

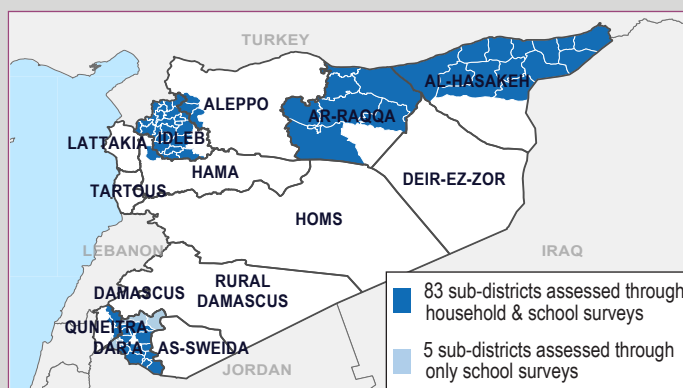
EDUCATION NEEDS ASSESSMENT

WHOLE OF SYRIA, MAY - JUNE 2018

Overview

Since the beginning of the crisis in March 2011, conflict has caused 5.5 million Syrians to flee to neighbouring countries and further abroad. Within Syria, 6.1 million people, of whom almost 2 million are school-aged children, have been internally displaced.¹ The volatile security and access situation within the country impacts children and their ability to access education. Education, as well as other social services, have been limited by the destruction of infrastructure, displacement, injuries, loss of life and resulting distress. Furthermore, the ability to provide adequate response is hindered by the limited information on humanitarian needs and vulnerability in the education sector.

In the framework of the Whole of Syria Education sector, REACH conducted an assessment of access and quality of education in opposition-held areas of northeast, northwest and south Syria to inform the 2019 Humanitarian Needs Overview (HNO) and Humanitarian Response Plan (HRP). Findings in this factsheet were drawn from a randomly selected sample of 7,097 households and 1,604 schools surveyed across 88 sub-districts in Syria. Data was collected from 7 May to 21 June 2018. Household survey findings are representative at the sub-district level with a 95% confidence level and 10% margin of error. School survey findings are indicative. Findings presented in this factsheet are based on household surveys unless noted otherwise. All findings pertain to the 88 assessed sub-districts during the 2017/2018 school year.



Key Findings

This assessment found that 8% of children aged 6-11 and 25% of children aged 12-17 did not attend school in assessed sub-districts in opposition-held areas in Syria mostly due to the need to work or help family, lack of learning materials, and poor quality of teaching. The most urgent educational needs in assessed sub-districts were ensuring safety and security for children and teachers, additional classrooms, and provision of teaching supplies and kits.

Demographics

Distribution of children (aged 3-17) in assessed households by age and gender:

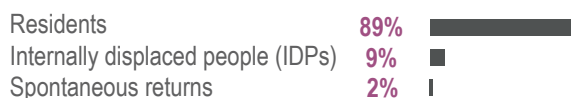


There were approximately **12** boys for every **10** girls (aged 3-17).

Households consisted on average of **6** members, including **3** children aged 3 to 17. **16%** of households are female-headed.

Population Groups

Displacement status of children (aged 3-17) in assessed households:²



Out of the **9%** of displaced children, **23%** were found to be displaced from Dar'a governorate, **20%** from Idlib governorate, and **18%** from Ar-Raqqa governorate.

Access to Education

Total Net Attendance³

Percentage of pre-primary aged children (aged 3-5) that attended early childhood education or primary school:



75% of pre-primary aged children attended formal education.

Percentage of primary school-aged children (aged 6-11) that attended school:



98% of primary school-aged children that attended school attended formal education.

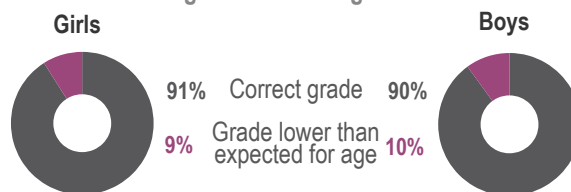
Percentage of secondary school-aged children (aged 12-17) that attended school:



98% of secondary school-aged children that attended school attended formal education.

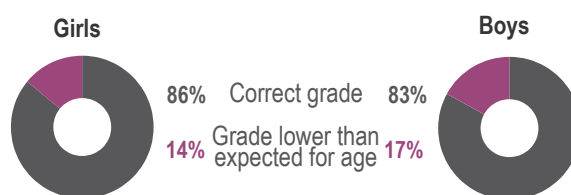
Grade and Age

Percentage of primary school-aged students (aged 6-11) that attended the correct grade for their age:



On average, **91%** of primary school-aged students attended the correct grade for their age.

Percentage of secondary school-aged students (aged 12-17) that attended the correct grade for their age:



On average, **85%** of secondary school-aged students attended the correct grade for their age.

¹ Humanitarian Needs Overview (HNO); Syrian Arab Republic, 2018

² The term 'spontaneous returns' encompasses a broad spectrum of individuals, including IDPs and refugees who have returned to the community they lived in prior to their displacement but not necessarily to their former homes. Origins of displaced children should be considered indicative due to the small number of displaced children in the sample population.

³ The total net attendance rate is the total number of students of the official age group for a given level of education who attended school at any level of education, expressed as a percentage of the corresponding population. The household survey asked "At any time during the current school year (2017-2018) did the person attend school or any early childhood education care programme?". Households reported that a child attended school even if they only attended part of the school year.



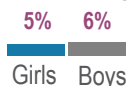
EDUCATION NEEDS ASSESSMENT

WHOLE OF SYRIA, MAY - JUNE 2018

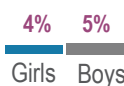
Access to Education (continued)

Repetition and Dropout⁴

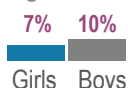
Percentage of primary school-aged children that repeated a grade at some point:



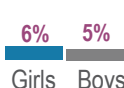
Percentage of primary students that dropped-out:



Percentage of secondary school-aged children that repeated a grade at some point:



Percentage of secondary students that dropped-out:



7% of school-aged children (aged 5-17) repeated a grade at some point, and 5% of students dropped out in 2017/2018.

Functioning schools⁵



Of the functioning schools, 96% were public schools and 4% were private.

Educational Needs

Most Urgent Educational Needs⁶

Most commonly reported urgent educational needs:

Households⁷

Ensuring safety/security for children and teachers

1

Schools⁸

Additional classrooms

Additional classrooms

2

Appropriate WASH facilities

Appropriate WASH facilities

3

School equipment

School Supplies and Support

Percentage of school-aged children (aged 5-17) with access to uniforms, shoes and bags:



Less than 10% of children attending school had access to school supplies in surveyed sub-districts in 3 of the 7 assessed governorates.

Percentage of school-aged children (aged 5-17) that received tuition or material support:



Less than 10% of children attending school received tuition or material support in surveyed sub-districts in 3 of the 7 assessed governorates.

⁴ Repetition refers to whether the student has repeated a grade at any point since starting school. Repetition rates should be considered indicative since only 15% of households responded to this question. Dropout rates are based on school surveys and findings should be considered indicative.

⁵ Findings based on school surveys. Results should be considered indicative.

Barriers to Education

Barriers to Attendance for Out-of-School Children

Most commonly reported barriers for children aged 5-14:

Households

Child needs to work/help family

Schools

1 Child needs to work/help family

Lack of learning materials

2 Child is psychologically distressed

Poor quality of teaching

3 Lack of learning materials

Most commonly reported barriers for children aged 15-17:

Households

Child needs to work/help family

Schools

1 Child needs to work/help family

Poor quality of teaching

2 Early marriage

Early marriage

3 Tuition or supplies not available

Quality of Education

School Certification and Curriculum

Governorates with the lowest percentage of school-aged children that received certification with completion of grade/degree, in surveyed sub-district:



47% of children attending school used the Government of Syria curriculum and 36% used the Syrian Interim Government curriculum.

Teacher Certification and Training⁹

Percentage of teachers certified prior to teaching:

71%

Percentage of teachers who received professional development training in 2017/2018:

27%

Teacher Salaries and Sources of Compensation¹⁰

91% of teachers received financial compensation, of which 83% received it on a regular basis in the form of salaries or incentives.

Sources of teacher compensation:

- 30% Education directorate
- 21% Local council
- 19% Non-governmental organizations
- 20% Government of Syria
- 8% Syria interim government
- 2% Other



⁶ The most commonly reported educational needs and barriers to education are calculated using the percentage of households that report each need/barrier in their list of top three needs/barriers.

⁷ "Households" refers to data gathered through household surveys.

⁸ "Schools" refers to data gathered through school surveys.

⁹ Findings based on school surveys. Results should be considered indicative.

¹⁰ Findings based on school surveys. Results should be considered indicative.



Whole of Syria Education Sector

قطاع التعليم لكل سوريا

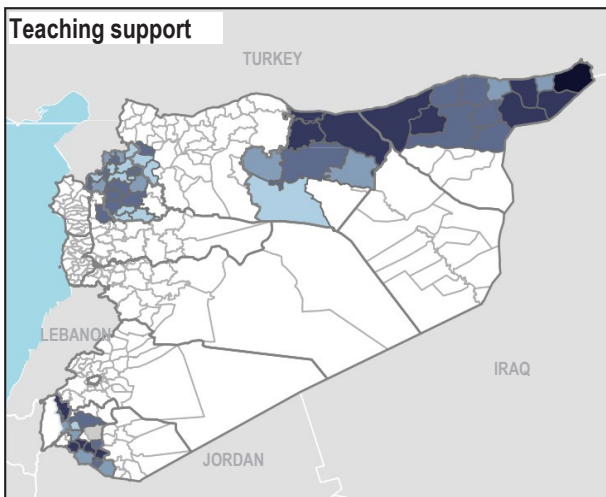
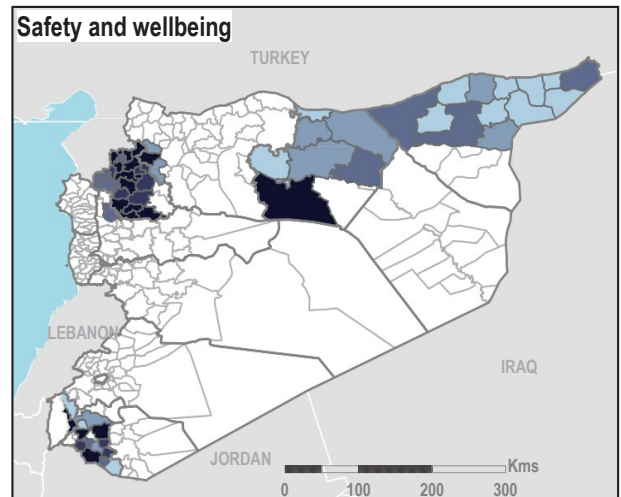
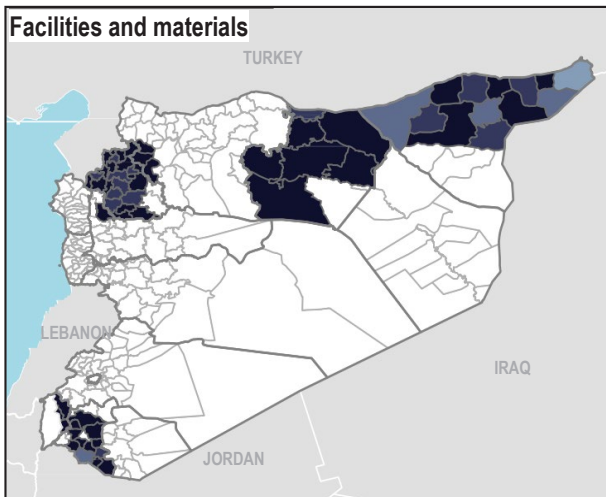
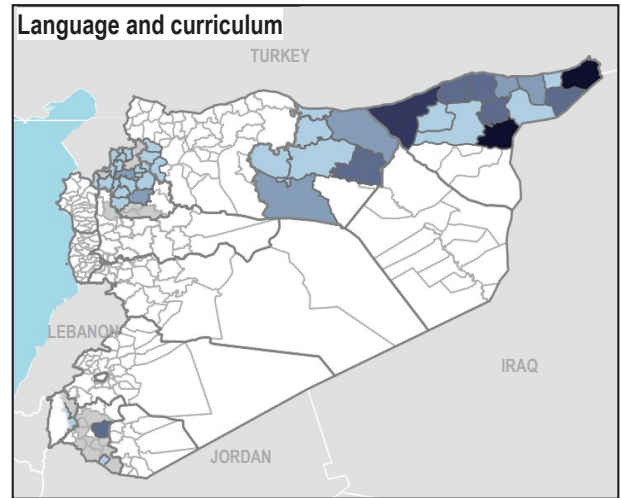
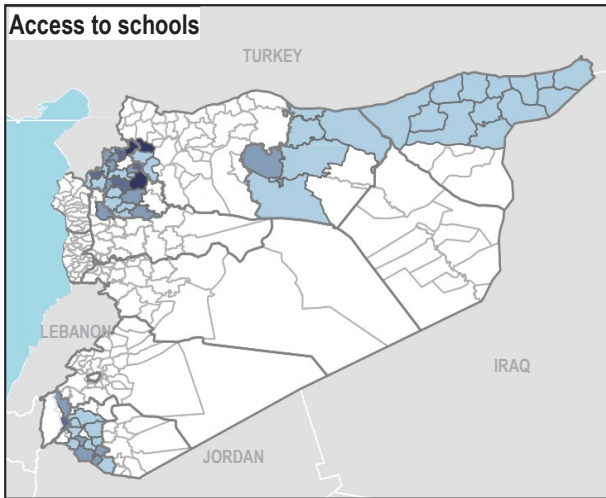
REACH

Informing more effective humanitarian action

EDUCATION NEEDS ASSESSMENT

WHOLE OF SYRIA, MAY - JUNE 2018

Percentage of households in assessed sub-districts that reported urgent educational needs in each category



Percentage of assessed households that reported urgent educational needs in each category

- 0.1 to 20% reporting
- 20.1 to 40% reporting
- 40.1 to 60% reporting
- 60.1 to 80% reporting
- 80.1 to 100% reporting
- Need not reported

For further information about responses included in the different need categories, please refer to the report annex.

Contact: mena.reach@impact-initiatives.org

Note: Data, designations and boundaries contained on this map are not warranted to be error-free and do not imply acceptance by the REACH partners, associates or donors mentioned on this map.



Whole of Syria Education Sector

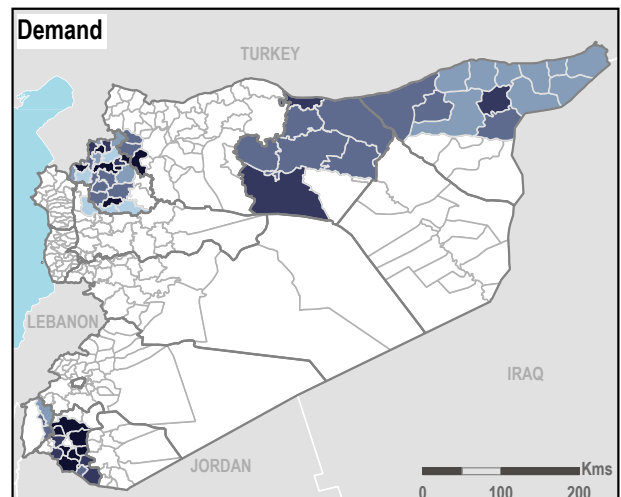
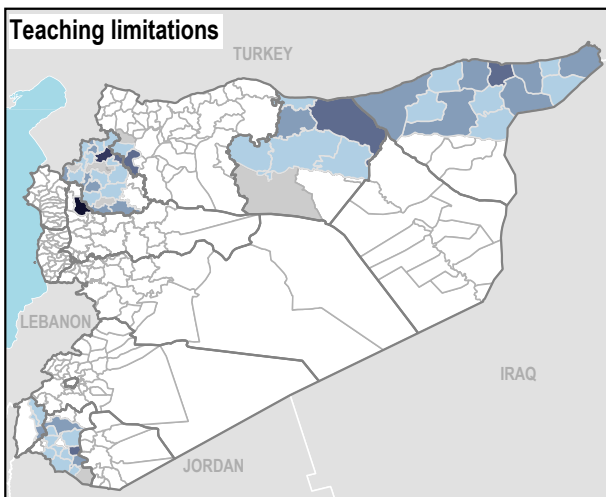
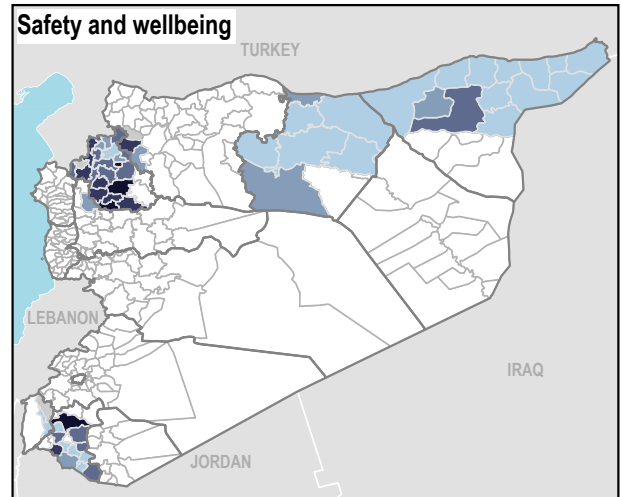
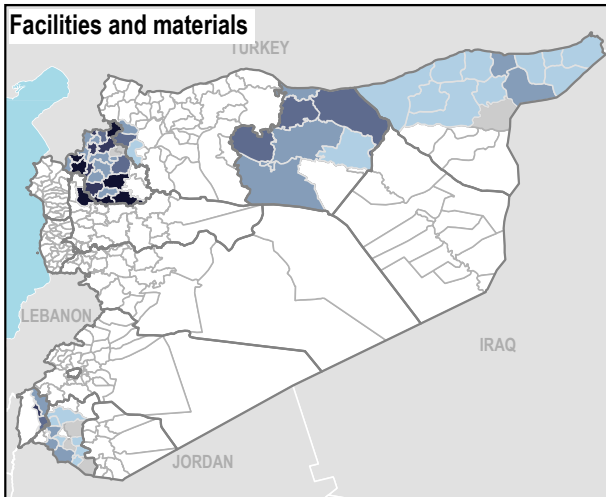
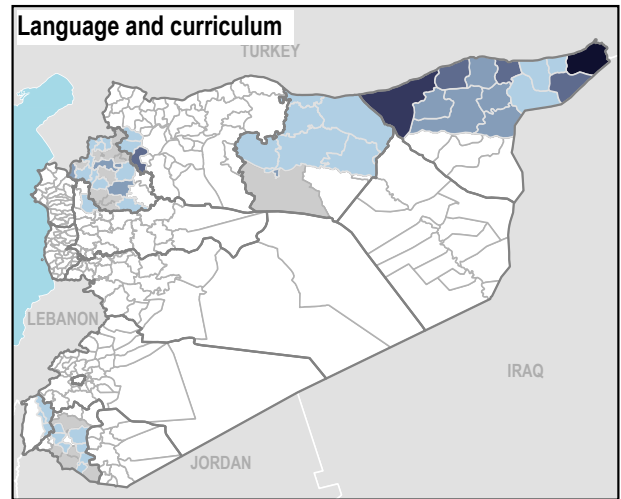
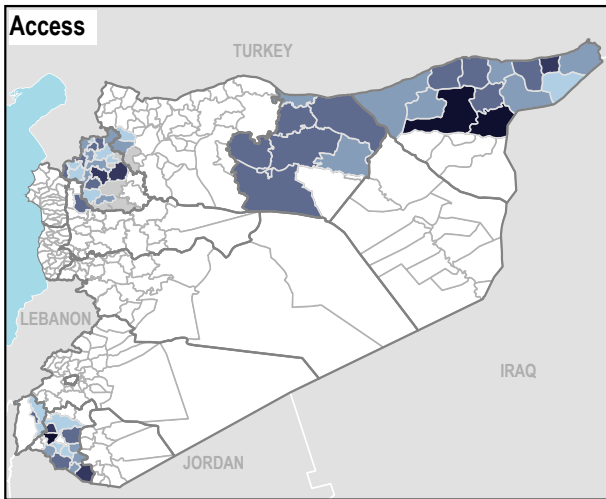
قطاع التعليم لكل سوريا

REACH Informing more effective humanitarian action

EDUCATION NEEDS ASSESSMENT

WHOLE OF SYRIA, MAY - JUNE 2018

Percentage of out-of-school children in assessed sub-districts facing barriers to attendance in each category



Percentage of out-of-school children in assessed households facing barriers to attendance in each category



For further information about responses included in the different barrier categories, please refer to the report annex.

Contact: mena.reach@impact-initiatives.org

Note: Data, designations and boundaries contained on this map are not warranted to be error-free and do not imply acceptance by the REACH partners, associates or donors mentioned on this map.



Whole of Syria Education Sector

قطاع التعليم لكل سوريا

REACH Informing more effective humanitarian action