



# IDP Camp Profile - Bersive 1

Dahuk, Iraq  
December 2015

Management agency: BRHA  
Manager/Focal point: Mahir Msho Jole  
Phone number: 7504818545  
Email: Camp.bersive1@gmail.com  
Registration actor: BRHA

## Summary

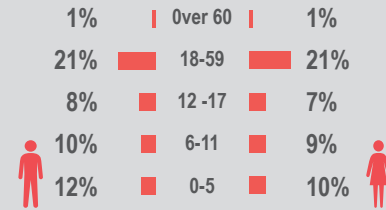
This profile provides an overview of conditions in Bersive 1 camp. Primary data was collected through household surveys on 28/12/2015. Households were randomly sampled to a 95% confidence and 10% margin of error, based on population figures provided by CCCM. In some cases, additional information from camp managers has been used to support findings. Round III of data collection was in September 2015.

## Camp Overview

# of individuals: 11082  
# of households: 1920  
Date opened: 16/11/2014  
Accommodation: 2500  
Ongoing extension: no  
Planned capacity: n/a  
Camp area: 0.32 km<sup>2</sup>

## Demographics

52% male / 48% female

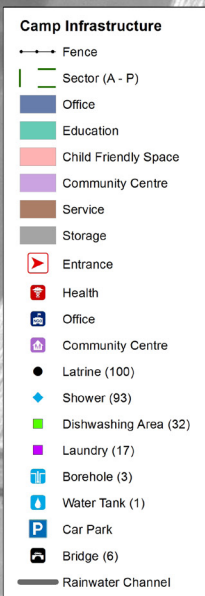
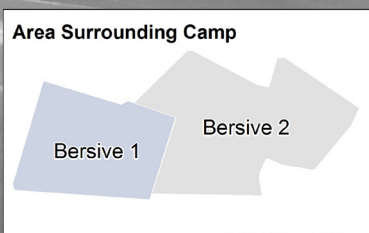


## Location Map



## IDP Camp Map - Bersive 1

Lat.37° 10' 51.581" N Long. 42° 51' 13.385" E



## Sectoral Minimum Standards

		Target	Previous Round	Current Round	Achievement
Education	% of children aged 6-11 attending formal school	100%	71%	87%	●
	% of children aged 12-17 attending formal school	100%	81%	74%	●
Food	% of households accessed Family Food Parcel or equivalent in the past month	100%	96%	97%	●
Health	Health services are available on-site or within walking distance	yes	yes	yes	●
CCCM	Average open area per household	min. 30m <sup>2</sup>	114m <sup>2</sup>	116 m <sup>2</sup>	●
Protection	% of IDPs registered on an individual basis (MODM/DDM)	100%	99%	97%	●
	% of households accessed shelter assistance since arrival at the camp	100%	73%	97%	●
	Average covered area per person	min. 3.5m <sup>2</sup>	3.7m <sup>2</sup>	3.1 m <sup>2</sup>	●
Shelter	Average number of individuals per tent	max.5	5	4	●
	# of persons per latrine	max. 20	122	111	●
WASH	# of persons per shower	max. 20	132	119	●
	Frequency of solid waste disposal at least weekly	min. weekly	yes	yes	●

Targets based on minimum standards agreed with the CCCM Cluster, Iraq. Findings based on household-level data, enumerator field observations, and camp management documentation  
● Minimum standard reached, ● More than 50% minimum standard reached, ● Less than 50% of minimum standard reached or not at all



# IDP Camp Profile - Bersive 1

Dahuk, Iraq  
December 2015

Management agency: BRHA  
Manager/Focal point: Mahir Msho Jole  
Phone number: 7504818545  
Email: Camp.bersive1@gmail.com  
Registration actor: BRHA

## Shelter

### Top three observed shelter types\*

Tent on cement base	55%	<div></div>
Tent on ground	45%	<div></div>
n/a	n/a	

\*Households were asked to select all shelter typologies within household.

### Winterization and household items

15%	reported a second fly sheet
0%	reported at least one stove or space heater
2%	reported at least one blanket per person
1	average number of carpets per HH
7	average number of mattresses per HH

### Hazards

15%	reported exposed electrical cables at site
-----	--

### Shelter Improvement

58%	reported making own improvements to their shelter
140 USD	average total reported cost of shelter improvements

\*Conversion rate: 1 USD = 1,106.37 IQD

### Households reporting flooding in past three months, by type

No flooding	93%	<div></div>
Flooding (temporary damage)	7%	<div></div>
Flooding (permanent damage)	0%	

## Household Income

30%	reported a household income of under 10 USD in the past month (including aid, gifts or pension)
51%	reported humanitarian aid within top three sources of livelihood in past month

## Protection

### Family Separation

0%	reported hosting unaccompanied or separated minors
2%	reported that other family members intended to join them

### Vulnerable groups

Pregnant / lactating women	24%	<div></div>
Chronically ill individual(s)	4%	<div></div>
Disabled individual(s)	2%	<div></div>

### Intentions

1%	planned to move to a different location in next 3 months
----	--

### Restrictions

0%	reported entry or exit restrictions during daylight hours
----	---

### Documentation

18%	reported missing civil documents
-----	----------------------------------

## Food Security and Coping Strategies

### Reported access to food assistance

97%	accessed food assistance in past month
95%	received Public Distribution System (PDS) in past month

### Top three reported food consumption coping strategies

Cheaper Food	60%	<div></div>
Borrowed Food	21%	<div></div>
Less meals	9%	<div></div>

### Top three reported livelihood coping strategies

Spent savings	74%	<div></div>
Bought food on credit	58%	<div></div>
Sold HH assets	26%	<div></div>

## WASH

### Latrines and showers

100%	reported access to functional latrines
100%	reported access to functional showers

### Top three reported methods of waste removal

Communal Bin	91%	<div></div>
Collected	9%	<div></div>
n/a	n/a	

### Primary reported drinking water source

8%	connection inside the home to collective water storage
0%	connection inside the home to private water storage
92%	communal water tap outside the shelter
0%	purchased from shop
0%	open well
0%	other source

### Access to water

0%	reported 24 consecutive hours without access to water in the past month
----	---

## Community Organisation

### IDP committees

100%	reported awareness of IDP committee(s)
------	--

Of these, IDPs reported that camp committees were as follows:

86%	representative of camp composition
15%	included female representation
17%	had elected representative(s)
86%	had a complaints mechanism

### Access to fire-extinguishers

97%	reported awareness of available fire-extinguishers
-----	--