



# REFUGEES FROM UKRAINE IN POLAND PROFILING UPDATE OCTOBER 2022


## INTRODUCTION

More than 7.4 million refugees from Ukraine have been recorded across Europe. Almost 1.5 million individuals registered for Temporary Protection in Poland as of 15th of November 2022, which represents the highest number among the EU countries<sup>1</sup>. To understand the demographics of the Ukrainian refugee population, their intentions, immediate needs, access to information and their displacement patterns, UNHCR, in partnership with REACH, launched a region-wide [profiling exercise](#). Interviews were carried out in multiple locations, including border areas, transit and reception centres, collective sites and information and assistance points. Since the interviews were conducted only in selected voivodeships and in selected locations, the results cannot be extrapolated to the population of all refugees from Ukraine residing in Poland and the findings remain indicative. Variations in types of locations visited also may impact findings vis-à-vis previous reports. Respondents were randomly selected and asked for their consent to participate in structured interviews using a harmonized regional questionnaire. This update presents results from [4,410 interviews](#) conducted with refugees currently residing in Poland and includes cumulative responses from [1st to 31st October 2022](#).

## READ MORE



Regional report  
**LIVES ON HOLD:  
PROFILES AND  
INTENTIONS OF  
REFUGEES FROM  
UKRAINE**  
[July 2022](#)



Previous factsheets:  
**REFUGEES FROM  
UKRAINE IN POLAND  
- PROFILING UPDATE**  
[June 2022 - July 2022](#)  
[August 2022](#)  
[September 2022](#)



Operational Data  
Portal - Ukraine  
Refugee Situation:  
**POLAND**



## KEY HIGHLIGHTS

Most of the refugees interviewed in October were women who have attained higher education. Over half of the respondents (62%) planned to stay in Poland, motivated mostly by safety. The majority of interviewed refugees (73%) travelled to Poland accompanied - most often by close or extended family.

■ The majority (62%) of respondents planned to stay in Poland in the near future, 15% intended to return to Ukraine and 8% to move to another country. The main motivation to stay in the host country - indicated by 30% - was safety in the area of displacement, followed by the family ties (17%). The highest percentage of people planning to stay in Poland was among those arriving from Luhanska (75%) and Zakarpatska (73%) oblasts. Return to Ukraine, on the other hand, was planned by 35% of refugees from Ternopil'ska oblast.

■ About a third (30%) of the refugees travelled with at least one older person. Those travelling with older persons more often declared cash, food, and material assistance as their priority needs.

■ Financial support, access to employment and accommodation were the most frequently reported immediate needs. The most common information needs of refugees concerned financial aid, job opportunities, and medical care. Respondents most often indicated social media and messaging apps as their preferred means of receiving information.



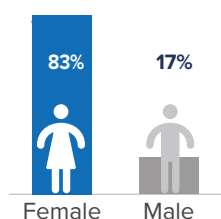
## DEMOGRAPHY

Refugees interviewed in October were mainly women traveling with close relatives, mostly with children and/or other women. Nearly half of respondents (47%) held university degrees, a third (32%) completed technical or vocational education and 18% - secondary education. Prior to displacement, a majority (67%) were employed and 15% were retired.

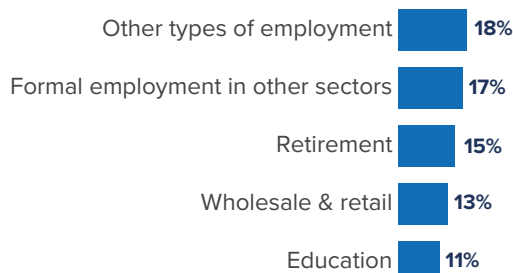
# 73%

of respondents were travelling with other people, 92% of whom with close family. Among those, 44% of the respondents were with at least one child or infant and 30% with at least one person aged 60 years old or more. On average, respondents were travelling with two other people.

### Gender breakdown



### Top 5 pre-displacement employment status



### Age structure in employment:

The rate of unemployment prior to the escalation of hostilities since February 2022 was overall very low (2%).

The vast majority of respondents above 60 years old (77%) declared to have retired prior to 24th of February 2022.

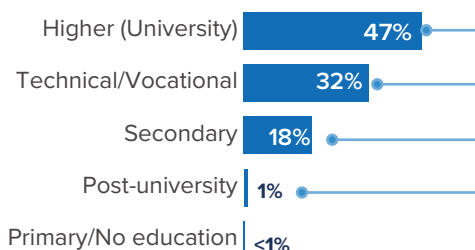
Additionally, the dataset contains answers from 14- to 17-year-olds (n=25), most of whom were students\*\*.

### Nationality



### Highest level of education

(n=4310)\*



### By age group

	18-24	25-39	40-59	60+
Higher (University)	26%	58%	48%	38%
Technical/Vocational	30%	28%	34%	44%
Secondary	43%	13%	17%	17%
Post-university	0%	1%	1%	1%
Primary/No education	0%	1%	1%	1%

\*NA excluded.

\*\*All the interviews for October, including those with minors, were conducted by the UNHCR.

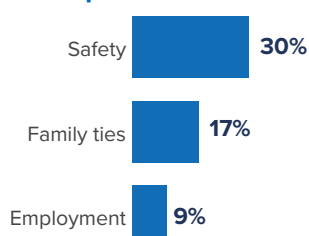
## FUTURE PLANS

The majority of respondents planned to stay in Poland (62%), most often due to the safety reasons. The intention to stay was higher among refugees traveling with at least one person with special needs (69%), in particular persons with a medical condition or disability, as well as single parents. 15% of refugees intended to return to Ukraine, while 14% were uncertain about future plans. Only 8% planned to move to another country, with Germany, Canada and Norway being the most popular destinations. The wish to stay in Poland was more frequent among those who arrived between February and June (67%) than those who arrived in the past 4 months (56%). The latter were more likely to move to another country (14%, against 3% among those who arrived between February and June).

### Intentions: Staying in Poland

**62%** of respondents planned to stay in Poland

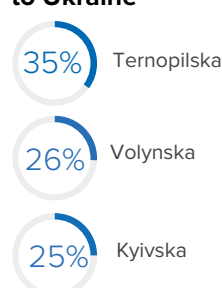
#### Top 3 reasons for staying (n=2,744)



#### Top oblasts of origin by intention to remain in Poland\*



#### Top 3 oblasts of origin by intention to return to Ukraine\*



\* % shows the proportion of respondents from an oblast intending to stay in Poland or return to Ukraine

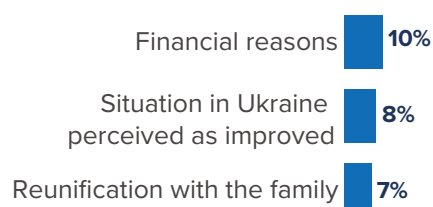
### Intentions: Returning to Ukraine

The share of respondents planning to return to Ukraine reached 15% in October. This decision was often motivated by financial reasons, a perceived improvement of situation in Ukraine or the wish to reunite with family\*. The highest proportion of those planning to return was among respondents from Ternopilska, Volynska and Kyivska oblasts.

\*For this question, 27% of respondents did not answer the question and another 21% indicated "Other" reason, not on the list.

**15%** of respondents planned to return to Ukraine, 90% of whom to the oblast of origin.

#### Main reasons for return (n=674)\*

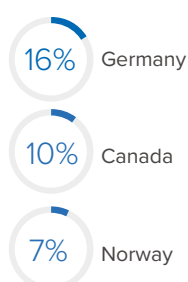


### Intentions: Moving onward


The intention to move to another country was expressed by 8% of respondents. Family ties were the most commonly indicated motivation to move onwards, followed by the asylum procedures and employment opportunities.

**8%** of respondents planned to move to another country

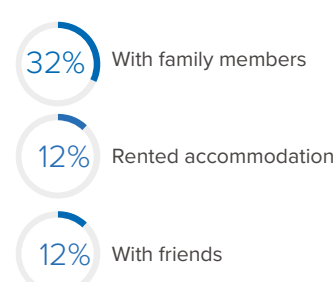
#### Top final destinations (n=339)



#### Top reasons for moving onward (n=339)



#### Top accommodation arrangements for those moving onward (n=339)



## ACCOMMODATION

Respondents were most often staying in rented accommodation (45%). Renting was significantly more frequent among those who left Ukraine between February and June (50%) than among those who departed later (37%). 17% of respondents were staying with hosts, while 14% in collective sites.

There was a significantly higher proportion of respondents staying in hosted accommodation among those who traveled with at least one older person (23%), compared to those who travelled without older persons (15%). Additionally, families travelling with older persons were less likely to rent accommodation (37% versus 47%).

## SUPPORT NETWORKS

Location of relatives influenced future plans of the refugees, as those who had relatives in Poland were more likely to stay (75%), while those who had relatives outside of Ukraine (and no relatives in Poland) were more inclined to move onwards (21%).

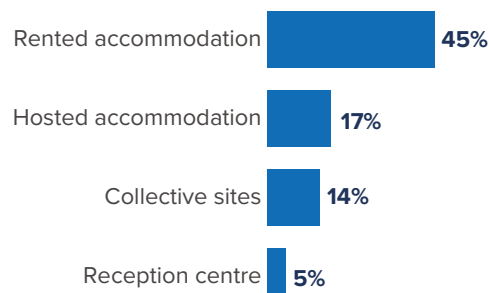
## PRIORITY NEEDS

Financial support (41%), employment (33%), accommodation (28%) and healthcare were among the most often mentioned priority needs, followed by the needs of access to accommodation (28%) and medical treatment (28%).

■ Cash was more often a priority need among those travelling with older persons (51% compared to 37% among those travelling without them), who also more often needed material assistance (32% compared to 19% among those travelling without older persons) and food (23% compared to 12% among those travelling without older persons).

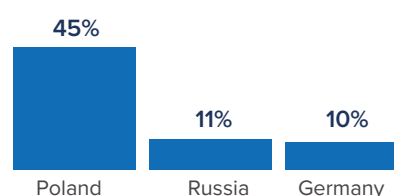
■ Respondents accompanied by children or infants more frequently needed cash assistance (46% compared to 38% within households without children). In addition, 15% among them reported access to education services as their priority need (compared to 8% in households without children). Those travelling with infants more often indicated the need for material assistance (32% compared with 21% among those without infants).

### Top current/planned accommodation types

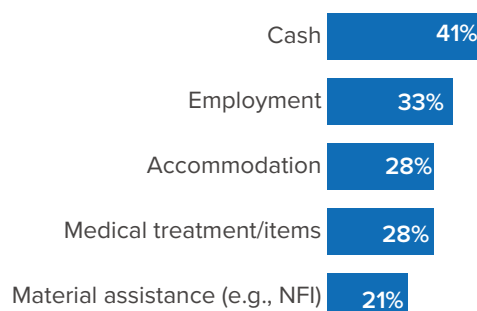


### 29% of respondents had relatives residing outside of Ukraine

#### Top 3 countries of relatives (n=1,258)



### Most frequently reported basic needs\*



\*Multiple responses permitted. The sum might exceed 100%.

# 41%

of households had at least one member with special needs

Person with disabilities



12%

Person with a serious medical condition



15%

Older person with special needs



11%

Single parent



22%

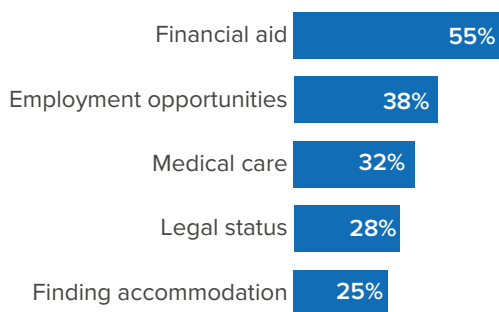
\* While cash is the priority basic need reported by refugees, it covers several underlying needs, which will be explored in the future reports.



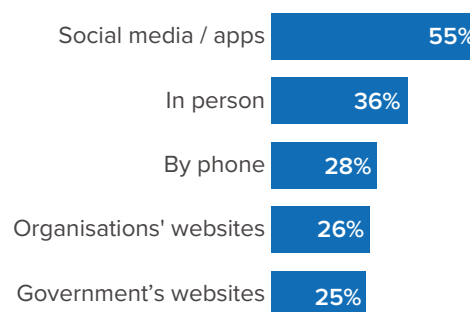
## INFORMATION NEEDS

Over half of refugees interviewed in October indicated the need to receive information about financial aid (55%). Other frequently declared information needs concerned job opportunities, accessing medical care, legal status and finding accommodation. Social media and messaging apps were the preferred methods of communication (55%), with Telegram, Facebook and Viber being favored by the highest share of respondents.

### Top 5 reported information needs\*



### Preferred methods of receiving information\*



### Top 3 preferred social media channels\* \*\*



\*Multiple responses permitted. The sum might exceed 100%.

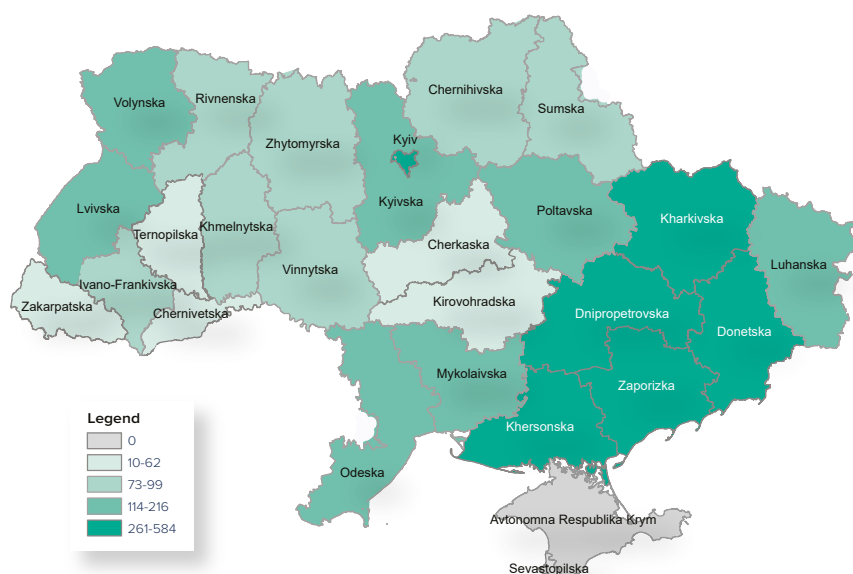
\*\*Among those who indicated social media/apps as a preferred method of communication.



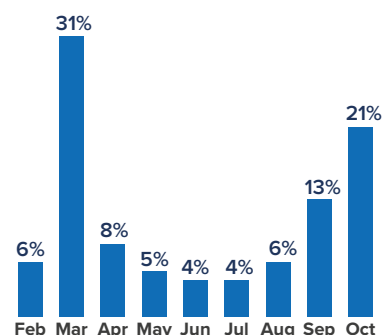
## ORIGIN & ARRIVAL

The largest share of respondents arrived from Kharkivska and Zaporoska oblasts, and the city of Kyiv, followed by Dnipropetrovska and Khersonska oblasts. Half of the interviewed refugees left their place of origin between late February and May. Roughly 100% of respondents had national passport or national ID with themselves. 11% had been internally displaced within Ukraine prior to leaving the country.

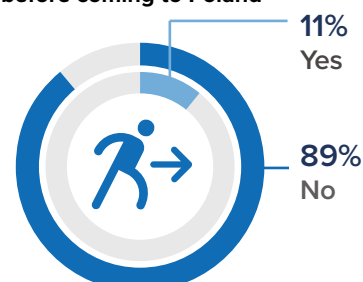
### Most frequent oblasts of origin



### Month of departure, 2022



### Were internally displaced before coming to Poland







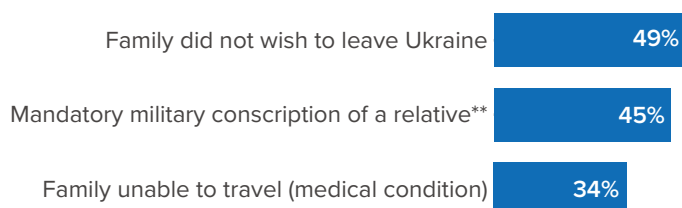
## FAMILY SEPARATION

Most respondents (80%) were separated from immediate family members since the escalation of hostilities in February 2022. In nearly half of the cases (49%) family members did not want to leave Ukraine. Separation was also often caused by the martial law preventing men aged 18-60 to leave the country, or the fact that family members could not leave Ukraine due to medical conditions.

### 80% of respondents were separated from immediate family members

#### Top 3 reasons for separation

(n=3,535)\*



\*Multiple responses permitted. The sum might exceed 100%.

\*\*Military conscription applies to martial law in place in Ukraine which prevents men between 18-60 years old from leaving the country, however, it does not imply that those who remained are in active military service.

#### Limitation of findings

- Non-probability sampling was applied and therefore the results cannot be extrapolated to the population of all refugees from Ukraine residing in Poland.
- The conflict is ongoing and rapidly changing, and population movements continue, therefore results might differ significantly in the next round of data collection.
- Data was collected only in certain regions, including border areas in Podkarpackie and Lubelskie voivodeships, as well as major cities, such as Warszawa, Kraków, Wrocław, Lublin and Poznań - the situation might differ in other regions and smaller cities.
- The factsheet is based on interviews conducted, unlikely to the previous release, mostly in planned sites, train or bus stations, and NGO offices, therefore presented results cannot be extrapolated for the entire population and cannot be used for the purpose of comparison.
- As questions were not mandatory, a few percent of responses were not provided. The overall percentages were counted based on a sample including blank answers.

#### Endnotes

1. [UNHCR Operational Data Portal for Poland](#)
2. Such findings are in line with earlier regional studies, according to which the majority of refugees from Ukraine in Poland and other countries hoped to return home as soon as possible, and expect to stay in host countries until hostilities subside and the security situation improves: <https://www.unhcr.org/news/press/2022/7/62ce6ad64/unhcr-survey-finds-refugees-ukraine-hope-home.html>

#### CONTACT US

Lorena Isla Rodriguez, Senior Protection Officer at [isla@unhcr.org](mailto:isla@unhcr.org)

Andrii Mazurenko, Senior Information Management Officer at [mazurenk@unhcr.org](mailto:mazurenk@unhcr.org)

Paula Gierak, Country Focal Point, REACH at [paula.gierak@reach-initiative.org](mailto:paula.gierak@reach-initiative.org)

Joanna Jaworska, Assessment Officer, REACH at [joanna.jaworska@reach-initiative.org](mailto:joanna.jaworska@reach-initiative.org)