

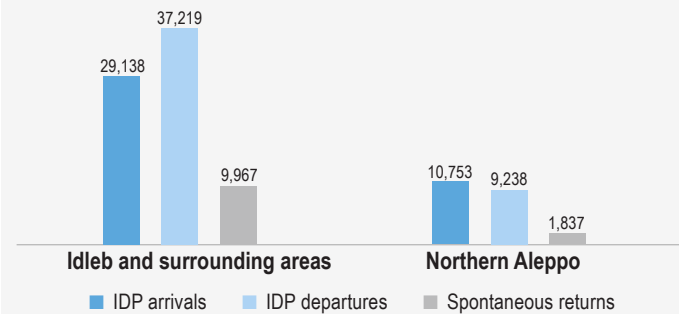
IDP Situation Monitoring Initiative (ISMI)

Monthly overview of IDP Movements in northern Syria, August 2018

Summary of Findings

Communities assessed:	468
Total IDP arrivals:¹	39,891 (+26%)²
Total IDP departures:³	46,457 (+3%)
Total spontaneous returns:	11,804 (+26%)

Total IDP arrivals, IDP departures and spontaneous returns by region:

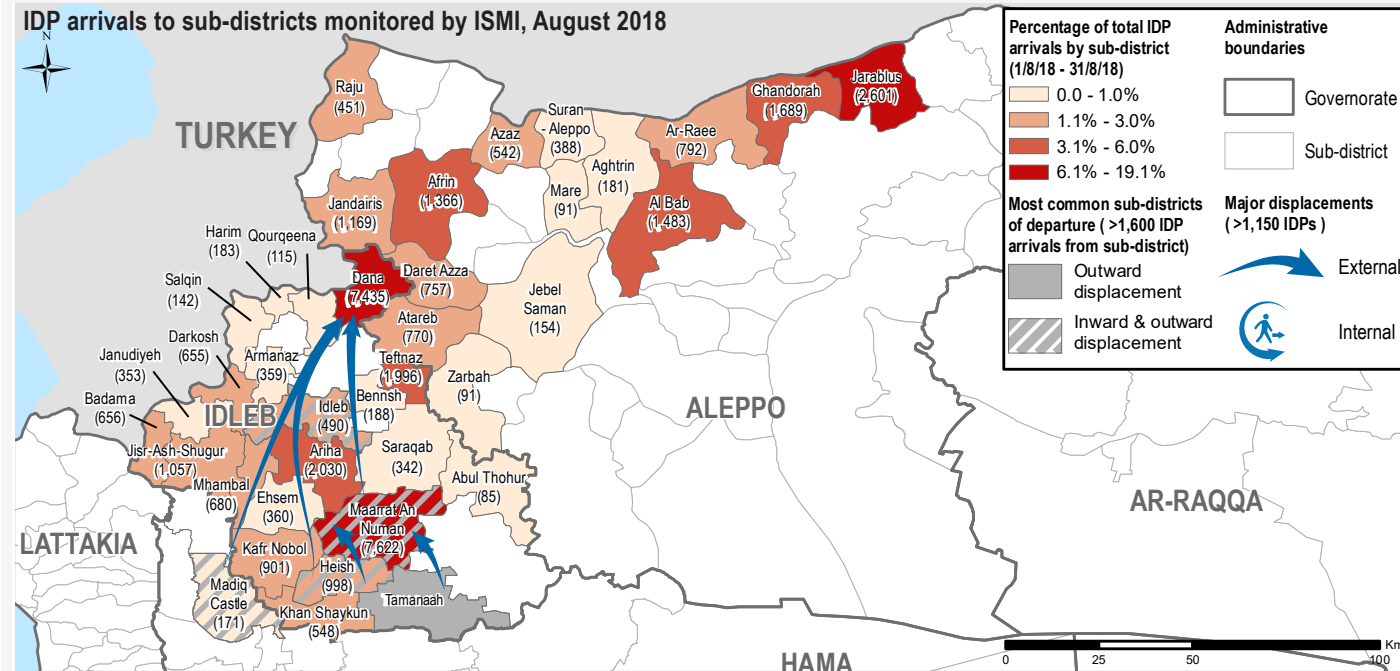


General instability, military developments and sustained aerial bombardments contributed to large displacement waves witnessed throughout the reporting period, particularly in the first half of the month.⁵ **Following the recapture of formerly opposition-held areas in Dar'a and Quneitra governorates by Government of Syria (GoS) forces, concerns have increased around a potential escalation of conflict and heavy clashes in Idlib governorate and surrounding areas.**

In August, more than two thirds (29,138) of the total IDP arrivals were to assessed communities in Idlib governorate and surrounding areas,⁴ many of whom to **Ma'arrat An Nu'man (7,622)** and **Dana (7,435)** sub-districts.

During the reporting period, large movements were also reported in assessed communities in northern Aleppo, with IDP arrivals having increased by 16% compared to July, many of whom to **Jarablus (2,601)** and **Ghandorah (1,689)** sub-districts. Many of these were reportedly internal movements within the northern Aleppo region.

¹ Some figures reported may be repeated displacements.
² CCCM, ISMI Monthly Displacement Summary, [July 2018](#).
³ IDP departure figures reflect aggregated departures of both IDP and resident (pre-conflict) populations.
⁴ Idlib and surrounding areas includes accessible communities in Idlib, western Aleppo and northern Hama governorates.
⁵ CCCM, Bi-weekly Displacement Summary, [1-15 August](#).



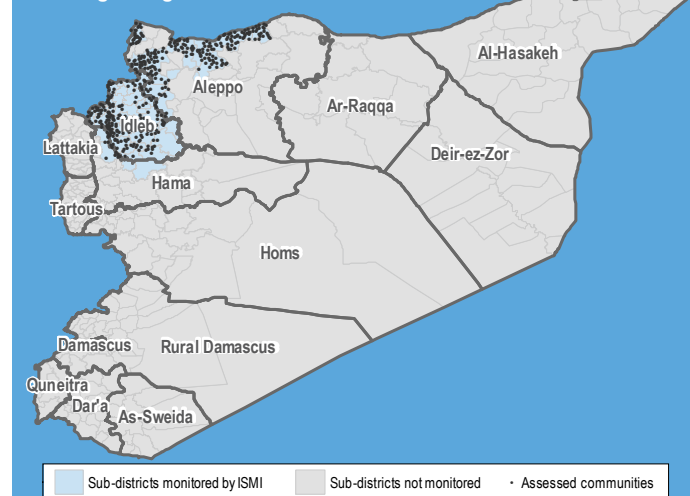
About ISMI & This Factsheet

The IDP Situation Monitoring Initiative (ISMI) is an initiative of the Camp Coordination and Camp Management (CCCM) Cluster, implemented by REACH and supported by cluster members.

Following a baseline assessment conducted at the end of 2016, weekly/bi-weekly data collection cycles were initiated. This factsheet presents an overview of reported inward and outward movements of IDPs from 1 to 31 August 2018. Such displacements were reported in 468 communities in sub-districts monitored by ISMI. The coverage map in this section shows the sub-districts that were monitored for the most recent round of data collection, as well as the communities reporting movements. ISMI monitoring coverage varies over time depending on access. Displacements are identified through an extensive key informant (KI) network, either from alerts initiated by KIs or from follow-up by enumerators. At least two KIs are interviewed in each assessed community, and collected information is further triangulated through other sources, including CCCM member data and humanitarian updates. This approach allows for regular updates on IDP movements at the community level across sub-districts monitored by ISMI in northwest Syria.

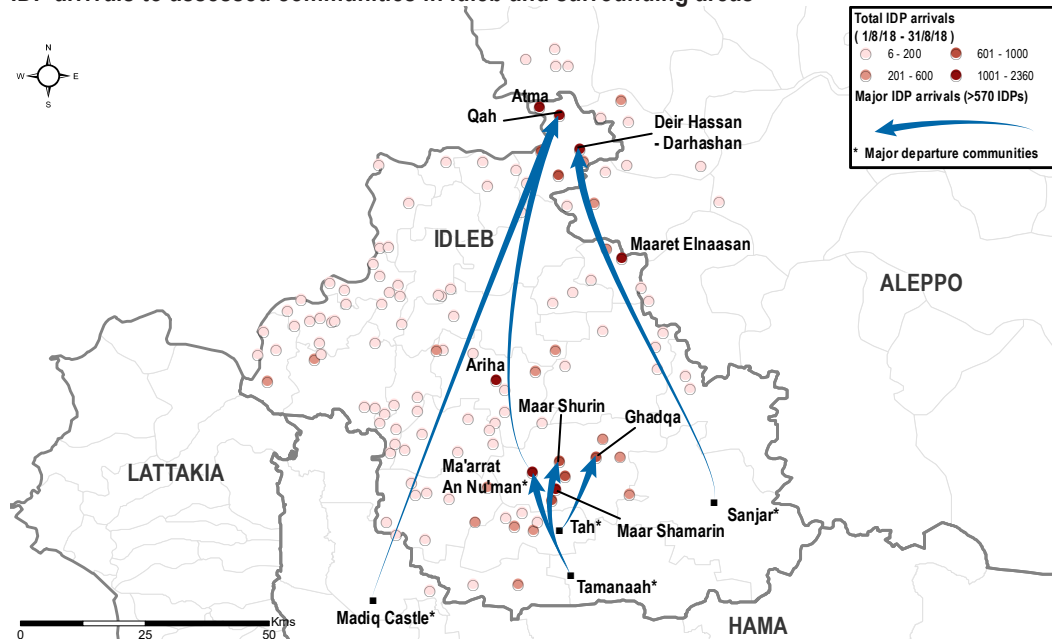
The data used for this product was collected, triangulated and verified based on submissions from ISMI's network and select CCCM cluster members following the ISMI methodology. Due to differences in methodology and coverage, figures presented in this output may differ from official CCCM Cluster or UNHCR data. All data is for humanitarian use only.

Coverage, August 2018



IDLEB & SURROUNDING AREAS⁶

IDP arrivals to assessed communities in Idleb and surrounding areas⁹



Key Figures

Communities assessed: **241**

Total IDP arrivals: **29,138 (+30%)**

Sub-districts with most arrivals (# IDPs):

Ma'arrat An Nu'man	7,622
Dana	7,435
Ariha	2,030
Teftnaz	1,996
Jisr-Ash-Shugur	1,057

Total IDP departures: **37,219 (+15%)**

Sub-districts with most departures (# IDPs):

Tamanaah	6,185
Ziyara	5,244
Salqin	5,213
Jisr-Ash-Shugur	3,384
Atareb	2,162

Total spontaneous returns: **9,967 (+31%)**

Sub-districts with most spontaneous returns:

Jisr-Ash-Shugur	5,540
Ma'arrat An Nu'man	3,638
Badama	371
Madiq Castle	297
Tamanaah	63

Overview

In the first half of August, Idleb governorate and surrounding areas witnessed an **escalation of conflict and a growing sense of hostility between GoS and armed opposition groups (AOGs)**. The region witnessed a large number of IDP departures, many of whom from southern Idleb and northern Hama, likely related to an **increase in aerial bombardments, which began on 10 August**.⁷

Concerns have increased around a potential offensive by GoS-allied forces on the region in the near future, following developments in south-west Syria earlier in the month, with the recapturing of former AOG-held areas in Dar'a and Quneitra governorates by GoS-allied forces.⁸

IDP Arrivals

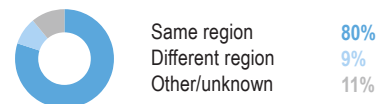
Total IDP arrivals reported for assessed communities in the region in August increased by 30% compared to the previous month. Many of these arrived from **Tamanaah (2,807)** and **Tah (2,338)** communities in Tamanaah and Heish sub-districts, respectively. **Aerial bombardments in southern Idleb** during the first half of the month likely contributed to displacements from these areas.⁷

Last sub-district of departure of arrivals (# IDPs):

Tamanaah	5,623
Heish	5,253
Ma'arrat An Nu'man	2,481
Madiq Castle	1,837
Khan Shaykun	1,416

At the community level, between 1 and 31 August, many IDPs arrived to **Maar Shamarin (1,683)** in Ma'arrat An Nu'man sub-district and **Qah (2,354)** in Dana sub-district.

Last place of departure of IDP arrivals:



Vulnerable groups among IDP arrivals:¹⁰



IDP Departures

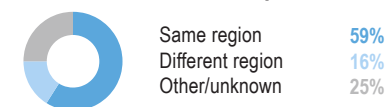
Top intended destination sub-districts (# IDPs):

Dana	6,957
Afrin	2,425
Heish	2,351
Ma'arrat An Nu'man	2,302
Saraqab	2,259

In parallel, assessed communities in Idleb governorate and surrounding areas witnessed **37,219 IDP departures**. KIs reported that 59% of these intended to remain within the region.

More than a third of IDPs leaving assessed communities reportedly intended to move to **Dana (6,957)** and **Afrin (2,425)** sub-districts, possibly indicating a perceived relative stability in those areas.

Intended destinations of departures:



Spontaneous Returns

During the reporting period, more than half of the reported **9,967 spontaneous returns (SRs)** were to communities in **Jisr Ash Shugur (5,540)** sub-district. Overall, the number of SRs in the region increased by 31% compared to July.

Sub-districts with most spontaneous returns to former homes:

Jisr-Ash-Shugur	5,535
Ma'arrat An Nu'man	2,993
Badama	371
Madiq Castle	262
Tamanaah	63

Almost all SRs reportedly returned to their former homes, while 91% of SRs returned to solid or finished houses or apartments.

Top 3 shelter types of SRs:

(1) Solid/finished house	4,989 IDPs
(2) Solid/finished apartment	4,035 IDPs
(3) Unfinished/damaged building	366 IDPs

⁶ Idleb governorate's surrounding areas include communities in Atareb, Daret Azza, Haritan, Jebel Saman and Zarbah sub-districts in western Aleppo governorate, as well as in Kafr Zeita, Madiq Castle, Suran and Ziyara sub-districts in northern Hama. These sub-districts have been added to the larger Idleb and surrounding areas region as populations in these sub-districts largely demonstrate similar displacement patterns and are served by the same cross-border responses.

⁷ The Washington Post, 'World Digest: Aug. 10, 2018', [10 August 2018](#).

⁸ IRIN, 'Idlib briefing: "Humanitarian catastrophe" feared as Syria war reaches final rebel stronghold', [3 September 2018](#); REACH, 'Situation Overview: Idleb Governorate and Surrounding Areas', [August 2018](#).

⁹ Community markers also account for camps/informal settlements when they are within close proximity to a community.

¹⁰ Vulnerable groups: ♀ Female-headed households/Women travelling alone ♂ Orphans 👴 Elderly-headed households/Elderly travelling alone ♿ Disabled-headed households/Individuals with disabilities travelling alone.

NORTHERN ALEPPO REGION¹¹

Key Figures

Communities assessed: **227**

Total IDP arrivals: **10,753 (+16%)**

Sub-districts with most arrivals (# IDPs):

Jarablus	2,601
Ghandorah	1,689
Al Bab	1,483
Afrin	1,366
Jandairis	1,169

Total IDP departures: **9,238 (+4%)**

Sub-districts with most departures (# IDPs):

Al Bab	2,745
Ghandorah	2,015
Jandairis	1,112
Jarablus	1,103
A'zaz	792

Total spontaneous returns: **1,837 (+3%)**

Sub-districts with most spontaneous returns:

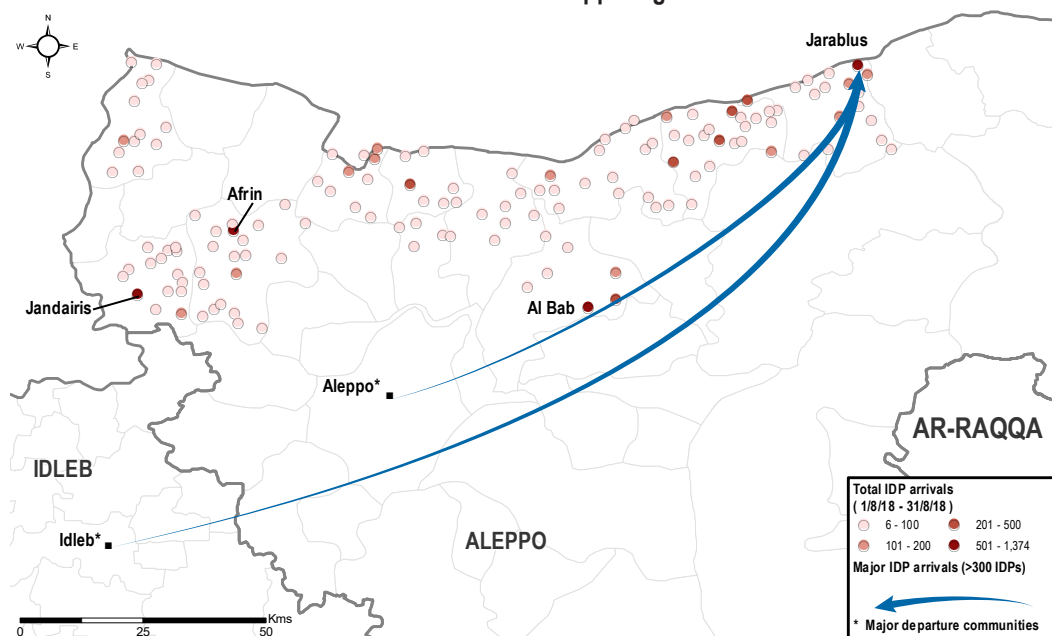
Raju	600
Jarablus	363
Ghandorah	352
A'zaz	289
Aghtrin	159

Overview

Throughout August, assessed communities in the northern Aleppo region continued to witness large displacements. Compared to the previous month, total IDP arrivals increased by 16%, total IDP departures decreased by 4% and SRs increased by 3%, which likely indicates an **increased sense of stability** within the region. Many of these movements have been internal within the northern Aleppo region.

Despite the northern Aleppo region seeming more stable than Idlib governorate and surrounding areas, the region continued to experience hostilities. Yet, if conflict intensifies in or around Idlib governorate and surrounding areas, Afrin sub-district and parts of northern Aleppo are expected to be important intended destinations for IDPs.¹²

IDP arrivals to assessed communities in northern Aleppo region¹³



IDP Arrivals

Assessed communities in the northern Aleppo region witnessed **10,753 IDP arrivals** in August, more than a third of whom to **Jarablus (2,601)** and **Ghandorah (1,689)** sub-districts.

As seen in July, many IDP arrivals were to **Zoghra Camp (416)** in Jarablus sub-district, some of whom from **Ar-Rastan (143)** and **Jebel Saman (80)** sub-districts.

Last sub-district of departure of arrivals (# IDPs):

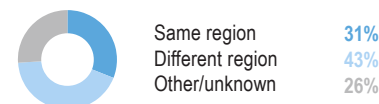
Al Bab	1,299
Idlib	1,228
Jarablus	491
A'zaz	479
Ghandorah	397

Vulnerable groups among IDP arrivals:¹⁴



Following patterns seen in previous rounds, many of these arrivals were internal movements within sub-districts, possibly indicating a continued de-escalation of conflict in the northern Aleppo region and a perceived sense of relative stability.

Last place of departure of IDP arrivals:



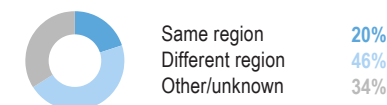
IDP Departures

Top intended destination sub-districts (# IDPs):

Ar-Raqqa	1,593
Al Bab	679
Jarablus	332
Ghandorah	306
Ar-Ra'ee	286

96% of IDPs leaving assessed communities in the northern Aleppo region were reportedly secondary displacements. A large number of these were IDPs reportedly intending to travel to other regions, notably **Ar-Raqqa (1,593)** sub-district - likely indicative of SR movements.

Intended destinations of departures:



Spontaneous Returns

Between 1 and 31 August, assessed communities in the northern Aleppo region witnessed the arrival of **1,837 SRs**, many of whom to **Raju (600)** sub-district. In line with the reported total IDP arrivals, many SRs also returned to assessed communities in **Ghandorah (302)** and **Jarablus (296)** sub-districts, both of which border Turkey.

Sub-districts with most spontaneous returns to former homes:

Raju	496
Ghandorah	302
Jarablus	296
A'zaz	251
Aghtrin	125

Almost all SRs reportedly returned to former homes, many of whom to **solid or finished houses (1,521)**, as well as **solid or finished apartments (165)**.

Top 3 shelter types of SRs:

(1) Solid/finished house	1,521 IDPs
(2) Solid/finished apartment	165 IDPs
(3) Unfinished/damaged building	30 IDPs

¹¹ Figures for the northern Aleppo region include communities in the following sub-districts: Afrin, Aghtrin, Al Bab, Ar-Ra'ee, A'zaz, Ghandorah, Jandairis, Jarablus, Mare', Raju and Suran.

¹² CCCM, Idlib and surrounding areas: Population Movement Intentions Overview, August-September 2018.

¹³ Community markers also account for camps/informal settlements when they are within close proximity to a community.

¹⁴ Vulnerable groups: † Female-headed households/Women travelling alone ‡ Child-headed households/Children travelling alone

†X Orphans † Elderly-headed households/Elderly travelling alone & Disabled-headed households/Individuals with disabilities travelling alone.