

Introduction

This multi-sectoral needs assessment is part of a monthly data collection exercise which aims to gather information about needs and the humanitarian situation inside Syria. The factsheets present information collected in May 2018, referring to the situation in April 2018.

These factsheets present information at the community level for four sub-districts in Jisr-Ash-Shugur district in Idleb governorate. Selected key indicators for the following sectors are included in the factsheets: displacement, shelter, non-food items (NFIs), health, food security, water sanitation and hygiene (WASH) and education. The factsheets do not cover the entire range of indicators gathered in the questionnaire.

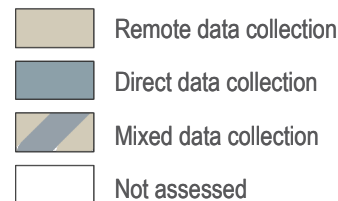
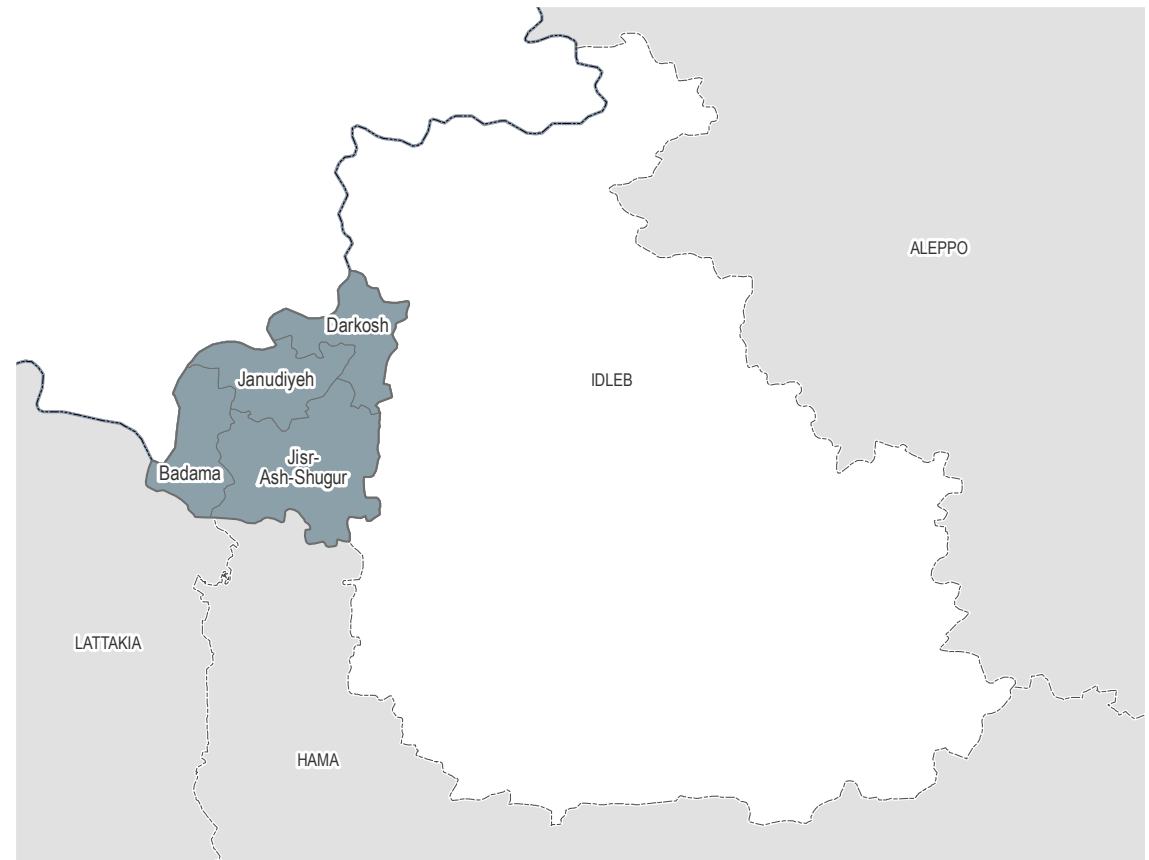
For full visualisation of all indicators collected, please see the SIMAWG Needs Identification Dynamic Reporting Tool, available here: <https://reach3.cern.ch/simawg/Default.aspx>.

Methodology and limitations

These findings are based on data collected directly (in Turkey) from Key Informants (KIs) residing in the communities assessed.

Information was collected from KIs in 25 communities in 4 sub districts in Jisr-Ash-Shugur district of Idleb governorate. For each question asked, confidence levels were assigned based on the KIs area of expertise and knowledge of the sector-specific situation.

For a full description of the methodology, please see the Terms of Reference, available on the [REACH Resource Centre](#).



PDF: click on a sub-district name to directly access the relevant factsheet

Badama, Idleb Governorate

April 2018

Displacement

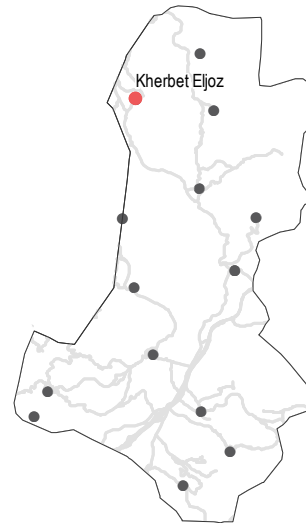
- % of pre-conflict population remaining
- % of population that are female
- % of female-headed households
- IDPs living in village
- New IDP arrivals
- Returnees

Kherbet Eljoz

76-100% 26-50% 1-25%

Yes No No

• 1/13 community assessed : Kherbet Eljoz



Shelter

- Independent apartment or house
 - Shared apartment or house
 - Unfinished apartment or house
 - Tent
 - Private space not for shelter
 - Cave/natural shelter
 - Collective public space not for shelter
 - No IDPs
 - No information
- Min - Max: rent paid per room (where known)

Kherbet Eljoz

NDPs IDPs

10000 - 12000 SYP

Livelihoods

Most common sources of income

Kherbet Eljoz

Daily employment
Farm owning
Business/trade

Most common strategies used to cope with lack of income / resources

Borrowing from family/friends
Selling household assets

NFIs

Kherbet Eljoz

B 8000 SYP 1700 SYP

C NA 5000 SYP

D 220 SYP NA

F 50000 SYP NA

Most common electricity source

- Main network
- Generator
- No source
- Solar alternative
- Batteries
- No information

Fuel Prices (SYP)*

- B** Butane (cannister)
- C** Coal (1kg)
- D** Diesel (1 litre)
- F** Firewood (1 tonne)

NFI Prices (SYP)*

- Cement (50kg)
- Floor mat (3*4m)
- Plastic tarpaulin (1m²)
- Tent (5 persons)

NA: not available for purchase

Kherbet Eljoz

Burning furniture in use
Burning clothes
Burning plastics

Most common strategies used to cope with a lack of fuel

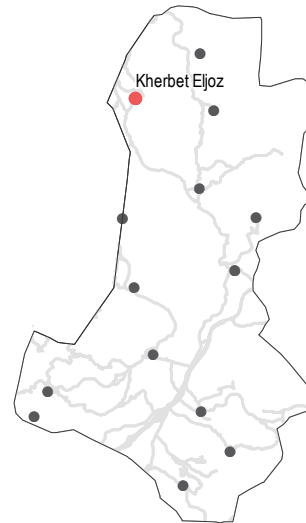
WASH

- Most common water source
- Status of water source
- Water is safe to drink
 - Water tastes/smells bad
 - People sick after drinking
 - No information
- Sufficiency of available water to meet household needs
- Sufficient
 - Insufficient
 - No information
- Most common method of garbage disposal
-

Kherbet Eljoz

- Closed well
- Private paid collection

• 1/13 community assessed : Kherbet Eljoz



Food Security

Kherbet Eljoz

- Bread: no info
- Rice: 250 SYP
- Lentils: 325 SYP
- Sugar: 325 SYP
- Cooking oil: 500 SYP
- Private bakeries
- No difficulties reported
- 0

Main challenges to obtaining food

- No challenges
- Some foods unavailable
- Local production decreased
- Lack of access to markets
- Some foods expensive
- Lack of resources to buy food
- Lack of access to fuel
- Cooking fuel unavailable
- No information

Bread (public): 1 pack
 Rice: 1kg
 Lentils: 1 kg
 Sugar: 1kg
 Cooking oil: 1 litre

Access to bread

- Most common source of bread
- Most common barriers to accessing bread
- Number of days, per month, where bread from private bakeries was unavailable

Education

- Status of primary schools in village
- Functioning
 - Not functioning
 - Not available
 - No information
- Barriers to accessing education services
-

Kherbet Eljoz
 Most children accessed education

Health

- Most common health problems
 - Most common barriers to accessing healthcare
- Kherbet Eljoz**
- Diarrhoea
 - Acute respiratory infections
 - Severe diseases affecting those aged less than 5
 - No difficulties reported

Darkosh 1/2, Idleb Governorate

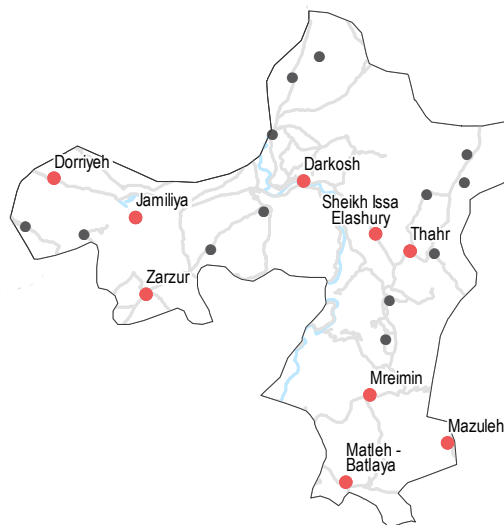
April 2018

Displacement

- % of pre-conflict population remaining
- % of population that are female
- % of female-headed households
- IDPs living in village
- New IDP arrivals
- Returnees

Community	% of pre-conflict population remaining	% of population that are female	% of female-headed households	IDPs living in village	New IDP arrivals	Returnees
Darkosh	76-100%	26-50%	1-25%	Yes	Yes	No
Dorriyeh	76-100%	26-50%	1-25%	Yes	No	No
Jamiliya	None	26-50%	1-25%	Yes	No	No
Matleh-Batlaya	76-100%	26-50%	1-25%	Yes	No	No
Mazuleh	76-100%	26-50%	1-25%	Yes	No	No

• 9/22 communities assessed (4 communities are shown on the next factsheet): Darkosh, Dorriyeh, Jamiliya, Matleh-Batlaya, Mazuleh



Shelter

- Independent apartment or house
- Shared apartment or house
- Unfinished apartment or house
- Tent
- Private space not for shelter
- Cave/natural shelter
- Collective public space not for shelter
- No IDPs
- No information
- Min - Max: rent paid per room (where known)

Community	Most common shelter	NDPs	IDPs
Darkosh	Independent apartment or house	3000 - 4000 SYP	3000 - 4000 SYP
Matleh-Batlaya	Independent apartment or house	2000 - 3000 SYP	2000 - 3000 SYP
Dorriyeh	Independent apartment or house	3000 - 4000 SYP	3000 - 4000 SYP
Mazuleh	Independent apartment or house	2000 - 3000 SYP	2000 - 3000 SYP
Jamiliya	No IDPs	No info	No info

Livelihoods

Most common sources of income

Most common strategies used to cope with lack of income / resources

Community	Most common sources of income	Most common strategies used to cope with lack of income / resources
Darkosh	Daily employment Farm owning Business/trade	Children sent to work/beg
Dorriyeh	Daily employment Farm owning Business/trade	Children sent to work/beg
Jamiliya	Daily employment Farm owning Business/trade	No info
Matleh-Batlaya	Daily employment Farm owning Business/trade	Children sent to work/beg
Mazuleh	Daily employment Farm owning Business/trade	No info

NFIs

Community	Lightbulb (Electricity)	Generator (SYP)	Panel (SYP)	Battery (SYP)	NA
Darkosh	B 8000 SYP	3200 SYP	C 250 SYP	D 250 SYP	F 45000 SYP
Matleh-Batlaya	B 6500 SYP	3200 SYP	C 250 SYP	D 225 SYP	F 45000 SYP
Dorriyeh	B 7500 SYP	3200 SYP	C 250 SYP	D 250 SYP	F 45000 SYP
Mazuleh	B 8000 SYP	3200 SYP	C 250 SYP	D 225 SYP	F 45000 SYP
Jamiliya	B 7000 SYP	3200 SYP	C 250 SYP	D 225 SYP	F 45000 SYP

- Most common electricity source
- Main network
 - Generator
 - No source
 - Solar alternative
 - Batteries
 - No information
- Fuel Prices (SYP)*
- B** Butane (cannister)
 - C** Coal (1kg)
 - D** Diesel (1 litre)
 - F** Firewood (1 tonne)
- NFI Prices (SYP)*
- Cement (50kg)
 - Floor mat (3*4m)
 - Plastic tarpaulin (1m²)
 - Tent (5 persons)
- NA: not available for purchase

Darkosh
No lack of fuel

Dorriyeh
No lack of fuel

Jamiliya
No lack of fuel

Matleh-Batlaya
No lack of fuel

Mazuleh
No lack of fuel

Darkosh 1/2, Idleb Governorate

April 2018

WASH

- Most common water source**
- Water is safe to drink
 - Water tastes/smells bad
 - People sick after drinking
 - No information
- Sufficiency of available water to meet household needs**
- Sufficient
 - Insufficient
 - No information
- Most common method of garbage disposal**
- Disposed at designated site

Darkosh

- Network
- Disposed at designated site

Dorriyeh

- Network
- Disposed at designated site

Jamiliya

- Network
- Disposed at designated site

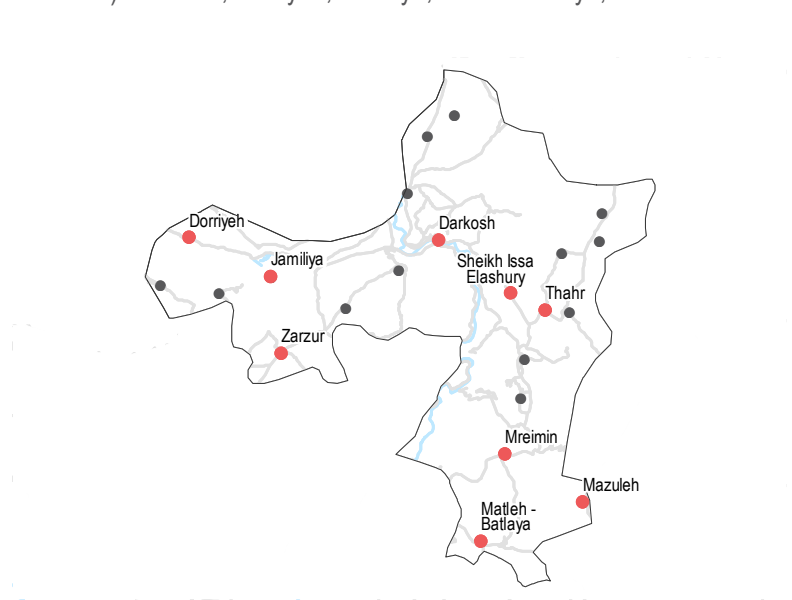
Matleh-Batlaya

- Network
- Disposed at designated site

Mazuleh

- Network
- Disposed at designated site

• 9/22 communities assessed (4 communities are shown on the next factsheet): Darkosh, Dorriyeh, Jamiliya, Matleh-Batlaya, Mazuleh



Education

- Status of primary schools in village**
- Functioning
 - Not functioning
 - Not available
 - No information
- Barriers to accessing education services**
- Most children accessed education

Jamiliya

Most children accessed education

Matleh-Batlaya

Most children accessed education

Mazuleh

Most children accessed education

Darkosh

Most children accessed education

Dorriyeh

Most children accessed education

Health



Most common health problems



Most common barriers to accessing healthcare

Darkosh

Acute respiratory infections
Fever
Severe diseases affecting those aged less than 5

No difficulties reported

Dorriyeh

Pregnancy related diseases
Acute respiratory infections
Severe diseases affecting those aged less than 5

No difficulties reported

Jamiliya

Pregnancy related diseases
Polio
Severe diseases affecting those aged less than 5

No difficulties reported

Matleh-Batlaya

Injuries
Acute respiratory infections
Severe diseases affecting those aged less than 5

No difficulties reported

Mazuleh

Injuries
Acute respiratory infections
Severe diseases affecting those aged less than 5

No difficulties reported

Food Security

Darkosh

Bread: 150 SYP
Rice: 500 SYP
Lentils: 400 SYP
Sugar: 200 SYP
Cooking oil: 600 SYP

- Public bakeries
- No difficulties reported

Dorriyeh

Bread: 150 SYP
Rice: 500 SYP
Lentils: 350 SYP
Sugar: 200 SYP
Cooking oil: 600 SYP

- Public bakeries
- No difficulties reported

Jamiliya

Bread: 150 SYP
Rice: 500 SYP
Lentils: 400 SYP
Sugar: 200 SYP
Cooking oil: 600 SYP

- Public bakeries
- No difficulties reported

Matleh-Batlaya

Bread: 150 SYP
Rice: 500 SYP
Lentils: 400 SYP
Sugar: 200 SYP
Cooking oil: 600 SYP

- Public bakeries
- No difficulties reported

Mazuleh

Bread: 150 SYP
Rice: 500 SYP
Lentils: 350 SYP
Sugar: 200 SYP
Cooking oil: 600 SYP

- Public bakeries
- No difficulties reported

Main challenges to obtaining food

- No challenges
- Some foods unavailable
- Local production decreased
- Lack of access to markets
- Some foods expensive
- Lack of resources to buy food
- Lack of access to fuel
- Cooking fuel unavailable
- No information

Bread (public): 1 pack
Rice: 1kg
Lentils: 1 kg
Sugar: 1kg
Cooking oil: 1 litre

Access to bread

- Most common source of bread
- Most common barriers to accessing bread
- Number of days, per month, where bread from private bakeries was unavailable

Darkosh 2/2, Idleb Governorate

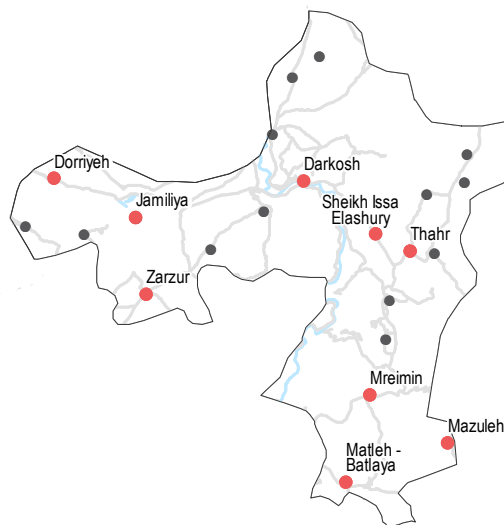
April 2018

Displacement

- % of pre-conflict population remaining
- % of population that are female
- % of female-headed households
- IDPs living in village
- New IDP arrivals
- Returnees

Community	% of pre-conflict population remaining	% of population that are female	% of female-headed households	IDPs living in village	New IDP arrivals	Returnees
Mreimin	76-100%	26-50%	1-25%	Yes	No	No
Sheikh Issa Elashury	76-100%	26-50%	1-25%	Yes	No	No
Thahr	76-100%	26-50%	1-25%	Yes	No	No
Zarzur	76-100%	26-50%	1-25%	Yes	No	No

• 9/22 communities assessed (5 communities are shown on the previous factsheet): Mreimin, Sheikh Issa Elashury, Thahr, Zarzur



NFIs

Community	Lightbulb (SYP)	Generator (SYP)	Lightbulb (SYP)	Generator (SYP)
Mreimin	B 8000 SYP	C 250 SYP	B 7500 SYP	C 250 SYP
Zarzur	D 400 SYP	F 45000 SYP	D 225 SYP	F 45000 SYP
Sheikh Issa Elashury	B 8000 SYP	C 250 SYP	B 7500 SYP	C 250 SYP
Thahr	B 7500 SYP	C 250 SYP	D 225 SYP	F 45000 SYP

- Most common electricity source
- Main network
 - Generator
 - No source
 - Solar alternative
 - Batteries
 - No information

- Fuel Prices (SYP)*
- B** Butane (cannister)
 - C** Coal (1kg)
 - D** Diesel (1 litre)
 - F** Firewood (1 tonne)

- NFI Prices (SYP)*
- Cement (50kg)
 - Floor mat (3*4m)
 - Plastic tarpaulin (1m²)
 - Tent (5 persons)
- NA: not available for purchase

- Most common strategies used to cope with a lack of fuel
- No lack of fuel

Shelter

- Most common shelter
- Independent apartment or house
 - Shared apartment or house
 - Unfinished apartment or house
 - Tent
 - Private space not for shelter
 - Cave/natural shelter
 - Collective public space not for shelter
 - No IDPs
 - No information
- Min - Max: rent paid per room (where known)

Community	NDPs	IDPs	Min - Max: rent paid per room (where known)
Mreimin			3000 - 4000 SYP
Zarzur			3000 - 4000 SYP
Sheikh Issa Elashury			2000 - 3000 SYP
Thahr			2000 - 3000 SYP

Livelihoods

- Most common sources of income
- Most common strategies used to cope with lack of income / resources

Community	Most common sources of income	Most common strategies used to cope with lack of income / resources
Mreimin	Daily employment Farm owning Business/trade	Children sent to work/beg
Sheikh Issa Elashury	Daily employment Farm owning Business/trade	Children sent to work/beg
Thahr	Daily employment Farm owning Business/trade	Children sent to work/beg
Zarzur	Daily employment Farm owning Business/trade	No info

Mreimin
No lack of fuel

Sheikh Issa Elashury
No lack of fuel

Zarzur
No lack of fuel

Thahr
No lack of fuel

WASH

- Most common water source
- Status of water source
- Water is safe to drink
 - Water tastes/smells bad
 - People sick after drinking
 - No information
- Sufficiency of available water to meet household needs
- Sufficient
 - Insufficient
 - No information
- Most common method of garbage disposal

Mreimin

- Network
- Disposed at designated site

Sheikh Issa Elashury

- Network
- Disposed at designated site

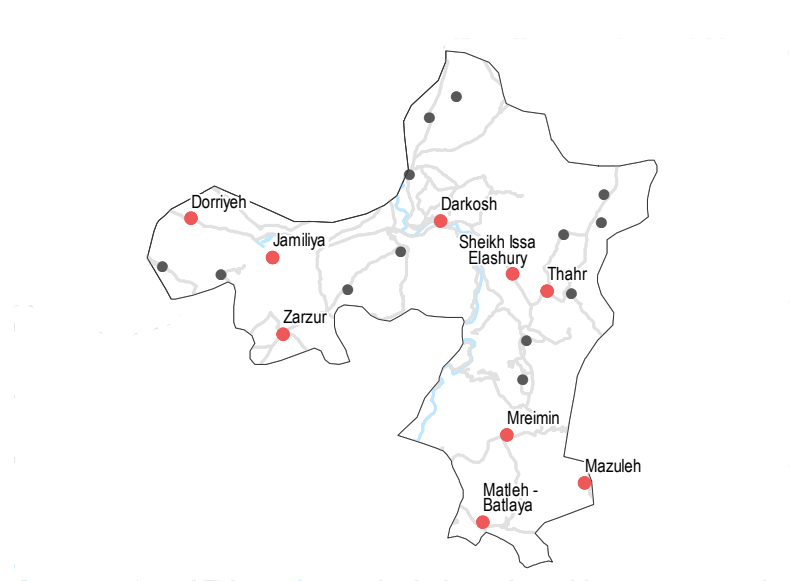
Thahr

- Network
- Disposed at designated site

Zarzur

- Network
- Disposed at designated site

• 9/22 communities assessed (5 communities are shown on the previous factsheet): Mreimin, Sheikh Issa Elashury, Thahr, Zarzur



Education

- Status of primary schools in village
- Functioning
 - Not functioning
 - Not available
 - No information
- Barriers to accessing education services

Thahr

Most children accessed education

Zarzur

Most children accessed education

Mreimin

Most children accessed education

Sheikh Issa Elashury

Most children accessed education

Health

Most common health problems

Most common barriers to accessing healthcare

Mreimin

Pregnancy related diseases
 Acute respiratory infections
 Severe diseases affecting those aged less than 5

No difficulties reported

Sheikh Issa Elashury

Acute respiratory infections
 Fever
 Severe diseases affecting those aged less than 5

No difficulties reported

Thahr

Diarrhoea
 Fever
 Severe diseases affecting those aged less than 5

No difficulties reported

Zarzur

Pregnancy related diseases
 Injuries
 Severe diseases affecting those aged less than 5

No difficulties reported

Food Security

Mreimin

- Public bakeries
- Bread: 150 SYP
- Rice: 500 SYP
- Lentils: 400 SYP
- Sugar: 200 SYP
- Cooking oil: 650 SYP
- No difficulties reported

Sheikh Issa Elashury

- Public bakeries
- Bread: 150 SYP
- Rice: 500 SYP
- Lentils: 400 SYP
- Sugar: 200 SYP
- Cooking oil: 600 SYP
- No difficulties reported

Thahr

- Public bakeries
- Bread: 150 SYP
- Rice: 500 SYP
- Lentils: 350 SYP
- Sugar: 200 SYP
- Cooking oil: 600 SYP
- No difficulties reported

Zarzur

- Public bakeries
- Bread: 150 SYP
- Rice: 500 SYP
- Lentils: 400 SYP
- Sugar: 200 SYP
- Cooking oil: 600 SYP
- No difficulties reported

Main challenges to obtaining food

- No challenges
- Some foods unavailable
- Local production decreased
- Lack of access to markets
- Some foods expensive
- Lack of resources to buy food
- Lack of access to fuel
- Cooking fuel unavailable
- No information

Bread (public): 1 pack
 Rice: 1kg
 Lentils: 1kg
 Sugar: 1kg
 Cooking oil: 1 litre

Access to bread

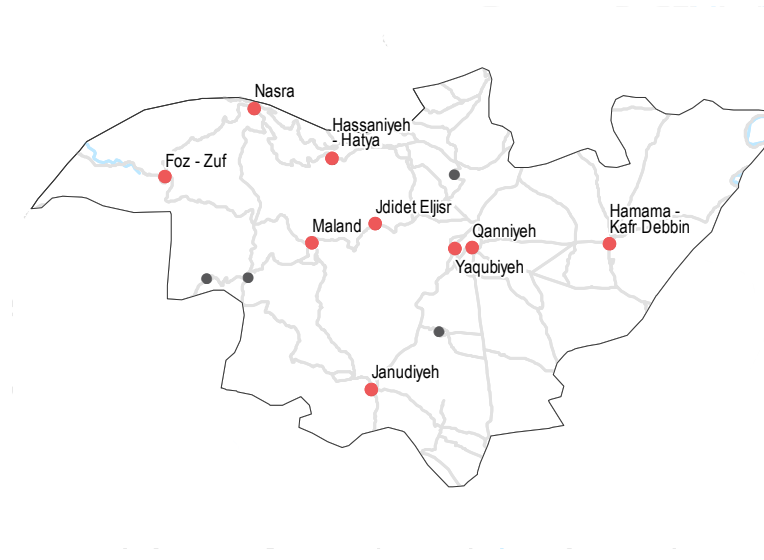
- Most common source of bread
- Most common barriers to accessing bread
- Number of days, per month, where bread from private bakeries was unavailable

Displacement

- % of pre-conflict population remaining
- % of population that are female
- % of female-headed households
- IDPs living in village
- New IDP arrivals
- Returnees

Community	% of pre-conflict population remaining	% of population that are female	% of female-headed households	IDPs living in village	New IDP arrivals	Returnees
Foz-Zuf	76-100%	26-50%	1-25%	Yes	Yes	No
Hamama-Kafr Debbin	76-100%	26-50%	1-25%	Yes	No	No
Hassaniyeh-Hatya	76-100%	26-50%	1-25%	Yes	Yes	No
Janudiyeh	76-100%	26-50%	1-25%	Yes	No	No
Jdidet Eljisir	1-25%	26-50%	1-25%	Yes	Yes	No

• 9/13 communities assessed (4 communities are shown on the next factsheet): Foz-Zuf, Hamama-Kafr Debbin, Hassaniyeh-Hatya, Janudiyeh, Jdidet Eljisir



Shelter

- Independent apartment or house
 - Shared apartment or house
 - Unfinished apartment or house
 - Tent
 - Private space not for shelter
 - Cave/natural shelter
 - Collective public space not for shelter
 - No IDPs
 - No information
- Min - Max: rent paid per room (where known)

Community	Most common shelter	NDPs	IDPs
Foz-Zuf	Independent apartment or house	10000	11000 SYP
Janudiyeh	Independent apartment or house	10000	12000 SYP
Hamama-Kafr Debbin	Independent apartment or house	10000	11000 SYP
Jdidet Eljisir	No info		
Hassaniyeh-Hatya	No IDPs		

Livelihoods

- Most common sources of income
- Most common strategies used to cope with lack of income / resources

Community	Most common sources of income	Most common strategies used to cope with lack of income / resources
Foz-Zuf	Daily employment Farm owning Business/trade	Borrowing from family/friends Selling household assets
Hamama-Kafr Debbin	Daily employment Farm owning Business/trade	Borrowing from family/friends Selling household assets
Hassaniyeh-Hatya	Daily employment Farm owning Business/trade	Borrowing from family/friends Selling household assets Reducing meal size
Janudiyeh	Daily employment Sale of household assets Farm owning	Borrowing from family/friends Reducing meal size
Jdidet Eljisir	Daily employment Business/trade Support from family/friends	Borrowing from family/friends Selling household assets

NFIs

Community	Most common electricity source	Fuel Prices (SYP)*	NFI Prices (SYP)*
Foz-Zuf	B 8000 SYP C NA D 220 SYP F 50000 SYP	1700 SYP 5000 SYP NA NA	B 8000 SYP C NA D 220 SYP F 50000 SYP
Janudiyeh	B 7000 SYP C NA D 210 SYP F 45000 SYP	1700 SYP 5000 SYP NA NA	B 8000 SYP C NA D 220 SYP F 50000 SYP
Hamama-Kafr Debbin	B 8000 SYP C NA D 220 SYP F 50000 SYP	1700 SYP 5000 SYP NA NA	B 8000 SYP C NA D 220 SYP F 50000 SYP
Jdidet Eljisir	B 8000 SYP C NA D 220 SYP F 50000 SYP	1700 SYP 5000 SYP NA NA	B 8000 SYP C NA D 220 SYP F 50000 SYP
Hassaniyeh-Hatya	B 7000 SYP C NA D 210 SYP F 45000 SYP	1700 SYP 5000 SYP NA NA	B 8000 SYP C NA D 220 SYP F 50000 SYP

- Main network
 - Generator
 - No source
 - Solar alternative
 - Batteries
 - No information
- Fuel Prices (SYP)*
- B** Butane (cannister)
 - C** Coal (1kg)
 - D** Diesel (1 litre)
 - F** Firewood (1 tonne)
- NFI Prices (SYP)*
- Cement (50kg)
 - Floor mat (3*4m)
 - Plastic tarpaulin (1m²)
 - Tent (5 persons)
- NA: not available for purchase

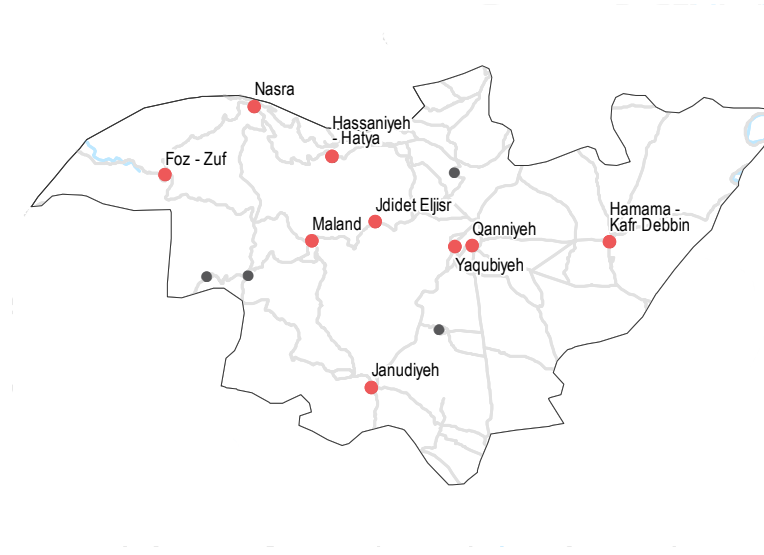
- Most common strategies used to cope with a lack of fuel

WASH

- Most common water source**
- Status of water source**
- Water is safe to drink
 - Water tastes/smells bad
 - People sick after drinking
 - No information
- Sufficiency of available water to meet household needs**
- Sufficient
 - Insufficient
 - No information
- Most common method of garbage disposal**

- Foz-Zuf**
- Network
 - Private paid collection
- Hamama-Kafr Debbin**
- Network
 - Private paid collection
- Hassaniyeh-Hatya**
- Water trucking
 - Private paid collection
- Janudiyeh**
- Network
 - Private paid collection
- Jdidet Eljisir**
- Network
 - Private paid collection

9/13 communities assessed (4 communities are shown on the next factsheet): Foz-Zuf, Hamama-Kafr Debbin, Hassaniyeh-Hatya, Janudiyeh, Jdidet Eljisir



Education

- Status of primary schools in village**
- Functioning
 - Not functioning
 - Not available
 - No information
- Barriers to accessing education services**

- Hassaniyeh-Hatya**
- Most children accessed education
- Janudiyeh**
- Most children accessed education
- Jdidet Eljisir**
- Most children accessed education

- Foz-Zuf**
- Most children accessed education
- Hamama-Kafr Debbin**
- Most children accessed education

Health

- Most common health problems**
- Most common barriers to accessing healthcare**

Community	Most common health problems	Most common barriers to accessing healthcare
Foz-Zuf	Diarrhoea Injuries Severe diseases affecting those aged less than 5	No difficulties reported
Hamama-Kafr Debbin	Acute respiratory infections Severe diseases affecting those aged less than 5	No difficulties reported
Hassaniyeh-Hatya	Diarrhoea Acute respiratory infections Severe diseases affecting those aged less than 5	No difficulties reported
Janudiyeh	Diarrhoea Acute respiratory infections Severe diseases affecting those aged less than 5	No difficulties reported
Jdidet Eljisir	Diarrhoea Acute respiratory infections Severe diseases affecting those aged less than 5	No difficulties reported

Food Security

- Foz-Zuf**
- Bread: no info
 - Rice: 250 SYP
 - Lentils: 300 SYP
 - Sugar: 325 SYP
 - Cooking oil: 500 SYP
- Shops**
- No difficulties reported
 - Private bakeries unavailable
- Hamama-Kafr Debbin**
- Bread: 120 SYP
 - Rice: 250 SYP
 - Lentils: 325 SYP
 - Sugar: 325 SYP
 - Cooking oil: 500 SYP
- Government distribution**
- No difficulties reported
 - Private bakeries unavailable
- Hassaniyeh-Hatya**
- Bread: 120 SYP
 - Rice: 225 SYP
 - Lentils: 325 SYP
 - Sugar: 325 SYP
 - Cooking oil: 500 SYP
- Government distribution**
- No difficulties reported
 - Private bakeries unavailable
- Janudiyeh**
- Bread: 115 SYP
 - Rice: 225 SYP
 - Lentils: 350 SYP
 - Sugar: 325 SYP
 - Cooking oil: 500 SYP
- Government distribution**
- No difficulties reported
 - Private bakeries unavailable
- Jdidet Eljisir**
- Bread: 120 SYP
 - Rice: 250 SYP
 - Lentils: 250 SYP
 - Sugar: 325 SYP
 - Cooking oil: 500 SYP
- Government distribution**
- No difficulties reported
 - Private bakeries unavailable

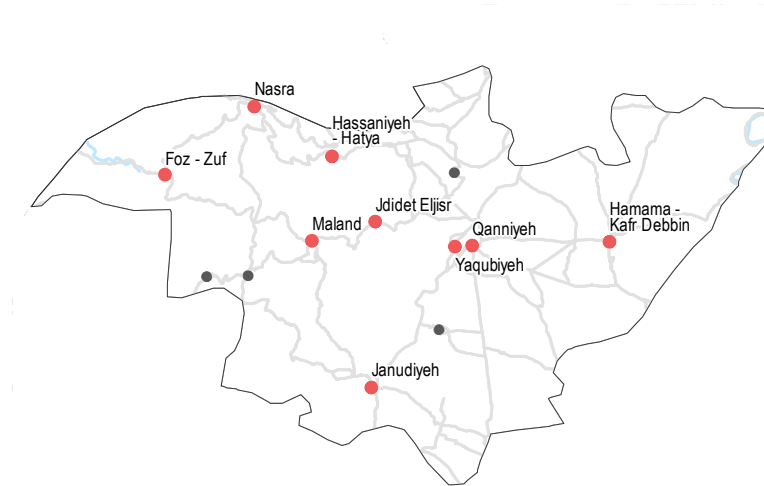
- Main challenges to obtaining food**
- No challenges
 - Some foods unavailable
 - Local production decreased
 - Lack of access to markets
 - Some foods expensive
 - Lack of resources to buy food
 - Lack of access to fuel
 - Cooking fuel unavailable
 - No information
- Bread (public): 1 pack**
- Rice: 1kg**
- Lentils: 1kg**
- Sugar: 1kg**
- Cooking oil: 1 litre**
- Access to bread**
- Most common source of bread
 - Most common barriers to accessing bread
 - Number of days, per month, where bread from private bakeries was unavailable

Displacement

- % of pre-conflict population remaining
- % of population that are female
- % of female-headed households
- IDPs living in village
- New IDP arrivals
- Returnees

Community	% of pre-conflict population remaining	% of population that are female	% of female-headed households	IDPs living in village	New IDP arrivals	Returnees
Maland	76-100%	26-50%	1-25%	Yes	Yes	No
Nasra	None	26-50%	1-25%	Yes	No	No
Qanniyeh	1-25%	26-50%	1-25%	Yes	Yes	No
Yaqubiyeh	1-25%	26-50%	1-25%	Yes	No	No

• 9/13 communities assessed (5 communities are shown on the previous factsheet): Maland, Nasra, Qanniyeh, Yaqubiyeh



Shelter

- Independent apartment or house
- Shared apartment or house
- Unfinished apartment or house
- Tent
- Private space not for shelter
- Cave/natural shelter
- Collective public space not for shelter
- No IDPs
- No information
- Min - Max: rent paid per room (where known)

Community	NDPs	IDPs
Maland		
	10000 - 11000 SYP	
Yaqubiyeh		
	No info	
Nasra		
	No info	
Qanniyeh		
	No info	

Livelihoods

- Most common sources of income
- Most common strategies used to cope with lack of income / resources

Community	Most common sources of income	Most common strategies used to cope with lack of income / resources
Maland	Daily employment Farm owning Cash items	Borrowing from family/friends Selling household assets
Nasra	Daily employment Business/trade Support from family/friends	Borrowing from family/friends
Qanniyeh	Daily employment Business/trade Support from family/friends	Borrowing from family/friends Selling household assets
Yaqubiyeh	Daily employment Farm owning Business/trade	Borrowing from family/friends Selling household assets Reducing meal size

NFIs

Community	Generator	Solar alternative	Batteries
Maland	B 8000 SYP	C NA	D 220 SYP
Yaqubiyeh	B 7000 SYP	C NA	D 210 SYP

Nasra

B 8000 SYP	NA
C NA	5000 SYP
D 220 SYP	NA
F 50000 SYP	NA

Qanniyeh

B 8000 SYP	1650 SYP
C NA	5000 SYP
D 220 SYP	NA
F 50000 SYP	NA

Maland

- Burning furniture in use
- Burning clothes
- Burning plastics

Nasra

- Burning furniture in use
- Burning clothes
- Burning plastics

Qanniyeh

- Burning furniture in use
- Burning clothes
- Burning plastics

- Most common electricity source
- Main network
 - Generator
 - No source
 - Solar alternative
 - Batteries
 - No information

Fuel Prices (SYP)*

- B** Butane (cannister)
- C** Coal (1kg)
- D** Diesel (1 litre)
- F** Firewood (1 tonne)

NFI Prices (SYP)*

- Cement (50kg)
- Floor mat (3*4m)
- Plastic tarpaulin (1m²)
- Tent (5 persons)
- NA: not available for purchase

- Most common strategies used to cope with a lack of fuel
-

Yaqubiyeh

- Burning furniture not in use
- Burning clothes
- Burning plastics

WASH

- Most common water source**
- Water is safe to drink
 - Water tastes/smells bad
 - People sick after drinking
 - No information
- Sufficiency of available water to meet household needs**
- Sufficient
 - Insufficient
 - No information
- Most common method of garbage disposal**

Maland

- Network
- Private paid collection

Nasra

- Closed well
- Private paid collection

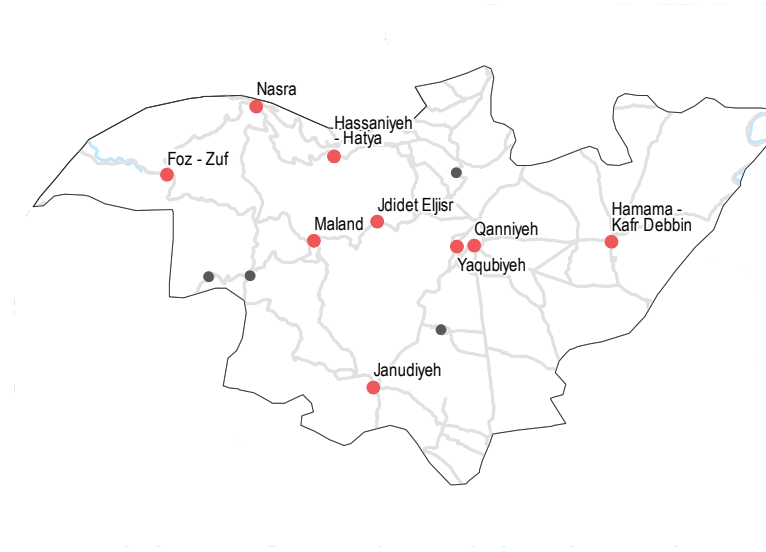
Qanniyeh

- Network
- Private paid collection

Yaqubiyeh

- Network
- Private paid collection

• 9/13 communities assessed (5 communities are shown on the previous factsheet): Maland, Nasra, Qanniyeh, Yaqubiyeh



Education

- Status of primary schools in village**
- Functioning
 - Not functioning
 - Not available
 - No information
- Barriers to accessing education services**

Qanniyeh

Most children accessed education

Yaqubiyeh

Most children accessed education

Maland

Most children accessed education

Nasra

Most children accessed education

Health

Most common health problems

Most common barriers to accessing healthcare

Maland

Diarrhoea
 Acute respiratory infections
 Severe diseases affecting those aged less than 5

No difficulties reported

Nasra

Diarrhoea
 Acute respiratory infections
 Severe diseases affecting those aged less than 5

No difficulties reported

Qanniyeh

Diarrhoea
 Injuries
 Severe diseases affecting those aged less than 5

No difficulties reported

Yaqubiyeh

Diarrhoea
 Acute respiratory infections
 Severe diseases affecting those aged less than 5

No difficulties reported

Food Security

Maland

Bread: 120 SYP
 Rice: 250 SYP
 Lentils: 325 SYP
 Sugar: 325 SYP
 Cooking oil: 500 SYP

- Government distribution
- No difficulties reported
- Private bakeries unavailable

Nasra

Bread: 120 SYP
 Rice: 250 SYP
 Lentils: 325 SYP
 Sugar: 325 SYP
 Cooking oil: 500 SYP

- Government distribution
- No difficulties reported
- Private bakeries unavailable

Qanniyeh

Bread: 120 SYP
 Rice: 250 SYP
 Lentils: 275 SYP
 Sugar: 325 SYP
 Cooking oil: 500 SYP

- Government distribution
- No difficulties reported
- Private bakeries unavailable

Yaqubiyeh

Bread: 120 SYP
 Rice: 225 SYP
 Lentils: 325 SYP
 Sugar: 325 SYP
 Cooking oil: 500 SYP

- Government distribution
- No difficulties reported
- Private bakeries unavailable

Main challenges to obtaining food

- No challenges
- Some foods unavailable
- Local production decreased
- Lack of access to markets
- Some foods expensive
- Lack of resources to buy food
- Lack of access to fuel
- Cooking fuel unavailable
- No information

Bread (public): 1 pack
 Rice: 1kg
 Lentils: 1kg
 Sugar: 1kg
 Cooking oil: 1 litre

Access to bread

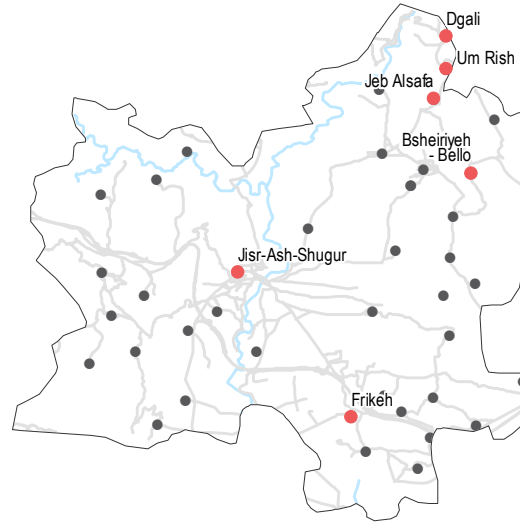
- Most common source of bread
- Most common barriers to accessing bread
- Number of days, per month, where bread from private bakeries was unavailable

Displacement

- % of pre-conflict population remaining
- % of population that are female
- % of female-headed households
- IDPs living in village
- New IDP arrivals
- Returnees

Bsheiriyeh-Bello		
76-100%	26-50%	1-25%
Yes	No	No
Dgali		
76-100%	26-50%	1-25%
Yes	No	No
Frikeh		
51-75%	26-50%	1-25%
Yes	No	No

• 6/40 communities assessed (3 community are shown on the next factsheet): Bsheiriyeh-Bello, Dgali, Frikeh



Shelter

- Independent apartment or house
- Shared apartment or house
- Unfinished apartment or house
- Tent
- Private space not for shelter
- Cave/natural shelter
- Collective public space not for shelter
- No IDPs
- No information
- Min - Max: rent paid per room (where known)

Bsheiriyeh-Bello	
NDPs	IDPs
No info	
Dgali	
NDPs	IDPs
No info	
Frikeh	
NDPs	IDPs
No info	

Livelihoods

Most common sources of income

Most common strategies used to cope with lack of income / resources

Community	Most common sources of income	Most common strategies used to cope with lack of income / resources
Bsheiriyeh-Bello	Daily employment Farm owning Business/trade	Borrowing from family/friends Selling household assets
Dgali	Daily employment Farm owning Business/trade	Borrowing from family/friends Selling household assets
Frikeh	Daily employment Farm owning Business/trade	Borrowing from family/friends Selling household assets

NFIs

Bsheiriyeh-Bello

B 7000 SYP	NA
C NA	NA
D 210 SYP	NA
F 45000 SYP	NA

Dgali

B 7000 SYP	NA
C NA	NA
D 210 SYP	NA
F 45000 SYP	NA

Frikeh

B 8000 SYP	NA
C NA	5000 SYP
D 220 SYP	NA
F 50000 SYP	NA

Bsheiriyeh-Bello

Burning furniture in use
 Burning clothes
 Burning plastics

Dgali

Burning furniture in use
 Burning clothes
 Burning plastics

Frikeh

Burning furniture in use
 Burning clothes
 Burning plastics

Most common electricity source

- Main network
- Generator
- No source
- Solar alternative
- Batteries
- No information

Fuel Prices (SYP)*

- B** Butane (cannister)
- C** Coal (1kg)
- D** Diesel (1 litre)
- F** Firewood (1 tonne)

NFI Prices (SYP)*

- Cement (50kg)
- Floor mat (3*4m)
- Plastic tarpaulin (1m²)
- Tent (5 persons)

NA: not available for purchase

Most common strategies used to cope with a lack of fuel

WASH

- Most common water source**
- Water is safe to drink
 - Water tastes/smells bad
 - People sick after drinking
 - No information
- Sufficiency of available water to meet household needs**
- Sufficient
 - Insufficient
 - No information
- Most common method of garbage disposal**
- Private paid collection

Bsheiriyeh-Bello

- Water trucking
- Private paid collection

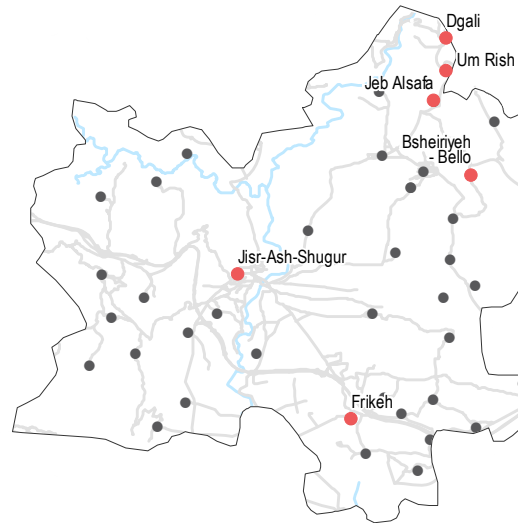
Dgali

- Network
- Left in street / public area

Frikeh

- Water trucking
- Private paid collection

6/40 communities assessed (3 community are shown on the next factsheet): Bsheiriyeh-Bello, Dgali, Frikeh



Education

- Status of primary schools in village**
- Functioning
 - Not functioning
 - Not available
 - No information
- Barriers to accessing education services**
- Most children accessed education

Frikeh

Most children accessed education

Bsheiriyeh-Bello

Most children accessed education

Dgali

Most children accessed education

Health

Most common health problems

Most common barriers to accessing healthcare

Bsheiriyeh-Bello

Diarrhoea
 Acute respiratory infections
 Severe diseases affecting those aged less than 5

No difficulties reported

Dgali

Diarrhoea
 Acute respiratory infections
 Severe diseases affecting those aged less than 5

No difficulties reported

Frikeh

Diarrhoea
 Acute respiratory infections
 Severe diseases affecting those aged less than 5

No difficulties reported

Food Security

Bsheiriyeh-Bello

- Bread: 120 SYP
- Rice: 225 SYP
- Lentils: 325 SYP
- Sugar: 300 SYP
- Cooking oil: 500 SYP
- Government distribution
- No difficulties reported
- Private bakeries unavailable

Dgali

- Bread: 120 SYP
- Rice: 225 SYP
- Lentils: 350 SYP
- Sugar: 300 SYP
- Cooking oil: 500 SYP
- Government distribution
- No difficulties reported
- Private bakeries unavailable

Frikeh

- Bread: no info
- Rice: 250 SYP
- Lentils: 325 SYP
- Sugar: 325 SYP
- Cooking oil: 500 SYP
- Shops
- No difficulties reported
- Private bakeries unavailable

Main challenges to obtaining food

- No challenges
- Some foods unavailable
- Local production decreased
- Lack of access to markets
- Some foods expensive
- Lack of resources to buy food
- Lack of access to fuel
- Cooking fuel unavailable
- No information

Bread (public): 1 pack
 Rice: 1kg
 Lentils: 1kg
 Sugar: 1kg
 Cooking oil: 1 litre

Access to bread

- Most common source of bread
- Most common barriers to accessing bread
- Number of days, per month, where bread from private bakeries was unavailable

Jisr-Ash-Shugur 2/2, Idleb Governorate

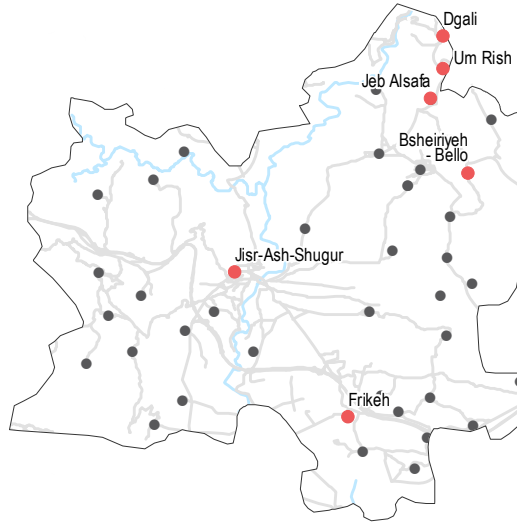
April 2018

Displacement

- % of pre-conflict population remaining
- % of population that are female
- % of female-headed households
- IDPs living in village
- New IDP arrivals
- Returnees

Jeb Alsafa		
76-100%	26-50%	1-25%
Yes	No	No
Jisr-Ash-Shugur		
51-75%	26-50%	1-25%
Yes	Yes	No
Um Rish		
76-100%	26-50%	1-25%
Yes	No	No

• 6/40 communities assessed (3 communities are shown on the previous factsheet): Jeb Alsafa, Jisr-Ash-Shugur, Um Rish



Shelter

- Independent apartment or house
- Shared apartment or house
- Unfinished apartment or house
- Tent
- Private space not for shelter
- Cave/natural shelter
- Collective public space not for shelter
- No IDPs
- No information
- Min - Max: rent paid per room (where known)

Jeb Alsafa	
NDPs	IDPs
No info	
Jisr-Ash-Shugur	
NDPs	IDPs
4000 - 5000 SYP	
Um Rish	
NDPs	IDPs
No info	

Livelihoods

Most common sources of income

Most common strategies used to cope with lack of income / resources

Jeb Alsafa

Daily employment
Farm owning
Support from family/friends

Borrowing from family/friends
Selling household assets

Jisr-Ash-Shugur

Daily employment
Farm owning
Business/trade

Borrowing from family/friends
Selling household assets

Um Rish

Daily employment
Farm owning
Business/trade

Borrowing from family/friends
Selling household assets

NFIs

Jeb Alsafa

B NA	NA
C NA	NA
D 220 SYP	NA
F 45000 SYP	NA

Jisr-Ash-Shugur

B 8000 SYP	1700 SYP
C NA	5000 SYP
D 220 SYP	NA
F 45000 SYP	NA

Um Rish

B 8000 SYP	NA
C NA	5000 SYP
D 215 SYP	NA
F 45000 SYP	NA

Jeb Alsafa

Burning furniture in use
Burning clothes

Jisr-Ash-Shugur

Burning furniture in use
Burning clothes
Burning plastics

Um Rish

Burning furniture in use
Burning clothes
Burning plastics

Most common electricity source

- Main network
- Generator
- No source
- Solar alternative
- Batteries
- No information

Fuel Prices (SYP)*

- B** Butane (cannister)
- C** Coal (1kg)
- D** Diesel (1 litre)
- F** Firewood (1 tonne)

NFI Prices (SYP)*

- Cement (50kg)
- Floor mat (3*4m)
- Plastic tarpaulin (1m²)
- Tent (5 persons)

NA: not available for purchase

Most common strategies used to cope with a lack of fuel

WASH

- Most common water source**
- Water is safe to drink
 - Water tastes/smells bad
 - People sick after drinking
 - No information
- Sufficiency of available water to meet household needs**
- Sufficient
 - Insufficient
 - No information
- Most common method of garbage disposal**
- Left in street / public area
 - Private paid collection
 - Disposed at designated site

Jeb Alsafa

- Network
- Left in street / public area

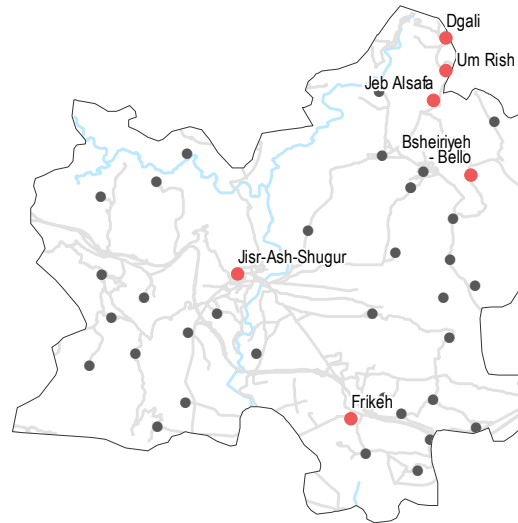
Jisr-Ash-Shugur

- Water trucking
- Private paid collection

Um Rish

- Network
- Disposed at designated site

• 6/40 communities assessed (3 communities are shown on the previous factsheet): Jeb Alsafa, Jisr-Ash-Shugur, Um Rish



Education

- Status of primary schools in village**
- Functioning
 - Not functioning
 - Not available
 - No information
- Barriers to accessing education services**
- Most common source of bread
 - Number of days, per month, where bread from private bakeries was unavailable

Um Rish

Most children accessed education

Jeb Alsafa

Most children accessed education

Jisr-Ash-Shugur

Most children accessed education

Health

Most common health problems

Most common barriers to accessing healthcare

Jeb Alsafa

Diarrhoea
 Acute respiratory infections
 Severe diseases affecting those aged less than 5

No difficulties reported

Jisr-Ash-Shugur

Diarrhoea
 Injuries
 Severe diseases affecting those aged less than 5

No difficulties reported

Um Rish

Diarrhoea
 Acute respiratory infections
 Severe diseases affecting those aged less than 5

No difficulties reported

Food Security

Jeb Alsafa

- Government distribution
- No difficulties reported
- Private bakeries unavailable

Jisr-Ash-Shugur

- Private bakeries
- No difficulties reported
- 0

Um Rish

- Government distribution
- No difficulties reported
- Private bakeries unavailable

Bread: 120 SYP
 Rice: 200 SYP
 Lentils: 250 SYP
 Sugar: 325 SYP
 Cooking oil: 500 SYP

Bread: 0 SYP
 Rice: 250 SYP
 Lentils: 325 SYP
 Sugar: 325 SYP
 Cooking oil: 500 SYP

Bread: 120 SYP
 Rice: 225 SYP
 Lentils: 250 SYP
 Sugar: 325 SYP
 Cooking oil: 500 SYP

Main challenges to obtaining food

- No challenges
- Some foods unavailable
- Local production decreased
- Lack of access to markets
- Some foods expensive
- Lack of resources to buy food
- Lack of access to fuel
- Cooking fuel unavailable
- No information

Bread (public): 1 pack
 Rice: 1kg
 Lentils: 1kg
 Sugar: 1kg
 Cooking oil: 1 litre

Access to bread

- Most common source of bread
- Most common barriers to accessing bread
- Number of days, per month, where bread from private bakeries was unavailable