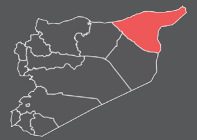




Camp Profile: Areesheh

Al-Hasakeh governorate, Syria

September 2020



Background and Methodology

Areesheh is a formal internally-displaced person (IDP) camp in Al-Hasakeh governorate. This profile provides an overview of humanitarian conditions in the camp. Primary data was collected through household surveys from the 29 September to the 5 October 2020. Households were randomly sampled to a 95% confidence level and 10% margin of error, based on population figures provided by camp management. Key informant (KI) interviews with camp managers in October have been used to support and triangulate some of the findings.

At the time of data collection, the camp was managed by an NGO. Areesheh camp is located by a reservoir, which flooded in winter 2018. An extension was constructed to alleviate flood risk. In winter 2019, heavy rain falls caused further floods in the settlement.

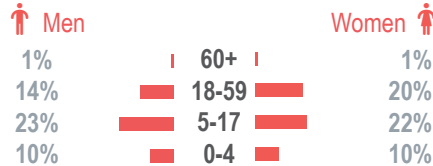
Location Map



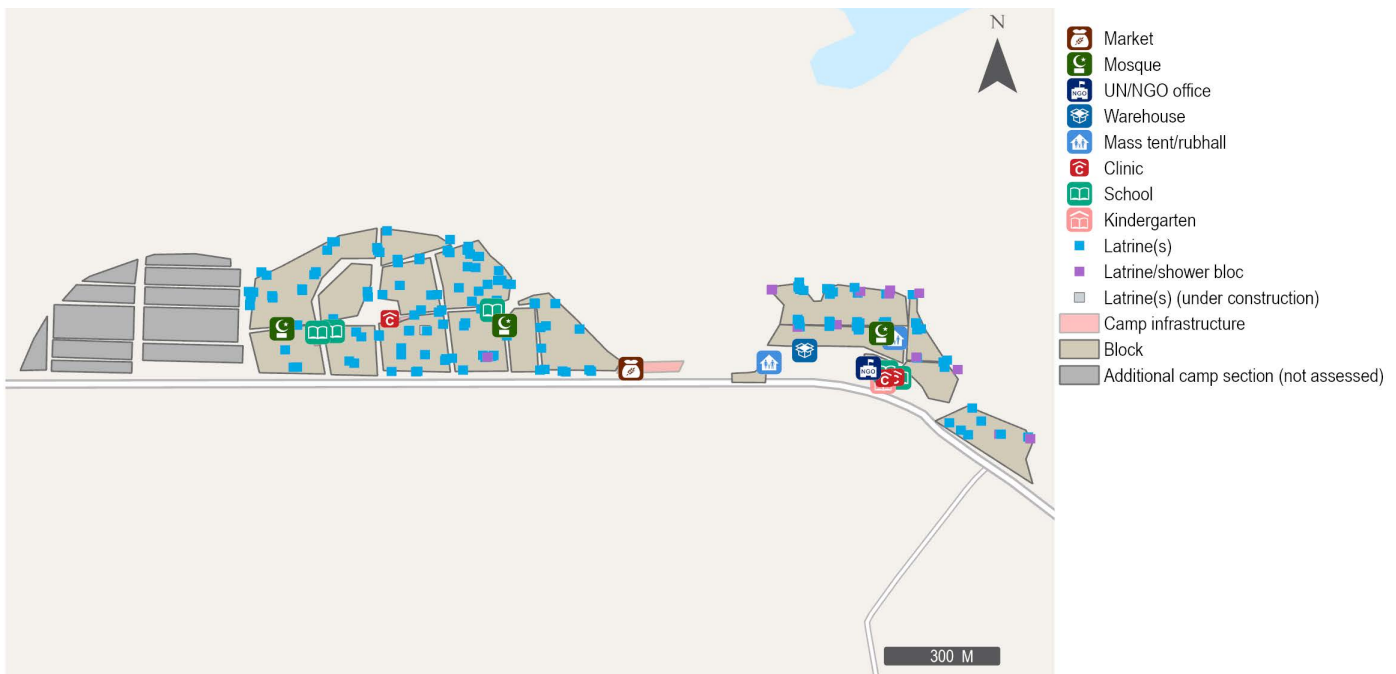
Camp Overview¹

Number of individuals: 12,902
Number of households: 2,592
Number of shelters: 3,000
First arrivals: June 2017
Camp area: 0.66 km²

Demographics



Camp Map



Camp mapping conducted in February 2020. Detailed infrastructure map available on [REACH Resource Centre](#).

Sectoral Minimum Standards²

		Target	Result	Achievement
Shelter	Average number of individuals per shelter	max 4.6	6.8	●
	Average covered area per person	min 3.5m ²	NA	
	Average camp area per person	min 35m ²	NA	
Health	% of 0-5 year olds who have received polio vaccinations	100%	93%	●
	Presence of health services within the camp	Yes	Yes	●
Protection	% of households reporting safety/security issues in past two weeks	0%	80%	●
Food	% of households receiving assistance in the 30 days prior to data collection	100%	100%	●
	% of households with acceptable food consumption score (FCS) ³	100%	79%	●
Education	% of children aged 6-11 accessing education services	100%	0%	●
	% of children aged 12-17 accessing education services	100%	0%	●
WASH	Persons per latrine	max. 20	25	●
	Persons per shower	max. 20	No showers	●
	Frequency of solid waste disposal	min. twice weekly	Every day	●

1. As reported by camp management in October 2020.

2. Targets based on Sphere and humanitarian minimum standards.

● Minimum standard met ● 50-99% minimum standard met ● 0-49% of minimum standard met

[Sphere Handbook, Humanitarian Charter and Minimum Standards in Humanitarian Response, 2018](#)
[UNHCR Emergency Handbook](#).

3. FCS measures households' current food consumption status based on the number of days per week a household is able to eat items from nine standard food groups, weighted for their nutritional value.



COVID-19

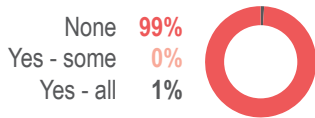
Response infrastructure¹

Isolation area:	Yes
Sufficient handwashing facilities:	No

Twenty-five percent (25%) of households reported experiencing difficulties in obtaining hand/body soap, specifically reporting the following issues:⁴

Soap is too expensive	25%
Soap is distributed infrequently	6%
Soap is poor quality	1%

Percentage of households reporting that communal latrines have handwashing facilities



COVID-19 Information

Main information sources about COVID-19 as reported by households:⁴

NGOs or charities	93%
Posters/flyers in the street	78%
Community leaders	48%

2% of households reported having difficulties understanding information about COVID-19.

Of those that reported difficulties, the most commonly reported difficulties understanding information about COVID-19 were:

- There are not enough materials (2%)

Prevention measures¹



Camp staff training:	Yes
Quarantine for new arrivals:	No
Temperature check for people entering:	No

Camp management KIs reported that **no hygiene products have been distributed** to the population, and that aid distributions of other assistance items have been modified to be phased distributions.

Top measures taken by camp management in response to the pandemic as reported by households:⁴

Enforcing curfew	88%
Asking people to stay at home	87%
Closing schools/mosques/other communal areas	79%

Top measures taken by households in response to the pandemic:⁴

Washing hands more regularly	51%
No changes	48%
Staying at home if possible	46%

Attitudes and behaviours of camp population¹



Awareness of COVID-19:	Everyone
COVID-19 perceived as important issue:	Nobody
Awareness of social distancing:	Nobody
People engaging in social distancing:	Nobody

Camp management KIs reported that **living conditions not allowing for social distancing** and the **uncertainty of reasons for these measures** were the main issues the population experienced related to social distancing.

HEALTH



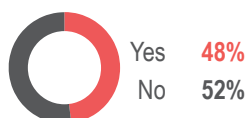
Number of healthcare facilities: 6
Service providers: NA
Types of facilities: NGO clinic

Of the 53% of households who required treatment in the 30 days prior to the assessment, 63% reported that they had faced **barriers to accessing medical care**.

Of those that faced barriers, the most commonly reported barriers to accessing medical care were:⁴

- Inability to afford health services (23%)
- Lack of medicines at the health facilities (23%)

Households reporting that a member had given birth since living in the camp:



Of the 48% reporting a birth in their household, 78% of women delivered in a **health facility**.

Households reporting members in the following categories:⁵

Person with serious injury	19%
Person with chronic illness	21%
Pregnant or lactating woman	61%

80% of households with a pregnant or lactating woman had reportedly been able to access obstetric or, antenatal care.

93% of children under five years old were reported to be **vaccinated against polio**.

Camp management KIs reported that no infant nutrition items had been distributed. The following nutrition activities have reportedly been undertaken:

Screening and referral for malnutrition:	Yes
Treatment for moderate-acute malnutrition:	Yes
Treatment for severe-acute malnutrition:	Yes
Micronutrient supplements:	Yes
Blanket supplementary feeding program:	Yes
Promotion of breastfeeding:	No

4. Households could select as many options as applied, meaning the sum of percentages may exceed 100%
5. As reported by households themselves.



MOVEMENT

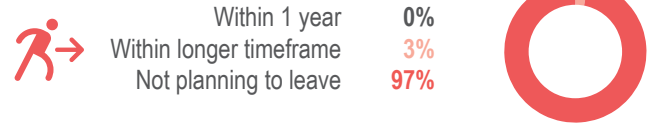
Top three household areas of origin:

Country	Governorate	Sub-district	Percentage
Syria	Deir-ez-Zor	Al Mayadin	50%
Syria	Deir-ez-Zor	Thiban	30%
Syria	Deir-ez-Zor	Ashara	20%

Movements reported in the 30 days prior to the assessment:



Households planning to leave the camp:



On average, households in the camp had been displaced 3 times before arriving to this camp, and **100%** of households in the camp had been displaced longer than one year.

Of the 3% of households with intentions to leave, the main factors reported as contributing to their intention to leave were wanting to return to area of origin (30%) and poor shelter conditions (20%).

PROTECTION

Protection concerns

80% of households reported being aware of safety and security issues in the camp during the two weeks prior to the assessment.

The most commonly reported security issues among those reporting issues were:⁴

- Theft (86%)
- Danger from snakes, scorpions, mice (80%)

15% of households reported at least one member suffering from **psychosocial distress**.⁶

45% of households with children aged 3-17 reported that at least one child had exhibited **changes in behaviour**⁷ in the previous two weeks.

Vulnerable groups

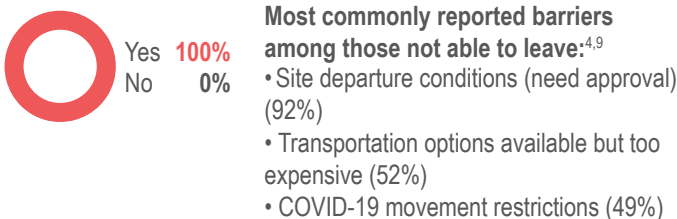
Proportion of total assessed population in vulnerable groups:⁸

Chronically ill persons	3%	Female-headed households	4%
Persons with serious injury	4%	Single parents/caregivers	0%
Pregnant/lactating women	39%		

Freedom of movement

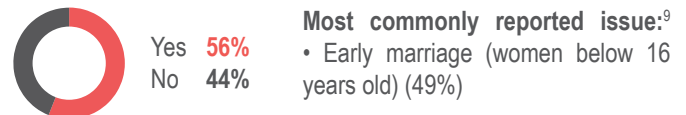
Camp management KIs reported that all residents who needed to **leave the camp temporarily** were **unable** to do so at the time of data collection.

Households reporting whether they experienced barriers when leaving the camp in the two weeks prior to data collection:



Gender-based violence

Households reporting the presence of gender-based protection issues within the camp (in the two weeks prior to data collection):



1% of households reported that a girl or woman from their household attended a women and girls designated spaces in the last 30 days prior to data collection.¹⁰

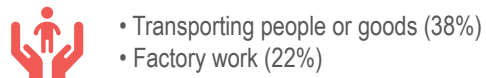
Child protection

Households reporting the presence of child protection concerns within the camp (in the two weeks prior to data collection):



1% of households reported at least one child in their household attended a child-friendly space in the previous month.¹⁰

Most commonly reported types of child labour:^{4,9}



Documentation

30% of households reported having at least one married person who was not in possession of their **marriage certificate**.

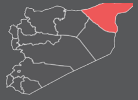
72% of households with children reported that at least one child did not have **birth registration documentation**.

6. As reported by households themselves. Assessed symptoms included: persistent headaches, sleeplessness, and more aggressive behaviour than normal towards children or other household members.
7. Changes in sleeping patterns, interactions with peers, attentiveness, or interest in other daily activities.

8. Self-reported by households and not verified through medical records.

9. Question applies to subset of households who reported experiencing a given issue.

10. Protection and education services in Areesheh camp were put on hold due to the COVID-19 pandemic.



EDUCATION



At the time of data collection, there was **0** educational facility in the camp.¹⁰

Age groups: NA
 Service providers: NA
 Curricula on offer: NA
 Certification available: NA

Barriers to education

Of the **93%** of households with children who reported that none of them went to school, **75%** reported that they faced **barriers to education**. The most commonly reported barriers were:⁴

- Schools closed due to COVID-19 (72%)
- Schools are closed for summer break (3%)

100% of households reported that their children aged 6-17 years receive **no education**.¹⁰

Proportion of school-age children attending education

0% **Girls** **Age** **Boys** 0% ↑

Available WASH facilities in educational facilities

Gender-segregated latrines:¹ NA
 Handwashing facilities:¹ NA
 Safe drinking water:¹ NA

WATER, SANITATION AND HYGIENE (WASH)

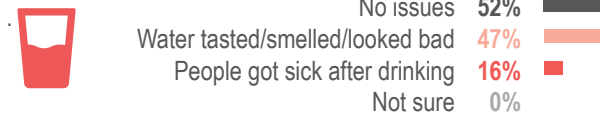
Water



Public water tank was the primary source of water in the camp at the time of data collection.

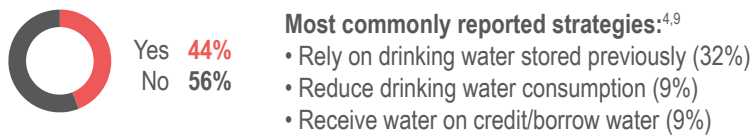
4% of households reported they spent at least two consecutive days without access to drinking water over the two weeks prior to data collection.

Drinking water issues, by % of households reporting:⁴



17% of households reported that they treated their drinking water over the past two weeks prior to data collection, boiling (16%) and filtering (1%) the water.

Proportion of households that reported using negative strategies to cope with a lack of water (potable and not potable) in the two weeks prior to data collection:

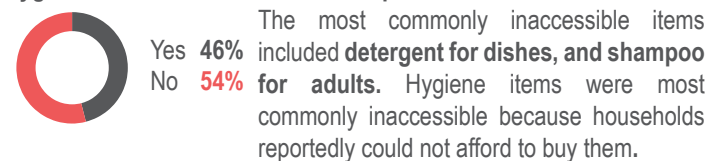


47% of households reported someone suffered from diarrhoea in the two weeks prior to data collection; 21% of households reported someone suffering from respiratory illnesses; and in 2% of households someone was reported to be suffering from leishmaniasis.¹¹

Hygiene

100% of households reported having **hand/body soap** available at the time of data collection.

Proportion of households that were able to access all assessed hygiene items in the last two weeks prior to data collection:¹²



Sanitation



Number of communal latrines: 509

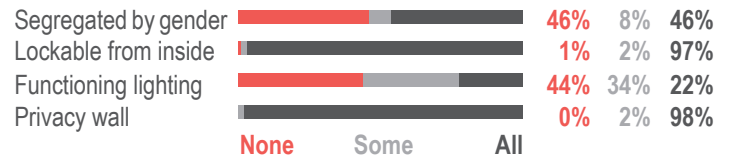
Accessed defecation facilities

• Household:¹³ 4%
 • Communal:¹³ 96%

Camp management KIs reported that **open defecation within and outside the camp** were the most commonly used alternatives to latrines that residents are using.

17% of households reported that some members **could not access latrines**, with persons with disabilities (13% of households) and girls aged 0 to 17 being most frequently reported (3% of households).

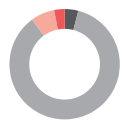
Communal latrine characteristics, by % of households reporting:¹⁴



Communal latrine cleanliness, by % of households reporting:



Very clean 4%
 Mostly clean 86%
 Somewhat unclean 7%
 Very unclean 3%



Number of communal showers: 0

Access to shower/bathing places⁴

• Household:¹³ 0%
 • Communal:¹³ 0%
 • Bathing in shelter: 100%

Waste disposal¹⁵



Primary waste disposal system: Garbage collection (NGO)

Disposal location: Village 12km from camp

Sewage system: Desludging

11. In the two weeks prior to the assessment, self-verified by household and not medically confirmed.

12. The assessed hygiene items included: hand/body soap, sanitary pads, disposable diapers, washing powder, jerry cans/buckets, toothbrushes (for adults and children), toothpaste (for adults and children), shampoo (for adults and babies), cleaning liquid (for house), detergent for dishes, plastic garbage bags, washing lines, nail clippers, combs, and towels.

13. Communal latrines and showers are shared by more than one household. Household latrines and showers are used only by one household. This may be an informal designation that is not officially enforced.

14. Excluding households who answered 'not sure'.

15. Reported by camp management through key informant interviews.



FOOD SECURITY

Food consumption

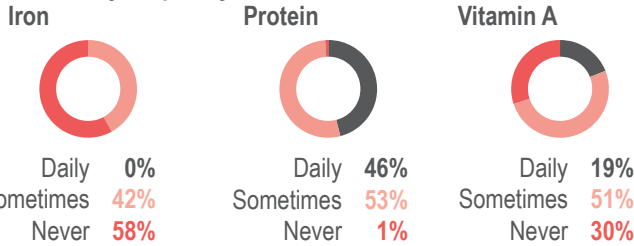
Percentage of households at each FCS level:³



Nutrition

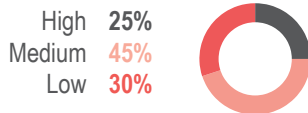
Percentage of households consuming iron, protein and vitamin

A-rich foods by frequency:¹⁶



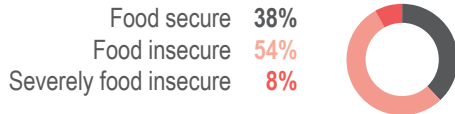
Dietary diversity

Percentage of households by Household Dietary Diversity score level:¹⁷



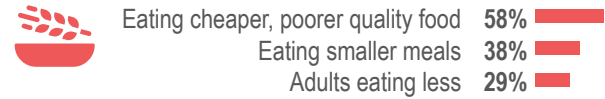
Food security

Percentage of households at each Arab Family Food Security Scale level:¹⁸



89% of households reported using food-related coping strategies in the week before data collection.

Top three reported food-related coping strategies:^{9,19}

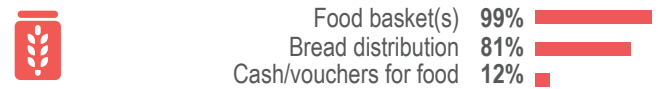


Most commonly reported main sources of food:^{4,20}



Food distributions

Type of food assistance received,²⁰ by % of households reporting:⁴



Top three food items households would like to receive more of:²¹

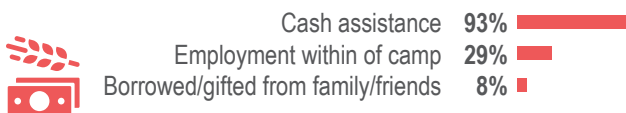


LIVELIHOODS

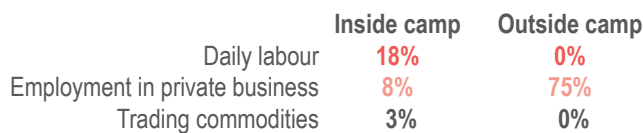
Household income

Average monthly household income:²⁰ **247,179 SYP** (116 USD)²²

Top three reported primary income sources:^{20,23}

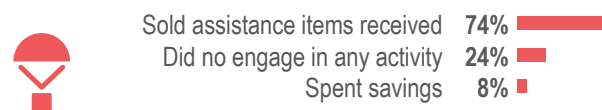


Most commonly reported employment sectors:^{4,20,23}



Coping strategies

Reported livelihoods-related coping strategies:^{20,21}



Household expenditure

Average monthly household expenditure:²⁰ **221,066 SYP** (104 USD)²²

Top three reported expenditure categories:^{20,23}



Household debt

2% of households reported that they had borrowed money in the 30 days prior to data collection; on average, these households had a debt load amounting to **190,613 SYP** (89 USD).²²

Top three reported reasons for taking on debt:^{9,21}



Top reported creditors:^{4,9,21}



16. Households were asked to report the number of days per week nutrient-rich food groups were consumed, from which nutrient consumption frequencies were derived. World Food Programme (2015) Food Consumption Score Nutritional Quality Analysis - Technical Guidance Note.

17. Households were asked to report the number of days per week they consume foods in different food groups, which was used to derive a Household Dietary Diversity score. UN Food and Agriculture Organisation (2011) Guidelines for Measuring Household and Individual Dietary Diversity.

18. Households were asked to respond to a series of questions which were used to derive a food security rating. Sahyoun et al. (2014) Development and Validation of an Arab Family Food Security Scale.

19. Households were asked to report the number of days they employed each coping strategy, graph only shows the overall frequency with which a coping strategy was reported.

20. In the 30 days prior to data collection.

21. Households could select up to three options.

22. The effective exchange rate for Northeast Syria was reported to be 2,280 Syrian Pounds to the dollar in October 2020 (REACH Initiative, NES Market Monitoring Exercise October 2020).

23. Percentage of households reporting income/expenditure in each category; households could select as many options as applied.



Camp Profile: Areesheh



SHELTER AND NFIs

Average number of people reported per shelter: **5.5**
 Average number of shelters reported per household: **1.3**
 Average reported household size: **6.8** individuals

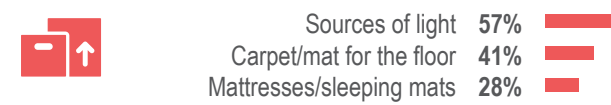
Sources of light

Most commonly reported sources of light inside shelters:⁴



NFI needs

Top three reported anticipated NFI needs for the next three months:²¹

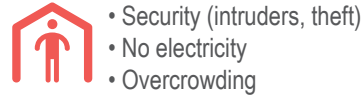


Flood susceptibility

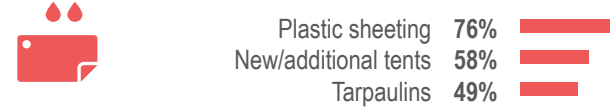
Camp management KIs reported that **10% of tents are prone to flooding**, and there are **no drainage channels** between shelters.

Shelter adequacy

Reported shelter adequacy issues:¹⁵



Top three most commonly reported shelter item needs:²¹



1% of respondents reported they had access to a communal kitchen space.

Fire safety

Camp management KIs reported that **fire extinguishers** were available on each block and that actors in the camp **had not** provided residents with **information on fire safety** in the three months prior to data collection.

CAMP COORDINATION AND CAMP MANAGEMENT

Camp management and committees

12% of households reported that they did not know the camp management, with **25%** saying that they were not sure.

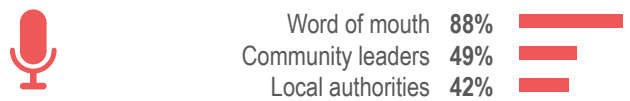
Committees reported by camp management KIs to be present in camp:

- Camp management
- Youth committee
- Women's committee
- Maintenance committee
- WASH committee
- Distribution committee
- Health committee

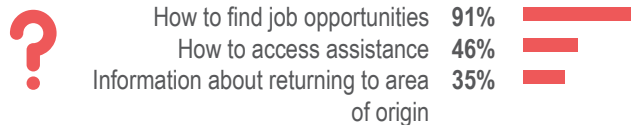
65% of households reported that they knew who to contact to raise issues or concerns.

Information needs

Top three reported sources of information about services:²¹



Top three reported information needs:²⁰



About REACH's COVID-19 response

As an initiative deployed in many vulnerable and crisis-affected countries, REACH is deeply concerned by the devastating impact the COVID-19 pandemic may have on the millions of affected people we seek to serve. REACH is currently working with Cash Working Groups and partners to scale up its programming in response to this pandemic, with the goal of identifying practical ways to inform humanitarian responses in the countries where we operate. Updates regarding REACH's response to COVID-19 can be found in [a devoted thread](#) on the REACH website. Contact geneva@impact-initiatives.org for further information.

About REACH Initiative

REACH Initiative facilitates the development of information tools and products that enhance the capacity of aid actors to make evidence-based decisions in emergency, recovery and development contexts. The methodologies used by REACH include primary data collection and in-depth analysis, and all activities are conducted through inter-agency aid coordination mechanisms. REACH is a joint initiative of IMPACT Initiatives, ACTED and the United Nations Institute for Training and Research - Operational Satellite Applications Programme (UNITAR-UNOSAT).