



IMPACT Shaping practices
Influencing policies
Impacting lives

REACH | PANDA | AGORA

Round 19: Overview of the Situation in Collective Sites

Collective Site Monitoring

December 2025



Collective Site Monitoring Methodology

- Collective Site Monitoring is aimed at obtaining the latest data on the situation in collective sites to inform the humanitarian response.
- Collected 19 Rounds of surveys from 2022 in partnership with the CCCM Cluster and close collaboration with multiple national organizations.
- Data collection method: key informant interviews (KIIs) with collective site managers. Regularly complemented by HH-level survey among residents of collective sites.

The Latest Data Collection:

- Round 19 (10 - 24 November 2025).
- 1, 390 collective sites surveyed, of which 96% were hosting IDPs at the time of the interview.
- 63, 321 people were staying in the collective sites surveyed in November 2025.

In partnership with:



Rokada



Funded by:



Movement Dynamics in Collective Sites

Round 19

 **26,797** in Round 19

of CSs residents arrived in the last three months

 **53%** in Round 19

- Of those newly arrived were self-evacuated from dangerous areas

 **41%**

- Of those newly arrived were recently evacuated

 **40%**

- Of those newly arrived were older people 60+

 **18%**

- Of those newly arrived were people with disabilities



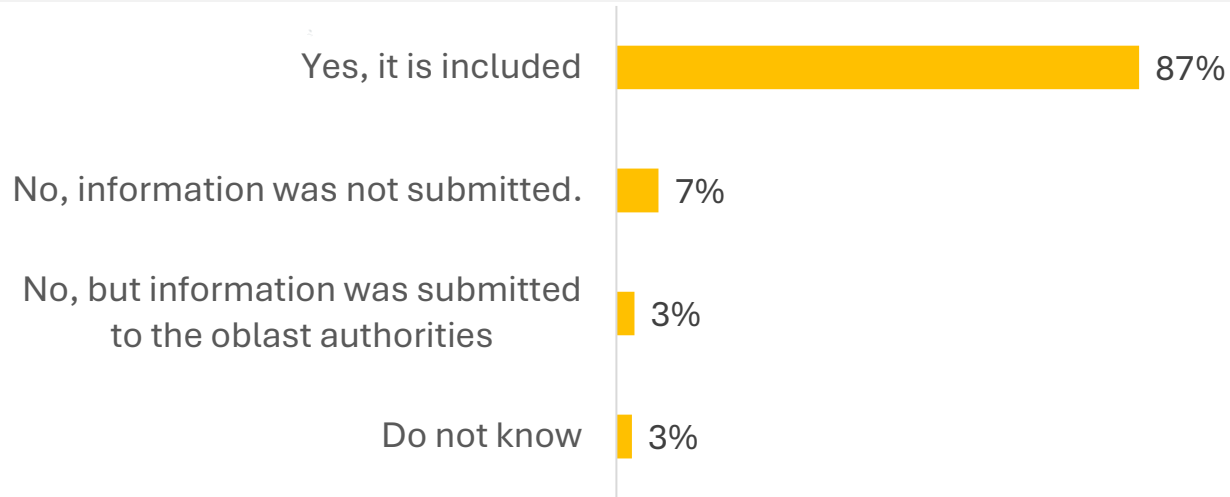
Most frequently reported reasons for settling into CSs

(among those who arrived in the last three months):

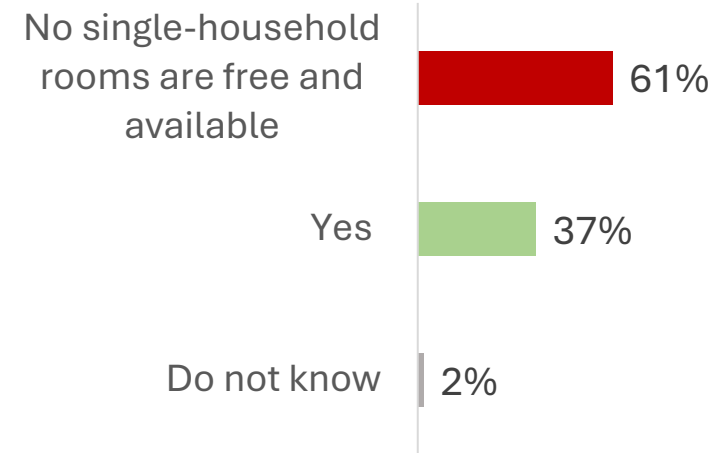
- House is destroyed or severely damaged (48%)
- Cannot afford rent (44%)
- Original settlement too close to the frontline (under hostility/ mandatory evacuations) (67%)

Collective Site Profiles

Inclusion of the site in the list of CSs approved by oblast authorities (Resolution №930), % of CSs



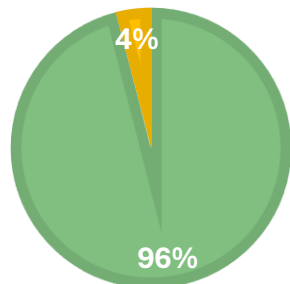
Number of vacant single-household rooms available for separate IDP households, % of CSs



2,395 rooms available for hosting separate IDP HHs

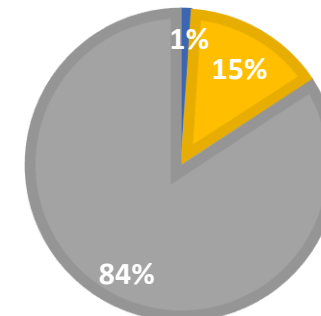
Site activity status, % of CSs

■ Active ■ Empty, but ready to host IDPs





Refusals by SM of newly arrived IDPs seeking residence in the last 3 months, % of CSs


■ I don't know / prefer not to say ■ Yes ■ No




Collective Site Management and Compensation for Utilities

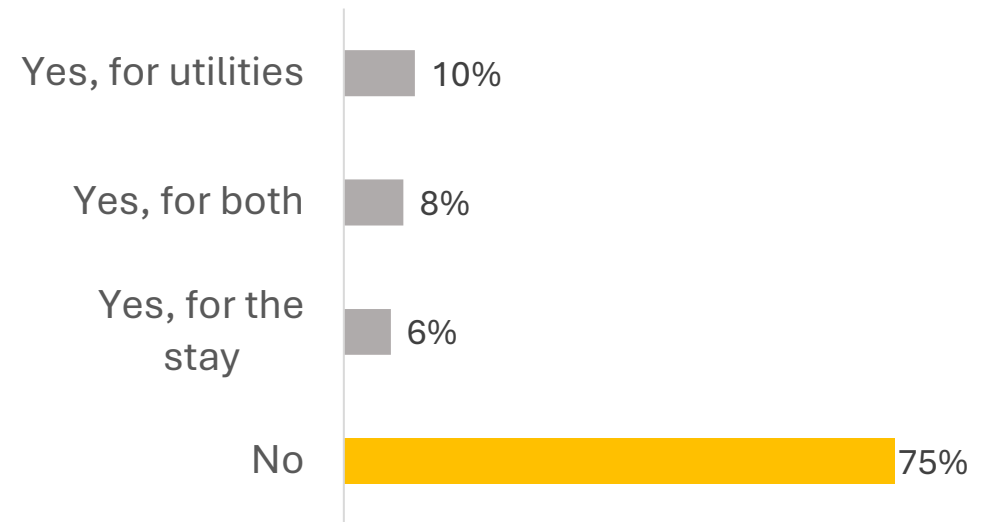
 **92%** of the CSs reportedly **have enrollment and exit system** for new arrivals and departures.

 **94%** **consult with the residents** when making decisions concerning their collective site

 **90%** **signed contracts with IDPs** to define terms of hosting

 **96%** **rules of stay** established in writing on site.

Charges for stay and/or utilities, % of CSs



**1,504
UAH**

Average monthly fee per resident for stay and utilities (for those who pay)

63% of CSs reported receiving compensation for utility bills from state budget (Resolution №261, №616)

Vulnerable groups in Collective Sites

Only **23%** of the surveyed collective sites reported being equipped with disability-friendly infrastructure (excluding WASH)



68%

Of surveyed CS indicated lack of disability-friendly toilets



67%

Of surveyed CS indicated lack of disability-friendly bathing facilities

Vulnerable groups currently present at the site, % of CSs



78%

People with disabilities



54%

Female-headed households



38%

Chronically ill, including mental health issues



22%

Large household (>3 children)

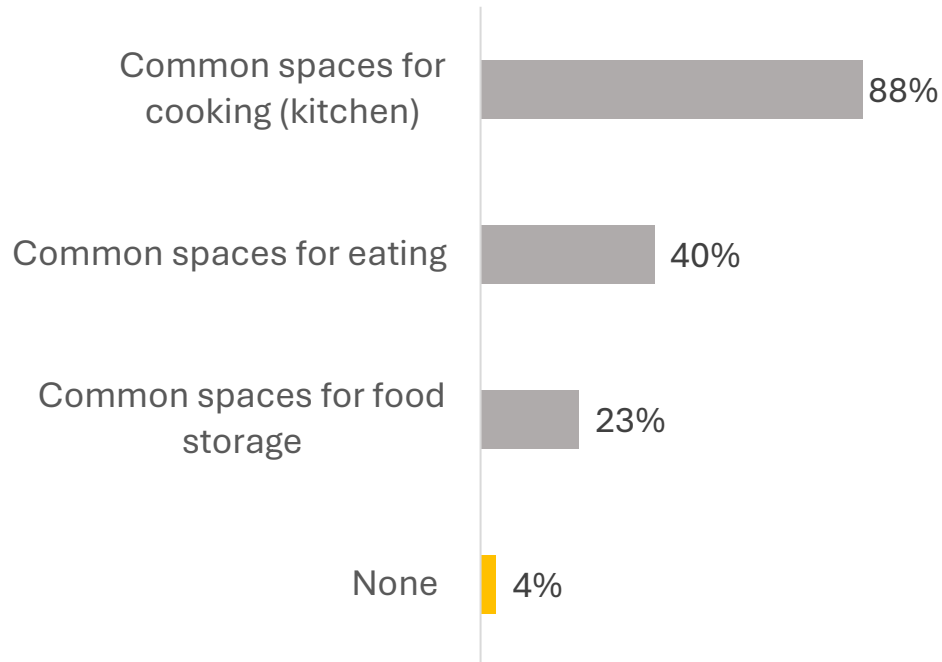


12%


Unaccompanied people who require caregiver support

Living Conditions in Collective Sites


Common spaces for cooking (kitchen), eating, and food storage, % of CSs




The most urgent shelter concerns or needs, % of CSs



Accessibility to Safety

15% 

Lack of bomb shelters in the CS facility itself or nearby (500 meters away).

66% 

Bomb shelters were reported as NOT accessible for people with disabilities or reduced mobility

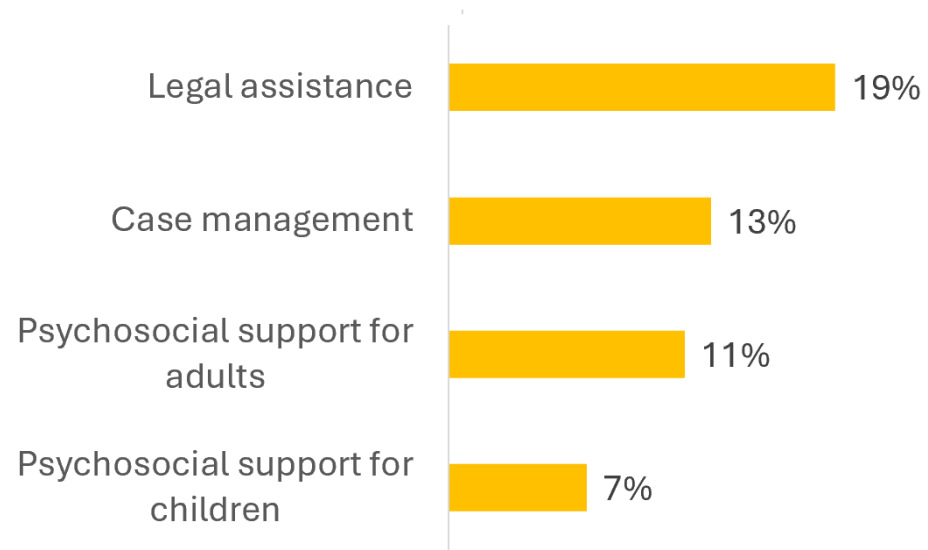


Protection Concerns in Collective Sites

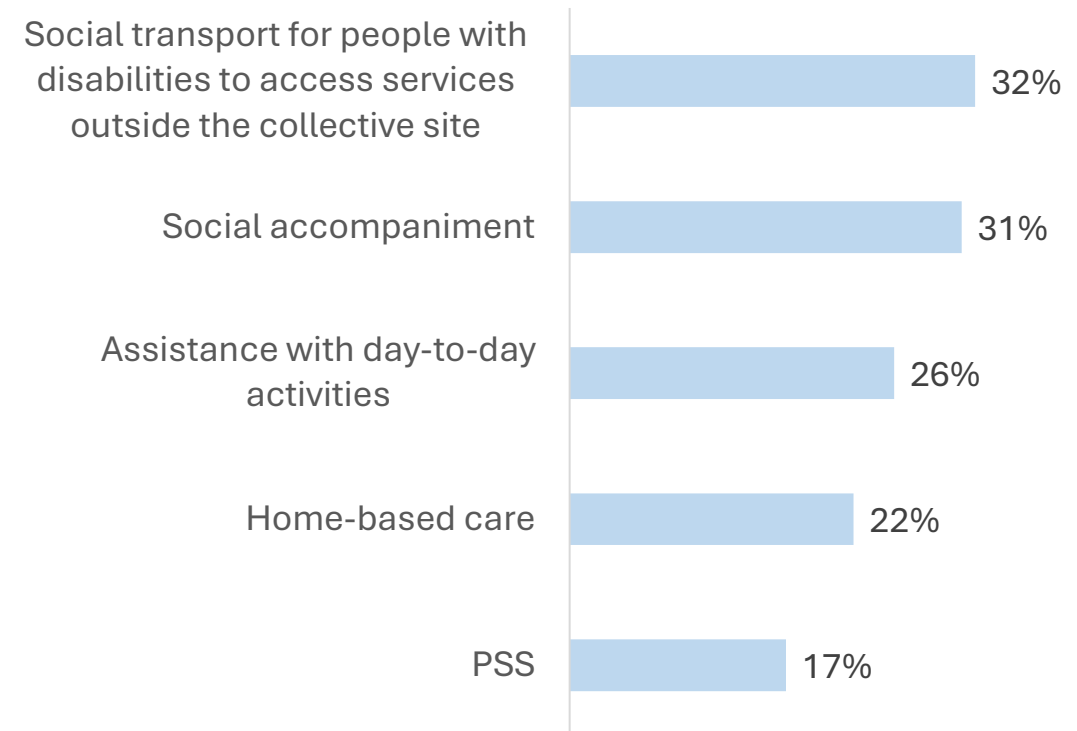


41% of surveyed collective sites reported the below **concerns / needs** relevant to **Humanitarian Protection** and links to social services

Most commonly reported protection concerns/needs, % of CSs



Most commonly reported missing social services, % of CSs



* **20%** of the surveyed CS reported transportation fees hampering access to protection services

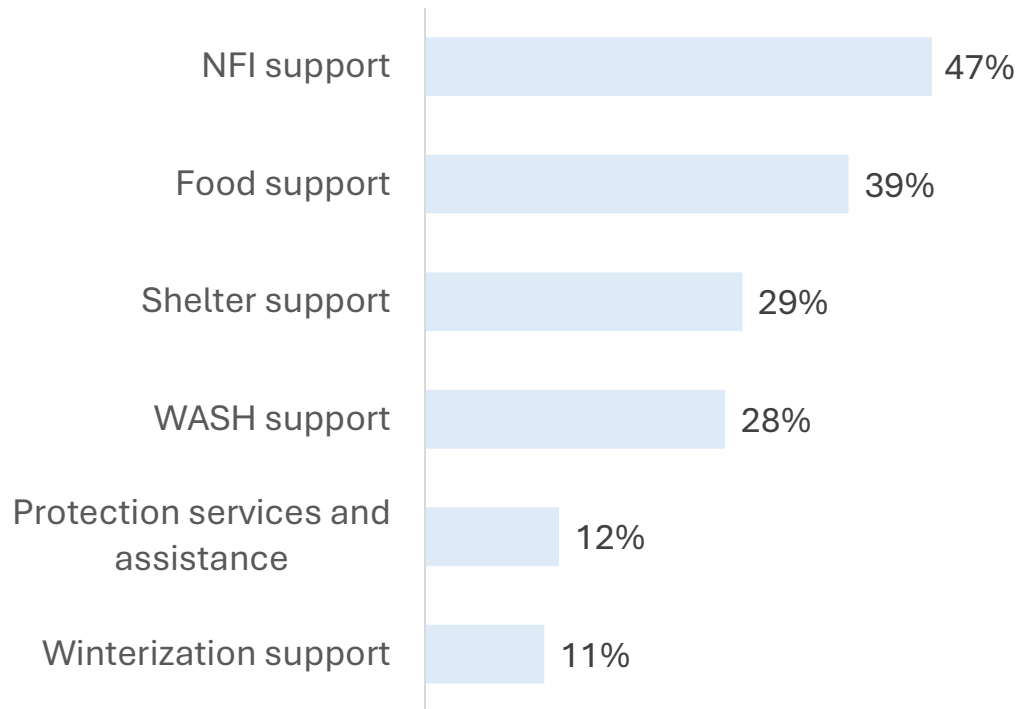


Humanitarian Assistance and NFI Needs

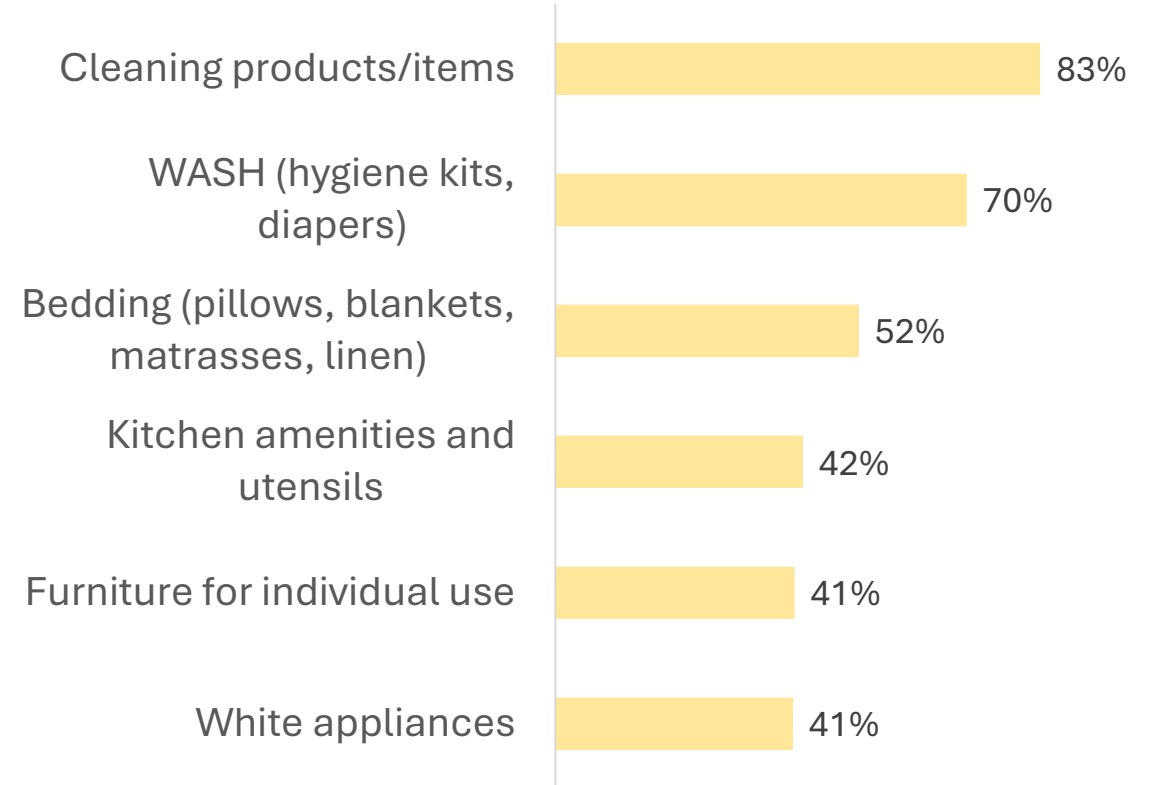


62% of the CS managers reported NOT receiving humanitarian assistance in the past three months.

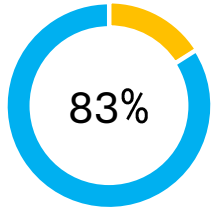
Assistance received within last three months, % of CSs



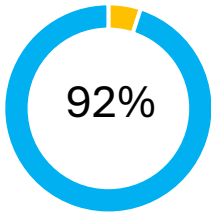
NFI Needs in the Collective Site, % of CSs



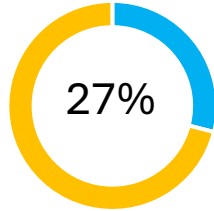
WASH-related Infrastructure and needs



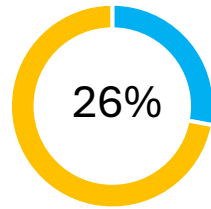
Privacy of bathing facilities, % of CSs



Privacy of toilets, % of CSs



Separation of toilets by gender, % of CSs



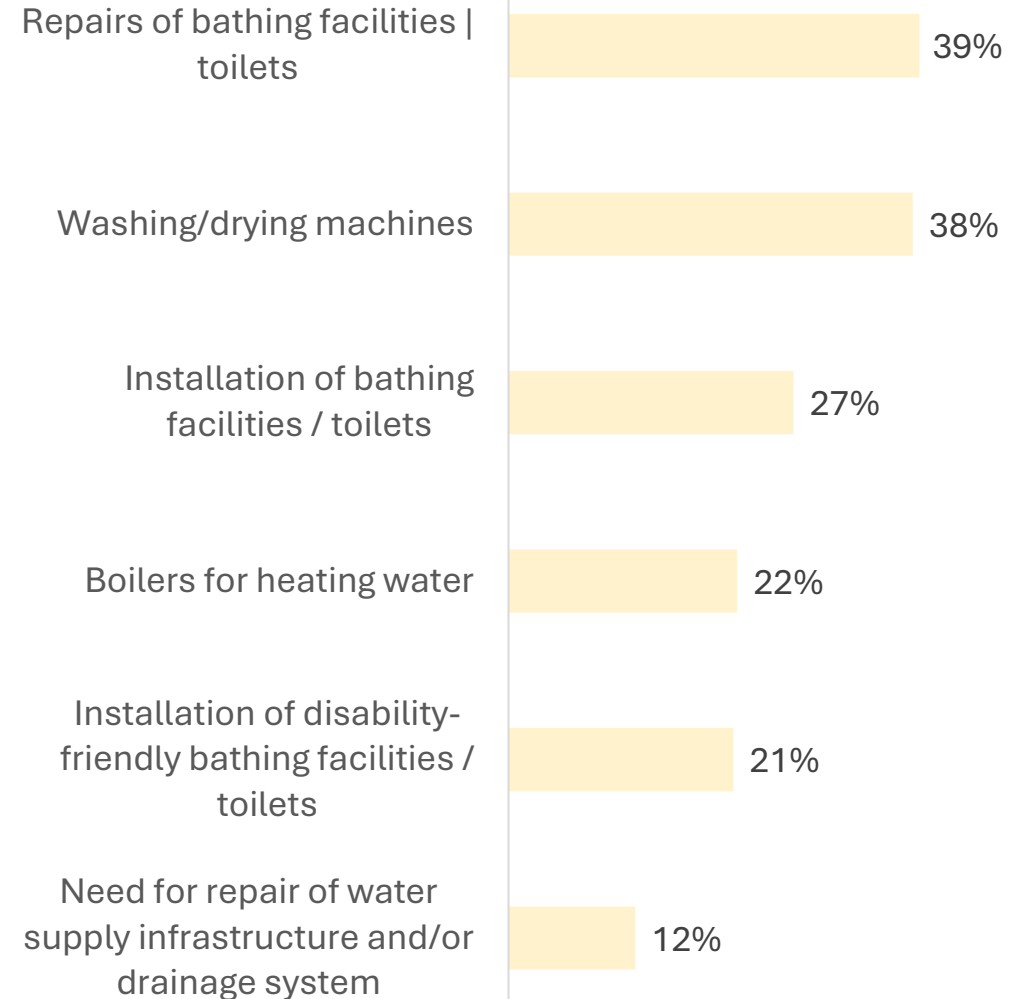
Separation of bathing facilities by gender, % of CSs

30% of the CSs reportedly had **disability-friendly** bathing facilities and disability-friendly toilets.

70% of CSs indicated the need for **WASH items**.

17% of the CSs reported the lack of hot water availability.

WASH concerns or needs, % of CSs



Winterization



Only 11% of the collective sites reported receiving winterization support in the past three months.



48% of the collective sites reported a lack of an alternative source of heating on site.

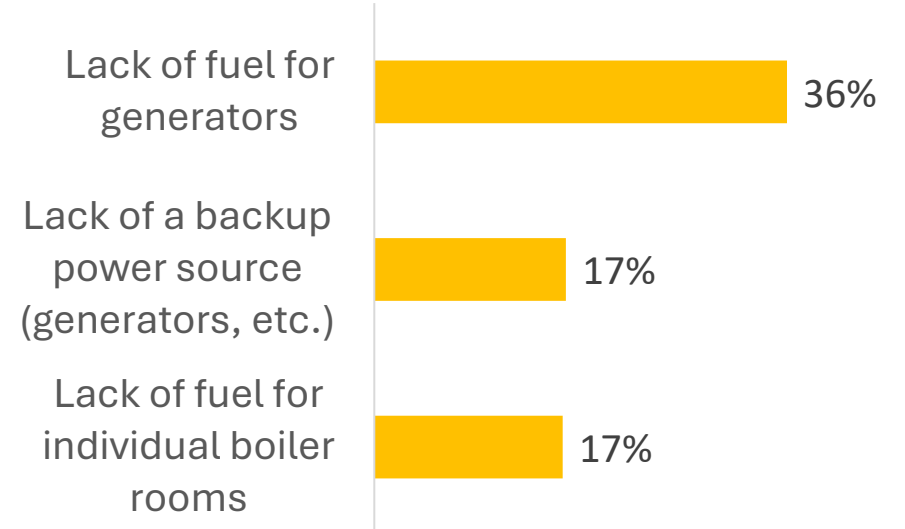


27% of the collective sites indicated a lack of **back up source of power**.



49% of the collective sites reported that **fuel** is needed for individual boiler rooms for the heating season.

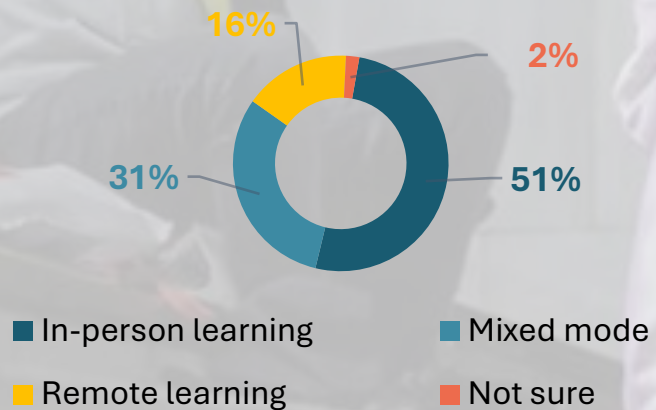
Top-3 winterization needs, % of CSs



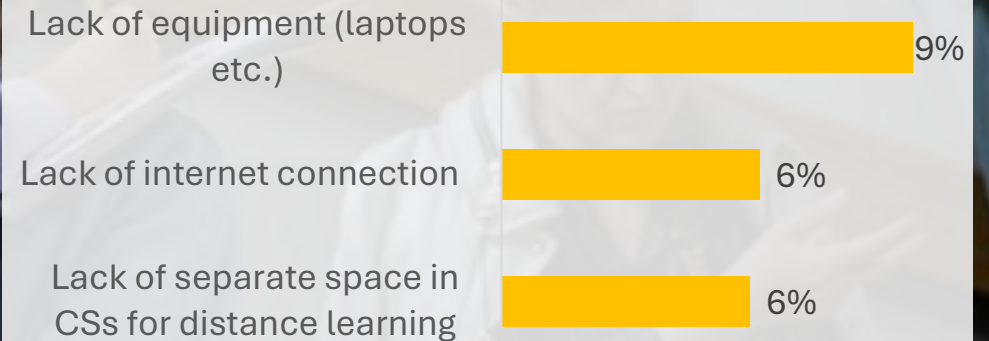
Educational Services

96% Schools and kindergartens near the site have available places to enroll children

Predominant reported mode of education for schoolchildren living in CSs, % of CSs



Most commonly reported barriers for children in terms of education, % of CSs



Healthcare

99% of the CSs reported the availability of primary healthcare facilities near the site

8% of the CSs reported the lack of availability of first aid kits at the site.

38% of the CSs reported hosting chronically ill, including persons with mental health issues

78% of the CSs reported hosting people with disabilities

Employment

Approximately half (47%) of the working-age site residents (18-59 y/o) were reportedly employed.

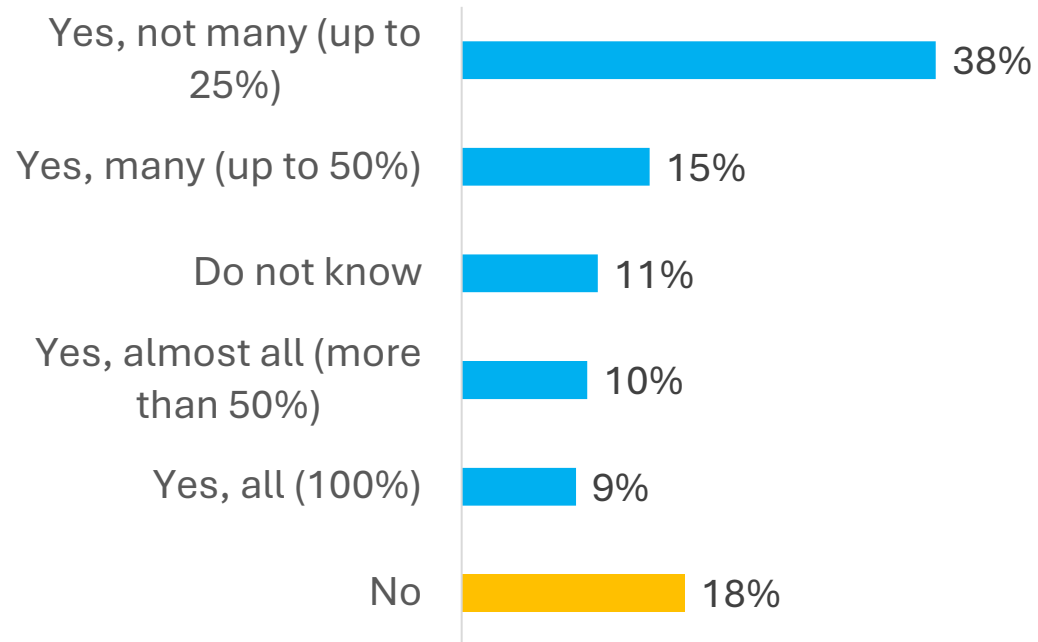
Main reasons for unemployment among working-age site residents, % of CSs



Social Cohesion

48% of the site managers described relationship between site residents and the host community, as very good, and **36%** as relatively good.

Participation in social activities in the host community, % of CSs



Most frequently reported reasons why site residents do not participate in social activities:

- Due to age, illness or disability (58%)
- Lack of interest (51%)
- Lack of time (30%)



Protection Cluster
Ukraine

IMPACT Shaping practices
Influencing policies
Impacting lives

REACH | PANDA | AGORA

Thank you for
your attention !

iryna.bermes@reach-initiative.org

kateryna.pomazanna@reach-initiative.org

