

Reported Top Needs

	Host Communities		Displaced	
	Female	Male	Female	Male
Shelter	0%	0%	4%	23%
Employment	17%	17%	18%	20%
Electricity	12%	20%	0%	6%
Education	13%	9%	19%	9%
Winterisation	8%	3%	16%	3%
Drinking Water	7%	14%	12%	14%
Food	7%	11%	14%	0%
Health	13%	6%	9%	11%
Roads	3%	11%	0%	0%
NFIs	8%	0%	5%	6%

Host

Displaced

Demographic Pressure

Top 3 reasons for moving in
Last 3 years Last 6 months

- Knew friends/family 1 N/A
- N/A 2 N/A
- N/A 3 N/A

97% of hosts reported significant population increase in the last 3 years

100% of displaced reported significant population increase in the last 6 months

Social Stability

Potential sources of tensions related to:
Lack of Social interaction

Lack of conflict mitigation mechanisms

Lack of confidence in institutions

Restrictions on displaced communities

Negative views of international actors

Social fragmentation

Host

Displaced

Reported issues causing community divisions

- Job shortages 1 Job shortages
- Youth violence and unemployment 2 Housing shortages/rent increase
- Political affiliations 3 Historical problems between Syrian/Lebanese or PRS/PRL

Income & Poverty

Main sources of income

- Informal commerce 1 Unskilled non-agricultural labour
- Unskilled agricultural labour 2 Unskilled agricultural labour
- Unskilled non-agricultural labour 3 Food vouchers

Most common mode of employment

Regular

Irregular/temporary

Average monthly HH income

\$1033 as reported by respondents **\$339**

Reported changes in unemployment in last 3 years/6 months

Increased

Increased

Most Commonly Reported HH expenditures on basic food staples

51 - 60%

81 - 90%

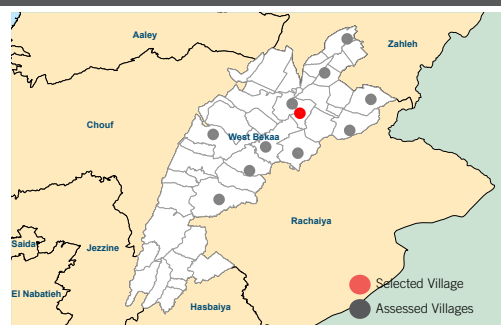
Most Commonly Reported HH expenditures on essential non-food items

21 - 30%

21 - 30%

Top coping mechanisms to cover cost of basic needs

- Buy cheaper/lower quality food 1 Buy cheaper/lower quality food
- Reduce number of meals 2 Borrow money/food
- Credit 3 Reduce number of meals



Host

Displaced

Shelter

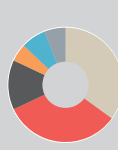
Main types of accommodation reported



- Collective centre/shelter
- Factory/Warehouse
- Tent/Handmade shelter in settlement
- Garage/Shop/Worksite
- Homeless/No shelter
- Independent house/apartment
- One room structure
- Unfinished building



Kind of occupancy arrangement



- Owned apartment/house
- Unfurnished rental/Land
- Furnished rental
- Provided by employer
- Hosted
- Squatting
- Assistance/Charity



Average monthly household rent

\$315

\$239

Reported evictions



- Yes
- No
- Do not know



have heard reports of evictions

Electricity

Average hours of electricity reported per day

13h

13h

Average monthly HH expenditure reported

\$80

\$48

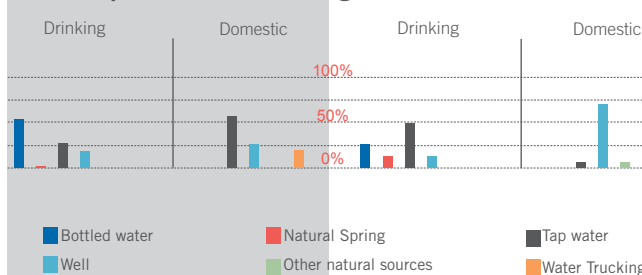
Main source of electricity

Public network

Public network

Water

Top sources for drinking and domestic water



Average monthly expenditure on drinking water per HH

\$54

\$24

Average monthly expenditure on domestic water per HH

\$44

\$17

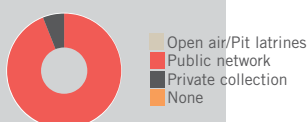


Host

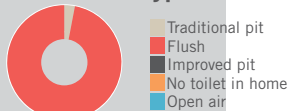
Displaced

Wastewater Management

Main wastewater systems



Types of toilets



Access to showering and washing facilities

100%

of respondents HH have access to showering and washing facilities

83%

Reported flooding or presence of stagnant water within community in the last 12 months

42%

reported flooding in immediate surroundings

45%

Solid Waste Management

Main type of solid waste disposal

Public collection

Public collection

In the last 3 months

Refuse/garbage

55%

of respondents reported noticeable excess refuse/garbage

31%

Presence of pests

48%

of respondents reported noticeable presence of flies, rodents, and insects

30%

Health

Most commonly reported child illnesses

Acute respiratory diseases 1 Acute respiratory diseases

Diarrhea 2 Diarrhea

Other stomach ailments 3 Skin rashes

Top 3 challenges in accessing health services

Cost of health services 1 Cost of medicines

Cost of medicines 2 Cost of health services

No affordable transportation 3 Long waits for consultation

Participated in polio campaigns in last 3 months

100%

took their children to be vaccinated in polio campaign

94%

Reasons for not participating in polio campaigns



Host

Displaced

Education

Out of 33 caregivers 100% of caregivers reported children enrolled 2013-14

Out of 31 caregivers 8%

Out of 33 caregivers 100% of caregivers reported children enrolled 2014-15

Out of 31 caregivers 23%

Out of 9 adolescents N/A adolescents were enrolled 2013-14

Out of 8 adolescents N/A

Out of 9 adolescents N/A adolescents are enrolled 2014-15

Out of 8 adolescents N/A

Non-formal education opportunities

87%

reported there are no non-formal education opportunities

90%

Top reported challenges in accessing education

Cost of school fees 1 Cost of school fees

Cost of school supplies 2 Cost of school supplies

No affordable transportation 3 No registration papers

Children and Women

Birth registration

13%

respondents reported cases of unregistered births

52%

Vulnerable population groups living within community

Average reported proportion of

Separated women 30%

7%

Widowed women 23%

27%

Unaccompanied children minors 0%

N/A

Orphans 20%

5%

Pregnant women 40%

12%

Girls married before 18 27%

29%

Population groups engaged in income generation

Men (18+) 1 Men (18+)

Women (18+) 2 Male adolescents (12-17)

Male adolescents (12-17) 3 Women (18+)

Reasons why women may not be participating in the labor force

Traditional values/customs 1 Traditional values/customs

No skills 2 Household and child raising responsibilities

Household and child raising responsibilities 3 Low levels of or no education

Main activities for out of school boys under 18

Informal employment 1 Informal employment

Household chores/Child care 2 Household chores/Child care

Begging 3 Begging

Main activities for out of school girls under 18

Informal employment 1 Household chores/Child care

Household chores/Child care 2 Informal employment

Begging 3 Begging

Cases of abuses and services

27%

of respondents heard of cases of abuse, exploitation or sexual violence in last 6 months

0%

0%

of respondents know of services available for women and children at risk or survivors of violence, abuse or exploitation

0%