

Introduction

This multi-sector needs assessment is part of a monthly data collection exercise which aims to gather information about needs and the humanitarian situation inside Syria. The factsheets present information collected in June 2017, referring to the situation in May 2017.

These factsheets present information at the community level for twelve sub-districts in Al Hasakeh governorate. In Qamishli City, neighbourhood-level data has been collected, and information is presented at this level*. Selected key indicators for the following sectors are included in the factsheets: displacement, shelter, NFIs, health, food security, WASH and education. The factsheets do not cover the entire range of indicators gathered in the questionnaire.

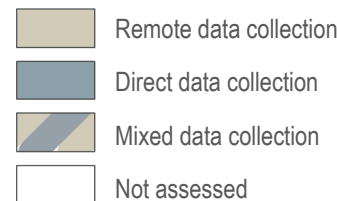
For full visualisation of all indicators collected, please see the SIMAWG Needs Identification Dynamic Reporting Tool, available here: <http://www.reach-info.org/syr/simawg/>.

Methodology and limitations

These findings are based on data collected remotely (in Lebanon and the Kurdistan Region of Iraq) from Key Informants residing in the communities assessed.

Information was collected from Key Informants in 85 communities in 12 sub-districts of Al Hasakeh governorate. For each question asked, confidence levels are assigned based on the Key Informant's area of expertise and knowledge of the sector-specific situation.

For a full description of the methodology, please see the Terms of Reference, available on the [REACH Resource Centre](#).



PDF: click on a sub-district name to directly access the relevant factsheet

Displacement

- % of pre-conflict population remaining
- % of population that are female
- % of female-headed households
- IDPs living in village
- New IDP arrivals
- Returnees

Tal Tawel Mahshosh

- 51-75% 26-50% 1-25%
- Yes No info No

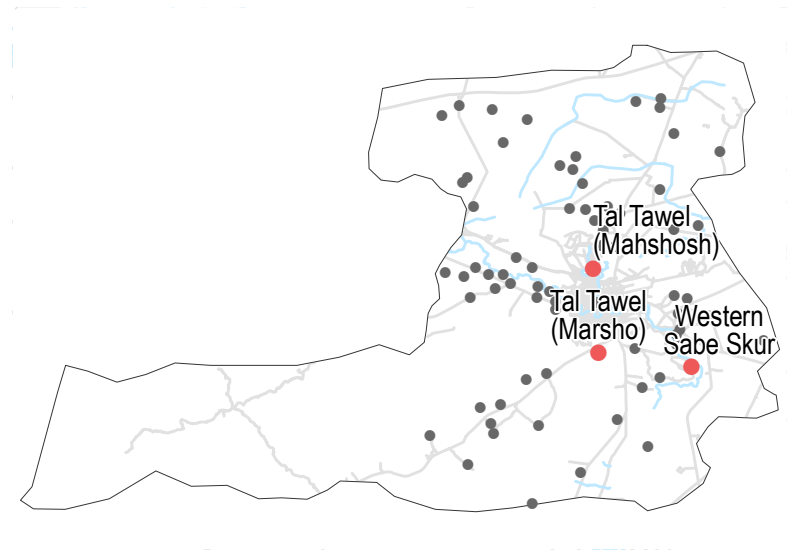
Tal Tawel (Marsho)

- 76-100% 51-75% 1-25%
- Yes No Yes

Western Sabe Skur

- 51-75% 51-75% None
- Yes No info No

• 3/52 communities assessed : Tal Tawel Mahshosh, Tal Tawel (Marsho), Western Sabe Skur



Shelter

- Independent apartment or house
- Shared apartment or house
- Unfinished apartment or house
- Tent
- Private space not for shelter
- Cave/natural shelter
- Collective public space not for shelter
- No IDPs
- No information
- Min - Max: rent paid per room (where known)

Tal Tawel Mahshosh

NDPs IDPs

No info

Tal Tawel (Marsho)

NDPs IDPs

3000 - 4000 SYP

Western Sabe Skur

NDPs IDPs

No info

Livelihoods

- Most common source of income
- Most common strategies used to cope with lack of income / resources

Community	Most common source of income	Most common strategies used to cope with lack of income / resources
Tal Tawel Mahshosh	Stable employment Support from family/friends Remittances	Borrowing from family/friends Skipping meals Reducing meal size
Tal Tawel (Marsho)	Stable employment Farm owning Business/trade	Skipping meals Reducing meal size
Western Sabe Skur	Farm owning Business/trade Support from family/friends	Taking loans/buying on credit Skipping meals Reducing meal size

NFIs

Tal Tawel Mahshosh

- B NA NA
- C NA NA
- D NA NA
- F NA NA

Tal Tawel (Marsho)

- B 2150 SYP 3850 SYP
- C 450 SYP 6750 SYP
- D 45 SYP NA
- F 20000 SYP 14000 SYP

Western Sabe Skur

- B 2000 SYP NA
- C NA NA
- D 75 SYP NA
- F NA NA

- Most common electricity source
- Main network
 - Generator
 - No source
 - Solar alternative
 - No information

- Fuel Prices (SYP)*
- B Butane (cannister)
 - C Coal (1kg)
 - D Diesel (1 litre)
 - F Firewood (tonne)

- NFI Prices (SYP)*
- Cement (50kg)
 - Floor mat (3*4m)
 - Plastic tarpaulin (1m²)
 - Tent (5 persons)
- NA: not available for purchase

Tal Tawel Mahshosh
No lack of fuel

Tal Tawel (Marsho)
No lack of fuel

Western Sabe Skur
Burning furniture not in use

Most common strategies used to cope with a lack of fuel

WASH

- Most common water source
- Status of water source
- Water is safe to drink
 - Water tastes/smells bad
 - People sick after drinking
 - No information
- Sufficiency of available water to meet household needs
- Sufficient
 - Insufficient
 - No information
- Most common method of garbage disposal

Tal Tawel Mahshosh

- Network
- Disposed at designated site

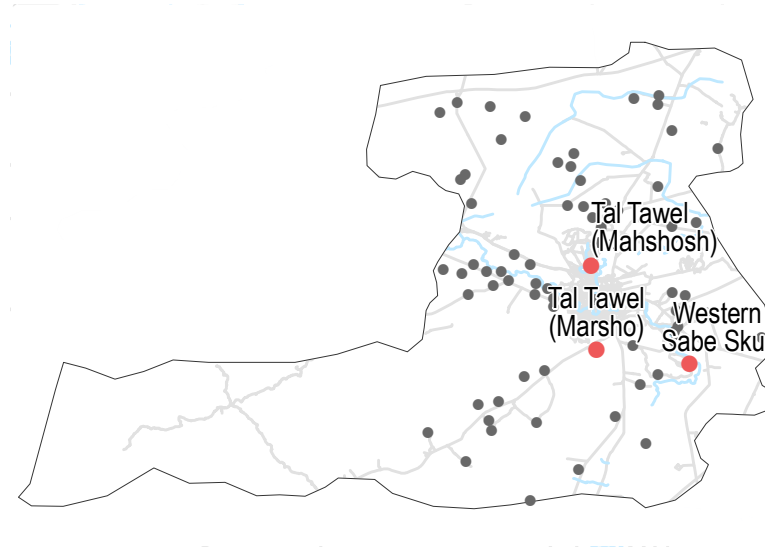
Tal Tawel (Marsho)

- Network
- Private paid collection

Western Sabe Skur

- Water trucking
- Buried / burned

• 3/52 communities assessed : Tal Tawel Mahshosh, Tal Tawel (Marsho), Western Sabe Skur



Education

- Status of primary schools in village
- Functioning
 - Not functioning
 - Not available
 - No information
- Barriers to accessing education services

Western Sabe Skur
Most children accessed education

Tal Tawel Mahshosh
Most children accessed education

Tal Tawel (Marsho)
Most children accessed education

Health

Most common health problems

Most common barriers to accessing healthcare

Tal Tawel Mahshosh

Chronic diseases
Acute respiratory infections
Severe diseases affecting those aged less than 5

No facilities in the area
Old age
Disability/Injuries/Illness

Tal Tawel (Marsho)

Diarrhoea
Chronic diseases
Fever

No facilities in the area
Services are too expensive

Western Sabe Skur

Pregnancy related diseases
Severe diseases affecting those aged less than 5
Symptoms of psychological trauma

No facilities in the area
High cost of transportation
Services are too expensive

Food Security

Tal Tawel Mahshosh

- Private bakeries
- Bread: 75 SYP
- Rice: 500 SYP
- Lentils: 400 SYP
- Sugar: 375 SYP
- Cooking oil: 800 SYP
- Electricity/fuel too expensive
- 1 to 10

Tal Tawel (Marsho)

- Public bakeries
- Bread: 100 SYP
- Rice: 650 SYP
- Lentils: 450 SYP
- Sugar: 500 SYP
- Cooking oil: 600 SYP
- No difficulties reported
- 0

Western Sabe Skur

- Homemade
- Bread: no info
- Rice: 700 SYP
- Lentils: 450 SYP
- Sugar: 450 SYP
- Cooking oil: 500 SYP
- No difficulties reported
- Private bakeries unavailable

Main challenges to obtaining food

- No challenges
- Some foods unavailable
- Local production decreased
- Lack of access to markets
- Some foods expensive
- Lack of resources to buy food
- Lack of access to fuel
- Cooking fuel unavailable
- No information

Bread (public): 1 pack
Rice: 1kg
Lentils: 1kg
Sugar: 1kg
Cooking oil: 1 litre

Access to bread

- Most common source of bread
- Most common barriers to accessing bread
- Number of days, per month, where bread from private bakeries was unavailable

Al Hasakeh City, Al Hasakeh Governorate

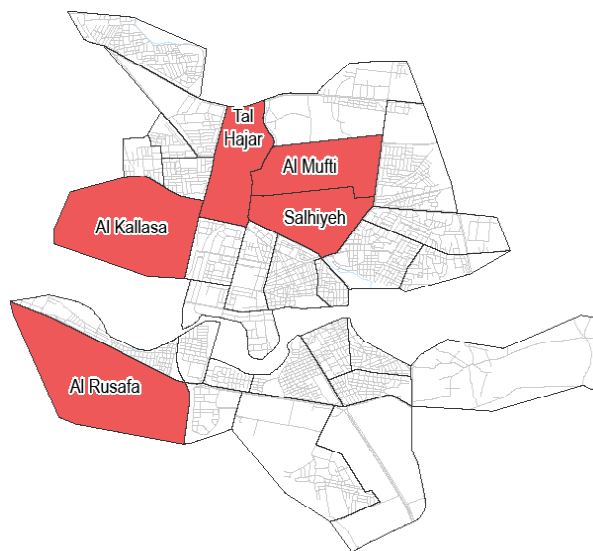
June 2017

Displacement

- % of pre-conflict population remaining
- % of population that are female
- % of female-headed households
- IDPs living in village
- New IDP arrivals
- Returnees

Sub-district	% of pre-conflict population remaining	% of population that are female	% of female-headed households	IDPs living in village	New IDP arrivals	Returnees
Al Kallasa	51-75%	26-50%	1-25%	Yes	No	No
Al Mufti	51-75%	26-50%	1-25%	Yes	No	Yes
Al Rusafa	51-75%	26-50%	1-25%	Yes	No info	No
Salhiyeh	51-75%	26-50%	1-25%	Yes	No	No
Tal Hajar	51-75%	51-75%	1-25%	Yes	No info	No

• 5/31 neighbourhoods assessed : Al Kallasa, Al Mufti, Al Rusafa, Salhiyeh, Tal Hajar



Shelter

- Independent apartment or house
- Shared apartment or house
- Unfinished apartment or house
- Tent
- Private space not for shelter
- Cave/natural shelter
- Collective public space not for shelter
- No IDPs
- No information
- Min - Max: rent paid per room (where known)

Sub-district	Most common shelter	NDPs	IDPs
Al Kallasa	Independent apartment or house	4500 - 5000 SYP	
Al Mufti	Independent apartment or house	6000 - 8000 SYP	
Al Rusafa	No IDPs	2000 - 2500 SYP	
Salhiyeh	Shared apartment or house	4000 - 10000 SYP	
Tal Hajar	Unfinished apartment or house	2000 - 4000 SYP	

Livelihoods

Sub-district	Most common source of income	Most common strategies used to cope with lack of income / resources
Al Kallasa	Stable employment Daily employment Remittances	Skipping meals Reducing meal size
Al Mufti	Stable employment Business/trade Remittances	Looking for food in garbage Selling household assets Reducing meal size
Al Rusafa	Stable employment Farm owning Business/trade	Borrowing from family/friends Selling household assets
Salhiyeh	Daily employment Begging Remittances	Taking loans/buying on credit Borrowing from family/friends
Tal Hajar	Stable employment Business/trade Remittances	Borrowing from family/friends Selling household assets

NFIs

Sub-district	Lightbulb (Electricity)	Generator (Generator)	Lightbulb (Electricity)	Generator (Generator)
Al Kallasa	B 2200 SYP	C 400 SYP	B 2200 SYP	C 400 SYP
Al Mufti	B 2000 SYP	C 700 SYP	B 2200 SYP	C NA
Al Rusafa	B 2200 SYP	C NA	B 2200 SYP	C NA
Salhiyeh	B 2200 SYP	C NA	B 2200 SYP	C NA
Tal Hajar	B 2200 SYP	C NA	B 2200 SYP	C NA

- Most common electricity source**
- Main network
- Generator
- No source
- Solar alternative
- No information
- Fuel Prices (SYP)***
- B** Butane (cannister)
- C** Coal (1kg)
- D** Diesel (1 litre)
- F** Firewood (tonne)
- NFI Prices (SYP)***
- Cement (50kg)
- Floor mat (3*4m)
- Plastic tarpaulin (1m²)
- Tent (5 persons)
- NA: not available for purchase

Sub-district	Most common strategies used to cope with lack of fuel
Al Kallasa	No lack of fuel
Al Mufti	No lack of fuel
Al Rusafa	No lack of fuel
Salhiyeh	No lack of fuel
Tal Hajar	No lack of fuel

Al Hasakeh City, Al Hasakeh Governorate

June 2017

WASH

- Most common water source**
- Water is safe to drink
 - Water tastes/smells bad
 - People sick after drinking
 - No information
- Sufficiency of available water to meet household needs**
- Sufficient
 - Insufficient
 - No information
- Most common method of garbage disposal**
- Disposed at designated site

Al Kallasa

- Network
- Private paid collection

Al Mufti

- Network
- Private paid collection

Al Rusafa

- Network
- Disposed at designated site

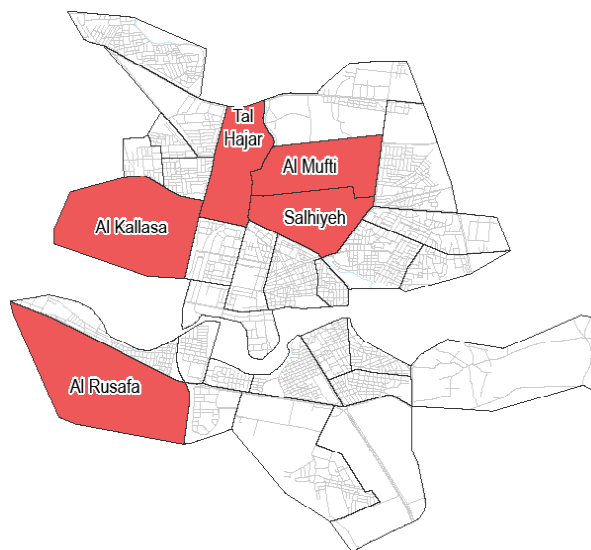
Salhiyeh

- Network
- Private paid collection

Tal Hajar

- Network
- Public free collection

5/31 neighbourhoods assessed : Al Kallasa, Al Mufti, Al Rusafa, Salhiyeh, Tal Hajar



Education

- Status of primary schools in village**
- Functioning
 - Not functioning
 - Not available
 - No information
- Barriers to accessing education services**
- Most children accessed education

Al Rusafa

Most children accessed education

Salhiyeh

Most children accessed education

Tal Hajar

Most children accessed education

Al Mufti

Most children accessed education

Health



Most common health problems



Most common barriers to accessing healthcare

Al Kallasa

Diarrhoea
Chronic diseases
Severe diseases affecting those aged less than 5

Old age
Services are too expensive

Al Mufti

Diarrhoea
Acute respiratory infections
Fever

No difficulties reported

Al Rusafa

Pregnancy related diseases
Maternal health issues
Severe diseases affecting those aged less than 5

Old age
Services are too expensive

Salhiyeh

Diarrhoea
Fever
Malnutrition

No difficulties reported

Tal Hajar

Chronic diseases
Severe diseases affecting those aged less than 5
Symptoms of psychological trauma

No facilities in the area
High cost of transportation
Services are too expensive

Food Security

Al Kallasa

- Shops
 - Wheat too expensive
 - 1 to 10
- Bread: no info
Rice: 450 SYP
Lentils: 450 SYP
Sugar: 550 SYP
Cooking oil: 600 SYP

Al Mufti

- Public bakeries
 - No difficulties reported
 - 0
- Bread: 125 SYP
Rice: 500 SYP
Lentils: 500 SYP
Sugar: 400 SYP
Cooking oil: 550 SYP

Al Rusafa

- Public bakeries
 - No difficulties reported
 - Private bakeries unavailable
- Bread: 125 SYP
Rice: 850 SYP
Lentils: 450 SYP
Sugar: 550 SYP
Cooking oil: 600 SYP

Salhiyeh

- Public bakeries
 - No difficulties reported
 - 0
- Bread: 100 SYP
Rice: 500 SYP
Lentils: 525 SYP
Sugar: 425 SYP
Cooking oil: 550 SYP

Tal Hajar

- Public bakeries
 - No difficulties reported
 - 0
- Bread: 125 SYP
Rice: 500 SYP
Lentils: 500 SYP
Sugar: 400 SYP
Cooking oil: 550 SYP

Main challenges to obtaining food

- No challenges
- Some foods unavailable
- Local production decreased
- Lack of access to markets
- Some foods expensive
- Lack of resources to buy food
- Lack of access to fuel
- Cooking fuel unavailable
- No information

Bread (public): 1 pack
Rice: 1kg
Lentils: 1kg
Sugar: 1kg
Cooking oil: 1 litre

Access to bread

- Most common source of bread
- Most common barriers to accessing bread
- Number of days, per month, where bread from private bakeries was unavailable

Al Malikeyyeh 1/6, Al Hasakeh Governorate

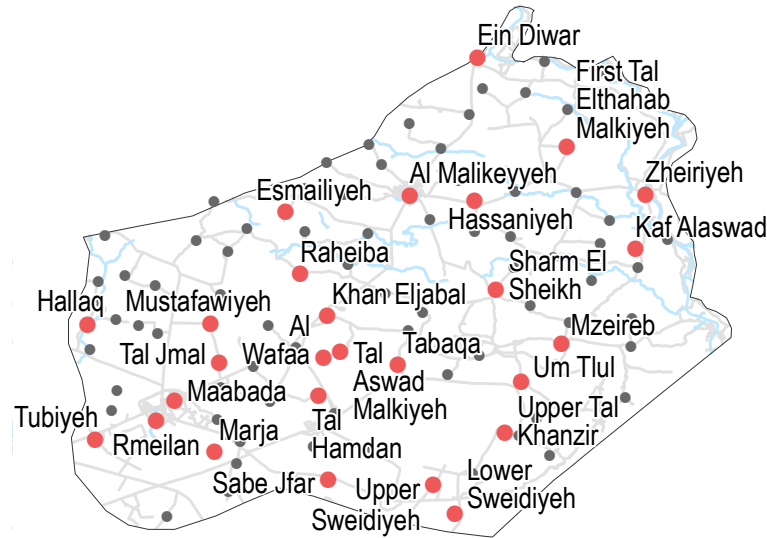
June 2017

Displacement

- % of pre-conflict population remaining
- % of population that are female
- % of female-headed households
- IDPs living in village
- New IDP arrivals
- Returnees

Sub-district	% of pre-conflict population remaining	% of population that are female	% of female-headed households	IDPs living in village	New IDP arrivals	Returnees
Al Wafaa	76-100%	51-75%	1-25%	Yes	No info	No
Al Malikeyyeh	26-50%	1-25%	1-25%	Yes	No	No
Ein Diwar	51-75%	76-100%	26-50%	Yes	No info	No
Rmeilan	76-100%	26-50%	1-25%	Yes	No info	No
Esmailiyeh	76-100%	51-75%	1-25%	Yes	No info	No

• 27/98 communities assessed (22 communities are shown on the next five factsheets): Al Wafaa, Al Malikeyyeh, Ein Diwar, Rmeilan, Esmailiyeh



NFIs

Sub-district	Electricity	Fuel Prices (SYP)*	NFI Prices (SYP)*
Al Wafaa	B NA, C NA, D NA, F NA	B NA, C NA, D NA, F NA	B NA, C NA, D NA, F NA
Rmeilan	B 2500 SYP, C 650 SYP, D 45 SYP, F NA	B 2750 SYP, C 5500 SYP, D NA, F NA	B NA, C NA, D NA, F NA
Al Malikeyyeh	B 2100 SYP, C 500 SYP, D 37 SYP, F NA	B 2150 SYP, C 5000 SYP, D 1100 SYP, F NA	B 2500 SYP, C 150 SYP, D 50 SYP, F NA
Ein Diwar	B 2500 SYP, C 150 SYP, D 50 SYP, F NA	B NA, C NA, D NA, F NA	B NA, C NA, D NA, F NA

- Most common electricity source
- Main network
 - Generator
 - No source
 - Solar alternative
 - No information
- Fuel Prices (SYP)*
- B** Butane (cannister)
 - C** Coal (1kg)
 - D** Diesel (1 litre)
 - F** Firewood (tonne)
- NFI Prices (SYP)*
- Cement (50kg)
 - Floor mat (3*4m)
 - Plastic tarpaulin (1m²)
 - Tent (5 persons)
- NA: not available for purchase

Shelter

- Most common shelter
- Independent apartment or house
 - Shared apartment or house
 - Unfinished apartment or house
 - Tent
 - Private space not for shelter
 - Cave/natural shelter
 - Collective public space not for shelter
 - No IDPs
 - No information
- Min - Max: rent paid per room (where known)

Sub-district	Most common source of income	Most common strategies used to cope with lack of income / resources
Al Wafaa	NDPs, IDPs, No info	Stable employment, Farm owning, Business/trade
Al Malikeyyeh	NDPs, IDPs, 5000 - 6000 SYP	Stable employment, Business/trade, Remittances
Ein Diwar	NDPs, IDPs, No info	High risk/illegal work, Farm owning, Remittances
Rmeilan	NDPs, IDPs, No info	Stable employment, Business/trade, Remittances
Esmailiyeh	NDPs, IDPs, No info	Farm owning, Remittances, Savings

Livelihoods

Sub-district	Most common source of income	Most common strategies used to cope with lack of income / resources
Al Wafaa	Stable employment, Farm owning, Business/trade	Skipping meals, Reducing meal size
Al Malikeyyeh	Stable employment, Business/trade, Remittances	Borrowing from family/friends, Skipping meals, Reducing meal size
Ein Diwar	High risk/illegal work, Farm owning, Remittances	Borrowing from family/friends
Rmeilan	Stable employment, Business/trade, Remittances	Taking loans/buying on credit, Skipping meals, Reducing meal size
Esmailiyeh	Farm owning, Remittances, Savings	Skipping meals, Reducing meal size

- Most common strategies used to cope with a lack of fuel
- Al Wafaa**: No lack of fuel
 - Al Malikeyyeh**: No lack of fuel
 - Rmeilan**: No lack of fuel
 - Ein Diwar**: Burning furniture not in use
 - Esmailiyeh**: No lack of fuel

Al Malikeyyeh 1/6, Al Hasakeh Governorate

June 2017

WASH

- Most common water source**
- Water is safe to drink
 - Water tastes/smells bad
 - People sick after drinking
 - No information
- Sufficiency of available water to meet household needs**
- Sufficient
 - Insufficient
 - No information
- Most common method of garbage disposal**
- Disposed at designated site

Al Wafaa

- Network
- Private paid collection

Al Malikeyyeh

- Network
- Private paid collection

Ein Diwar

- Network
- Disposed at designated site

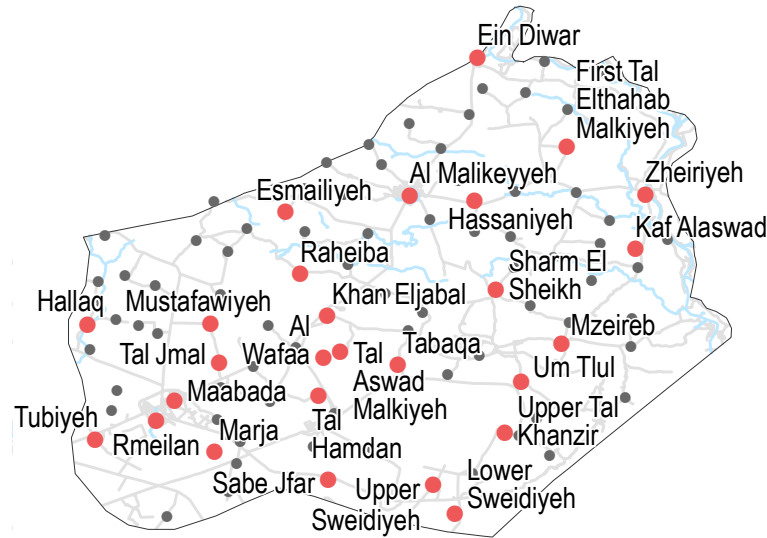
Rmeilan

- Network
- Private paid collection

Esmailiyeh

- Closed well
- Disposed at designated site

• 27/98 communities assessed (22 communities are shown on the next five factsheets): Al Wafaa, Al Malikeyyeh, Ein Diwar, Rmeilan, Esmailiyeh



Education

- Status of primary schools in village**
- Functioning
 - Not functioning
 - Not available
 - No information
- Barriers to accessing education services**
- Most children accessed education
- Al Wafaa**
Most children accessed education
- Al Malikeyyeh**
Parents do not approve of curriculum
Curriculum not available in appropriate language

Ein Diwar

Most children accessed education

Rmeilan

Most children accessed education

Esmailiyeh

Lack of teaching staff
Services are too far
Curriculum not available in appropriate language

Health



Most common health problems



Most common barriers to accessing healthcare

Al Wafaa

Diarrhoea
Acute respiratory infections

No facilities in the area
Services are too expensive

Al Malikeyyeh

Chronic diseases
Pregnancy related diseases
Symptoms of psychological trauma

Services are too expensive

Ein Diwar

Chronic diseases
Maternal health issues
Severe diseases affecting those aged less than 5

Security concerns around entering facilities
Services are too expensive

Rmeilan

Disabilities
Chronic diseases
Maternal health issues

No difficulties reported

Esmailiyeh

Chronic diseases
Pregnancy related diseases
Severe diseases affecting those aged less than 5

No facilities in the area
High cost of transportation
Lack of transportation

Food Security

Al Wafaa

- Bread: no info
- Rice: 600 SYP
- Lentils: 450 SYP
- Sugar: 500 SYP
- Cooking oil: 650 SYP
- Shops
- No difficulties reported
- Private bakeries unavailable

Al Malikeyyeh

- Bread: 105 SYP
- Rice: 700 SYP
- Lentils: 400 SYP
- Sugar: 425 SYP
- Cooking oil: 575 SYP
- Public bakeries
- No difficulties reported
- 0

Ein Diwar

- Bread: no info
- Rice: 675 SYP
- Lentils: 500 SYP
- Sugar: 500 SYP
- Cooking oil: 600 SYP
- Shops
- No difficulties reported
- Private bakeries unavailable

Rmeilan

- Bread: 110 SYP
- Rice: 650 SYP
- Lentils: 500 SYP
- Sugar: 650 SYP
- Cooking oil: 775 SYP
- Public bakeries
- No difficulties reported
- 0

Esmailiyeh

- Bread: no info
- Rice: 500 SYP
- Lentils: no info
- Sugar: 600 SYP
- Cooking oil: 700 SYP
- Shops
- No difficulties reported
- Private bakeries unavailable

Main challenges to obtaining food

- No challenges
- Some foods unavailable
- Local production decreased
- Some foods expensive
- Lack of resources to buy food
- Lack of access to fuel
- Cooking fuel unavailable
- No information

Bread (public): 1 pack
Rice: 1kg
Lentils: 1kg
Sugar: 1kg
Cooking oil: 1 litre

Access to bread

- Most common source of bread
- Most common barriers to accessing bread
- Number of days, per month, where bread from private bakeries was unavailable

Al Malikeyyeh 2/6, Al Hasakeh Governorate

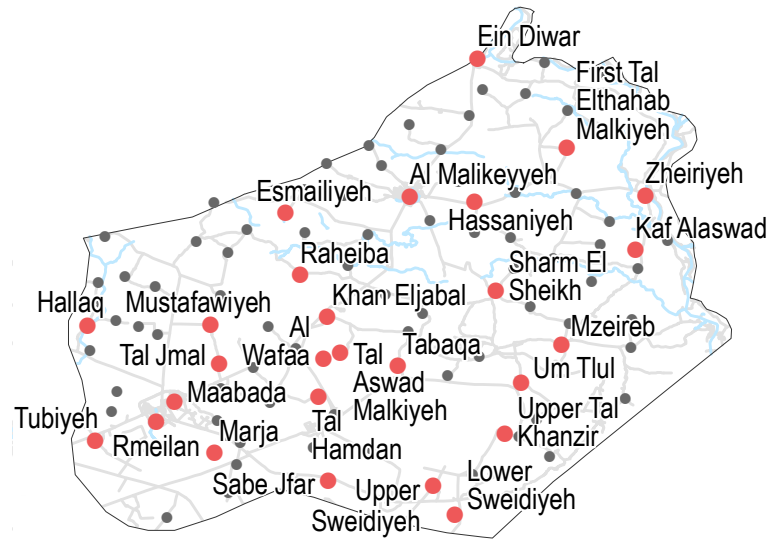
June 2017

Displacement

- % of pre-conflict population remaining
- % of population that are female
- % of female-headed households
- IDPs living in village
- New IDP arrivals
- Returnees

Sub-district	% of pre-conflict population remaining	% of population that are female	% of female-headed households	IDPs living in village	New IDP arrivals	Returnees
First Tal Elthahab Malkiyeh	51-75%	51-75%	1-25%	Yes	No info	No
Hallaq	51-75%	26-50%	1-25%	Yes	No info	No
Hassaniyeh	51-75%	26-50%	1-25%	Yes	No info	No
Kaf Alaswad	51-75%	51-75%	None	Yes	No info	No
Khan Eljabal	76-100%	51-75%	26-50%	Yes	No	No

•27/98 communities assessed (5 communities are shown on the previous factsheet, 17 communities are shown on the next 4 factsheets): First Tal Elthahab Malkiyeh, Hallaq, Hassaniyeh, Kaf Alaswad, Khan Eljabal



NFIs

Sub-district	Light	Generator	No source	Solar alternative	Butane (cannister)	Coal (1kg)	Diesel (1 litre)	Firewood (tonne)	Cement (50kg)	Floor mat (3*4m)	Plastic tarpaulin (1m²)	Tent (5 persons)
First Tal Elthahab Malkiyeh	B NA	NA	NA	NA	B 2200 SYP	NA	NA	NA	NA	NA	NA	NA
Kaf Alaswad	B NA	NA	NA	NA	B 2300 SYP	2000 SYP	75 SYP	NA	NA	NA	NA	NA
Hallaq	B NA	NA	NA	NA	B NA	NA	NA	NA	NA	NA	NA	NA
Khan Eljabal	B NA	NA	NA	NA	B NA	NA	NA	NA	NA	NA	NA	NA
Hassaniyeh	B NA	NA	NA	NA	B NA	NA	NA	NA	NA	NA	NA	NA

- Most common electricity source
- Main network
 - Generator
 - No source
 - Solar alternative
 - No information
- Fuel Prices (SYP)*
- B** Butane (cannister)
 - C** Coal (1kg)
 - D** Diesel (1 litre)
 - F** Firewood (tonne)
- NFI Prices (SYP)*
- Cement (50kg)
 - Floor mat (3*4m)
 - Plastic tarpaulin (1m²)
 - Tent (5 persons)
- NA: not available for purchase

Shelter

- Most common shelter
- Independent apartment or house
 - Shared apartment or house
 - Unfinished apartment or house
 - Tent
 - Private space not for shelter
 - Cave/natural shelter
 - Collective public space not for shelter
 - No IDPs
 - No information
- Min - Max: rent paid per room (where known)

Sub-district	Independent apartment or house	Shared apartment or house	Unfinished apartment or house	Tent	Private space not for shelter	Cave/natural shelter	Collective public space not for shelter	No IDPs	No information
First Tal Elthahab Malkiyeh	NDPs	IDPs	No info	No info	No info	No info	No info	No info	No info
Kaf Alaswad	NDPs	IDPs	No info	No info	No info	No info	No info	No info	No info
Hallaq	NDPs	IDPs	No info	No info	No info	No info	No info	No info	No info
Khan Eljabal	NDPs	IDPs	2400 - 4200 SYP	No info	No info	No info	No info	No info	No info
Hassaniyeh	NDPs	IDPs	No info	No info	No info	No info	No info	No info	No info

Livelihoods

Sub-district	Most common source of income	Most common strategies used to cope with lack of income / resources
First Tal Elthahab Malkiyeh	Daily employment Farm owning Support from family/friends	Borrowing from family/friends
Hallaq	Stable employment Remittances	Borrowing from family/friends
Hassaniyeh	Stable employment Farm owning Business/trade	Borrowing from family/friends
Kaf Alaswad	Daily employment High risk/illegal work	Borrowing from family/friends Reducing meal size
Khan Eljabal	Stable employment Daily employment Farm owning	Taking loans/buying on credit Reducing meal size

Sub-district	Most common strategies used to cope with a lack of fuel
First Tal Elthahab Malkiyeh	No lack of fuel
Hallaq	Burning productive assets Burning waste
Kaf Alaswad	No lack of fuel
Hassaniyeh	No lack of fuel
Khan Eljabal	No lack of fuel

Al Malikeyyeh 2/6, Al Hasakeh Governorate

June 2017

WASH

- Most common water source**
- Water is safe to drink
 - Water tastes/smells bad
 - People sick after drinking
 - No information
- Sufficiency of available water to meet household needs**
- Sufficient
 - Insufficient
 - No information
- Most common method of garbage disposal**
- Disposed at designated site

First Tal Elthahab Malkiyeh

- Closed well
- Public free collection

Hallaq

- Closed well
- Disposed at designated site

Hassaniyeh

- Closed well
- Disposed at designated site

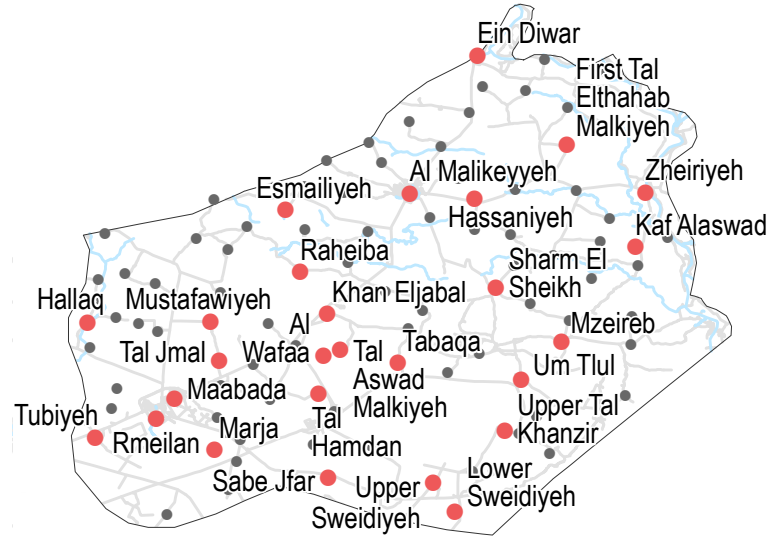
Kaf Alaswad

- Closed well
- Disposed at designated site

Khan Eljabal

- Network
- Disposed at designated site

•27/98 communities assessed (5 communities are shown on the previous factsheet, 17 communities are shown on the next 4 factsheets): First Tal Elthahab Malkiyeh, Hallaq, Hassaniyeh, Kaf Alaswad, Khan Eljabal



Education

- Status of primary schools in village**
- Functioning
 - Not functioning
 - Not available
 - No information
- Barriers to accessing education services**
- Most children accessed education

Hassaniyeh

Most children accessed education

Kaf Alaswad

Most children accessed education

First Tal Elthahab Malkiyeh

Most children accessed education

Khan Eljabal

Most children accessed education

Hallaq

Most children accessed education

Health

Most common health problems

Most common barriers to accessing healthcare

First Tal Elthahab Malkiyeh

Diarrhoea
Pregnancy related diseases
Severe diseases affecting those aged less than 5

No facilities in the area
Services are too expensive

Hallaq

Chronic diseases
Pregnancy related diseases
Severe diseases affecting those aged less than 5

No facilities in the area
High cost of transportation
Services are too expensive

Hassaniyeh

Diarrhoea
Chronic diseases
Severe diseases affecting those aged less than 5

No facilities in the area
High cost of transportation
Services are too expensive

Kaf Alaswad

Skin diseases
Chronic diseases
Symptoms of psychological trauma

No facilities in the area
Services are too expensive

Khan Eljabal

Diarrhoea
Chronic diseases
Acute respiratory infections

No difficulties reported

Food Security

First Tal Elthahab Malkiyeh

- Bread: 100 SYP
- Rice: no info
- Lentils: no info
- Sugar: no info
- Cooking oil: no info
- Homemade
- Yeast not always available
- Flour not always available
- High price of wheat
- Private bakeries unavailable

Hallaq

- Bread: no info
- Rice: 500 SYP
- Lentils: 350 SYP
- Sugar: 400 SYP
- Cooking oil: 650 SYP
- Shops
- No difficulties reported
- Private bakeries unavailable

Hassaniyeh

- Bread: no info
- Rice: no info
- Lentils: no info
- Sugar: no info
- Cooking oil: no info
- Bread is not available in the village
- No difficulties reported
- Private bakeries unavailable

Kaf Alaswad

- Bread: no info
- Rice: 650 SYP
- Lentils: 500 SYP
- Sugar: 600 SYP
- Cooking oil: 500 SYP
- Shops
- No difficulties reported
- Private bakeries unavailable

Khan Eljabal

- Bread: 100 SYP
- Rice: 700 SYP
- Lentils: 400 SYP
- Sugar: 550 SYP
- Cooking oil: 700 SYP
- Private bakeries
- High price of yeast
- Flour not always available
- Insufficient electricity/fuel
- 1 to 10

Main challenges to obtaining food

- No challenges
- Some foods unavailable
- Local production decreased
- Lack of access to markets
- Some foods expensive
- Lack of resources to buy food
- Lack of access to fuel
- Cooking fuel unavailable
- No information

Bread (public): 1 pack
Rice: 1kg
Lentils: 1kg
Sugar: 1kg
Cooking oil: 1 litre

Access to bread

- Most common source of bread
- Most common barriers to accessing bread
- Number of days, per month, where bread from private bakeries was unavailable

Al Malikeyyeh 3/6, Al Hasakeh Governorate

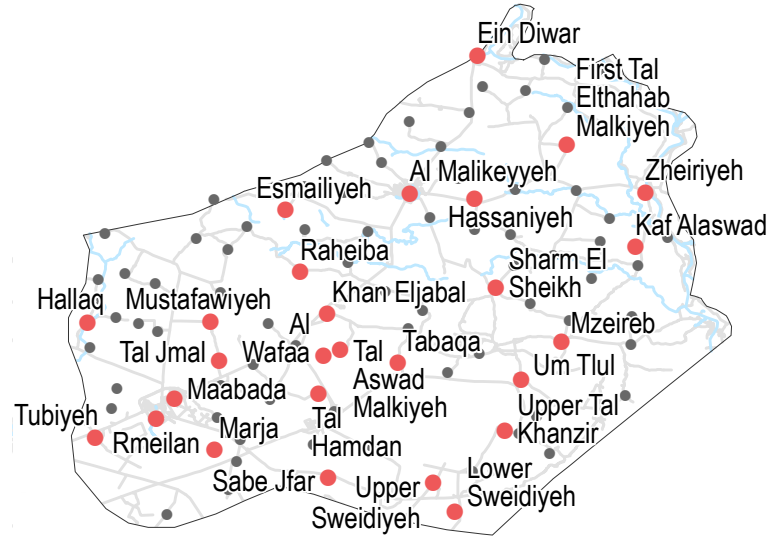
June 2017

Displacement

- % of pre-conflict population remaining
- % of population that are female
- % of female-headed households
- IDPs living in village
- New IDP arrivals
- Returnees

Sub-district	% of pre-conflict population remaining	% of population that are female	% of female-headed households	IDPs living in village	New IDP arrivals	Returnees
Lower Sweidiyeh	51-75%	51-75%	1-25%	Yes	No info	Yes
Maabada	51-75%	26-50%	1-25%	Yes	No	No
Marja	51-75%	26-50%	1-25%	Yes	No info	No
Mustafawiyyeh	76-100%	51-75%	1-25%	Yes	No info	No
Mzeireb	51-75%	26-50%	1-25%	Yes	No	No

• 27/98 communities assessed (10 communities are shown on the previous two factsheets, 12 communities are shown on the next three factsheets): Lower Sweidiyeh, Maabada, Marja, Mustafawiyyeh, Mzeireb



NFIs

Sub-district	Electricity Source	Fuel Prices (SYP)*	NFI Prices (SYP)*
Lower Sweidiyeh	B 2250 SYP, C 600 SYP, D 35 SYP, F NA	B 2500 SYP, C 600 SYP, D 40 SYP, F NA	B 2500 SYP, C NA, D NA, F NA
Mustafawiyyeh	B NA, C NA, D NA, F NA	B 2250 SYP, C NA, D NA, F NA	B 2250 SYP, C NA, D NA, F NA
Maabada	B 2500 SYP, C 600 SYP, D 40 SYP, F NA	B 2200 SYP, C 6000 SYP, D NA, F NA	B 2500 SYP, C NA, D NA, F NA
Mzeireb	B 2250 SYP, C NA, D NA, F NA	B 2250 SYP, C NA, D NA, F NA	B 2250 SYP, C NA, D NA, F NA
Marja	B 2500 SYP, C NA, D NA, F NA	B 2500 SYP, C NA, D NA, F NA	B 2500 SYP, C NA, D NA, F NA

- Most common electricity source
- Main network
 - Generator
 - No source
 - Solar alternative
 - No information
- Fuel Prices (SYP)*
- B** Butane (cannister)
 - C** Coal (1kg)
 - D** Diesel (1 litre)
 - F** Firewood (tonne)
- NFI Prices (SYP)*
- Cement (50kg)
 - Floor mat (3*4m)
 - Plastic tarpaulin (1m²)
 - Tent (5 persons)
- NA: not available for purchase

Shelter

- Most common shelter
- Independent apartment or house
 - Shared apartment or house
 - Unfinished apartment or house
 - Tent
 - Private space not for shelter
 - Cave/natural shelter
 - Collective public space not for shelter
 - No IDPs
 - No information
- Min - Max: rent paid per room (where known)

Sub-district	Most common source of income	Most common strategies used to cope with lack of income / resources
Lower Sweidiyeh	Stable employment, Farm owning, Remittances	Borrowing from family/friends
Maabada	Stable employment, Farm owning, Business/trade	Borrowing from family/friends
Marja	Stable employment, Business/trade, Remittances	Taking loans/buying on credit, Borrowing from family/friends
Mustafawiyyeh	Farm owning, Business/trade	Borrowing from family/friends
Mzeireb	Stable employment, High risk/illegal work	High risk/illegal work, Skipping meals, Reducing meal size

Livelihoods

Sub-district	Most common source of income	Most common strategies used to cope with lack of income / resources
Lower Sweidiyeh	Stable employment, Farm owning, Remittances	Borrowing from family/friends
Maabada	Stable employment, Farm owning, Business/trade	Borrowing from family/friends
Marja	Stable employment, Business/trade, Remittances	Taking loans/buying on credit, Borrowing from family/friends
Mustafawiyyeh	Farm owning, Business/trade	Borrowing from family/friends
Mzeireb	Stable employment, High risk/illegal work	High risk/illegal work, Skipping meals, Reducing meal size

Sub-district	Most common strategies used to cope with a lack of fuel
Lower Sweidiyeh	No lack of fuel
Maabada	No lack of fuel
Mustafawiyyeh	No lack of fuel
Marja	No lack of fuel
Mzeireb	No lack of fuel

Al Malikeyyeh 3/6, Al Hasakeh Governorate

June 2017

WASH

Most common water source

Status of water source

- Water is safe to drink
- Water tastes/smells bad
- People sick after drinking
- No information

Sufficiency of available water to meet household needs

- Sufficient
- Insufficient
- No information

Most common method of garbage disposal

Lower Sweidiyeh

- Closed well
- Public free collection

Maabada

- Network
- Disposed at designated site

Marja

- Closed well
- Disposed at designated site

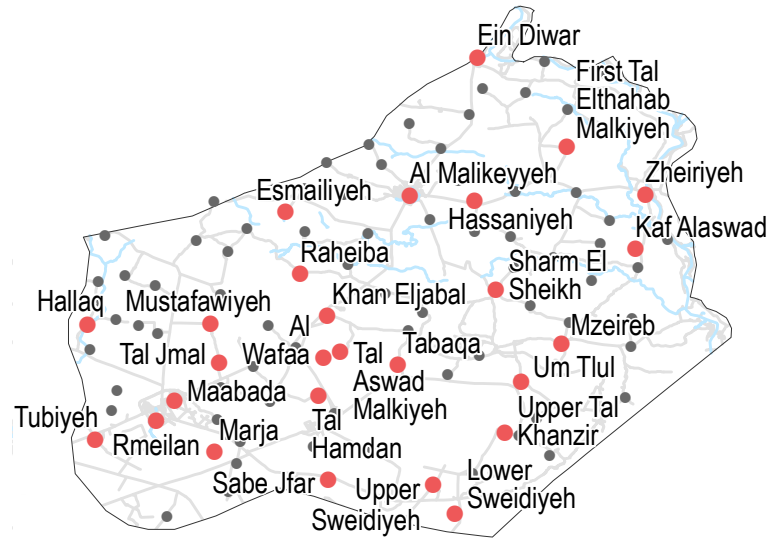
Mustafawiyyeh

- Network
- Disposed at designated site

Mzeireb

- Closed well
- Buried / burned

• 27/98 communities assessed (10 communities are shown on the previous two factsheets, 12 communities are shown on the next three factsheets): Lower Sweidiyeh, Maabada, Marja, Mustafawiyyeh, Mzeireb



Education

Status of primary schools in village

- Functioning
- Not functioning
- Not available
- No information

Barriers to accessing education services

Lower Sweidiyeh

Lack of teaching staff
Parents do not approve of curriculum
Curriculum not available in appropriate language

Maabada

Most children accessed education

Marja

Unsafe route to services
Parents do not approve of curriculum
Curriculum not available in appropriate language

Mustafawiyyeh

Most children accessed education

Mzeireb

Most children accessed education

Health

Most common health problems

Most common barriers to accessing healthcare

Lower Sweidiyeh

Chronic diseases
Maternal health issues
Malnutrition

No facilities in the area
Services are too expensive

Maabada

Chronic diseases
Maternal health issues
Severe diseases affecting those aged less than 5

Old age

Marja

Disabilities
Chronic diseases
Pregnancy related diseases

No facilities in the area
High cost of transportation
Services are too expensive

Mustafawiyyeh

Chronic diseases
Symptoms of psychological trauma

No facilities in the area
High cost of transportation

Mzeireb

Diarrhoea
Maternal health issues
Severe diseases affecting those aged less than 5

No facilities in the area
High cost of transportation
Lack of transportation

Food Security

Lower Sweidiyeh

Bread: no info
 Rice: 400 SYP
 Lentils: 350 SYP
 Sugar: 700 SYP
 Cooking oil: 900 SYP

Shops

Flour too expensive

Private bakeries unavailable

Maabada

Bread: 100 SYP
 Rice: 450 SYP
 Lentils: 500 SYP
 Sugar: 400 SYP
 Cooking oil: 500 SYP

Public bakeries

No difficulties reported

0

Marja

Bread: no info
 Rice: 560 SYP
 Lentils: 400 SYP
 Sugar: 400 SYP
 Cooking oil: 600 SYP

Shops

High price of yeast
 Flour not always available

Private bakeries unavailable

Mustafawiyyeh

Bread: 60 SYP
 Rice: no info
 Lentils: no info
 Sugar: no info
 Cooking oil: no info

Public bakeries

Yeast not always available
 Flour not always available
 Wheat not always available

Private bakeries unavailable

Mzeireb

Bread: 60 SYP
 Rice: 550 SYP
 Lentils: 500 SYP
 Sugar: 650 SYP
 Cooking oil: 700 SYP

Shops

No difficulties reported

Private bakeries unavailable

Main challenges to obtaining food

- No challenges
- Some foods unavailable
- Local production decreased
- Lack of access to markets
- Some foods expensive
- Lack of resources to buy food
- Lack of access to fuel
- Cooking fuel unavailable
- No information

Bread (public): 1 pack
Rice: 1kg
Lentils: 1kg
Sugar: 1kg
Cooking oil: 1 litre

Access to bread

- Most common source of bread
- Most common barriers to accessing bread
- Number of days, per month, where bread from private bakeries was unavailable

Al Malikeyyeh 4/6, Al Hasakeh Governorate

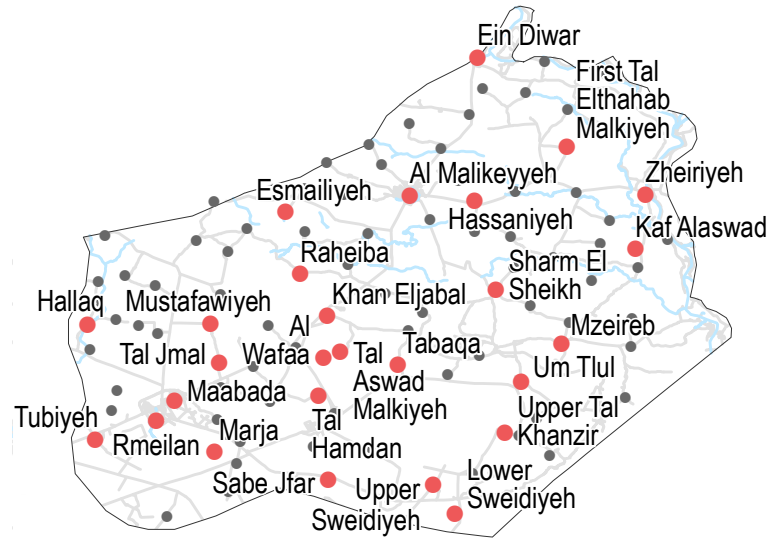
June 2017

Displacement

- % of pre-conflict population remaining
- % of population that are female
- % of female-headed households
- IDPs living in village
- New IDP arrivals
- Returnees

Community	% of pre-conflict population remaining	% of population that are female	% of female-headed households	IDPs living in village	New IDP arrivals	Returnees
Raheiba	26-50%	1-25%	1-25%	Yes	No info	No
Sabe Jfar	76-100%	1-25%	1-25%	Yes	No info	No
Sharm El Sheikh	51-75%	26-50%	1-25%	Yes	No info	No
Tabaqa	51-75%	51-75%	1-25%	Yes	No info	No
Tal Aswad Malkiyeh	51-75%	1-25%	1-25%	Yes	No info	Yes

• 27/98 communities assessed (15 communities are shown on the previous three factsheets, 7 communities are shown on the next two factsheets): Raheiba, Sabe Jfar, Sharm El Sheikh, Tabaqa, Tal Aswad Malkiyeh



NFIs

Community	Light source	Water	Sanitation
Raheiba	B 2800 SYP	NA	NA
Tabaqa	B NA	NA	NA
Sabe Jfar	B 2200 SYP	NA	NA
Tal Aswad Malkiyeh	B 2000 SYP	NA	NA
Sharm El Sheikh	B NA	NA	NA

- Most common electricity source
- Main network
 - Generator
 - No source
 - Solar alternative
 - No information
- Fuel Prices (SYP)*
- B** Butane (cannister)
 - C** Coal (1kg)
 - D** Diesel (1 litre)
 - F** Firewood (tonne)
- NFI Prices (SYP)*
- Cement (50kg)
 - Floor mat (3*4m)
 - Plastic tarpaulin (1m²)
 - Tent (5 persons)
- NA: not available for purchase

Shelter

- Most common shelter
- Independent apartment or house
 - Shared apartment or house
 - Unfinished apartment or house
 - Tent
 - Private space not for shelter
 - Cave/natural shelter
 - Collective public space not for shelter
 - No IDPs
 - No information
- Min - Max: rent paid per room (where known)

Community	Independent apartment or house	Shared apartment or house	Unfinished apartment or house	Tent	Private space not for shelter	Cave/natural shelter	Collective public space not for shelter	No IDPs	No information
Raheiba	NDPs	IDPs	No info	No info	No info	No info	No info	No info	No info
Sabe Jfar	NDPs	IDPs	No info	No info	No info	No info	No info	No info	No info
Sharm El Sheikh	NDPs	IDPs	No info	No info	No info	No info	No info	No info	No info
Tabaqa	NDPs	IDPs	No info	No info	No info	No info	No info	No info	No info
Tal Aswad Malkiyeh	NDPs	IDPs	No info	No info	No info	No info	No info	No info	No info

Livelihoods

- Most common source of income
- Most common strategies used to cope with lack of income / resources

Community	Most common source of income	Most common strategies used to cope with lack of income / resources
Raheiba	Farm owning Remittances	Borrowing from family/friends Reducing meal size
Sabe Jfar	Stable employment Farm owning Remittances	Skipping meals Reducing meal size
Sharm El Sheikh	Daily employment Farm owning Remittances	Borrowing from family/friends
Tabaqa	Daily employment Business/trade	Borrowing from family/friends
Tal Aswad Malkiyeh	Daily employment Sale of household assets Business/trade	Borrowing from family/friends Selling household assets Reducing meal size

Community	Most common strategies used to cope with a lack of fuel
Raheiba	Burning furniture in use Burning clothes
Sabe Jfar	No lack of fuel
Tabaqa	Burning productive assets
Sharm El Sheikh	Burning productive assets
Tal Aswad Malkiyeh	No lack of fuel

Al Malikeyyeh 4/6, Al Hasakeh Governorate

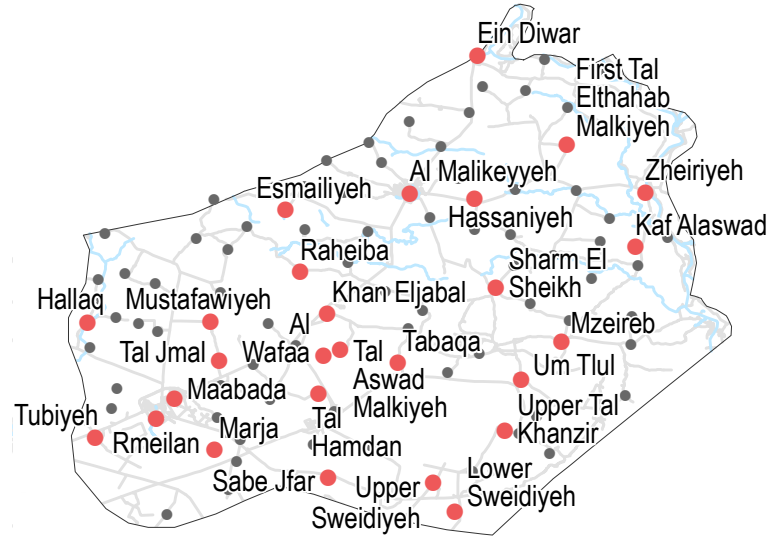
June 2017

WASH

- Most common water source**
- Water is safe to drink
 - Water tastes/smells bad
 - People sick after drinking
 - No information
- Sufficiency of available water to meet household needs**
- Sufficient
 - Insufficient
 - No information
- Most common method of garbage disposal**
- Disposed at designated site
 - Left in street / public area
 - No information

- Raheiba**
- Network
 - Disposed at designated site
- Sabe Jfar**
- Network
 - Left in street / public area
- Sharm El Sheikh**
- Closed well
 - Public free collection
- Tabaqa**
- Network
 - Public free collection
- Tal Aswad Malkiyeh**
- Network
 - Left in street / public area

• 27/98 communities assessed (15 communities are shown on the previous three factsheets, 7 communities are shown on the next two factsheets): Raheiba, Sabe Jfar, Sharm El Sheikh, Tabaqa, Tal Aswad Malkiyeh



Education

- Status of primary schools in village**
- Functioning
 - Not functioning
 - Not available
 - No information
- Barriers to accessing education services**
- Most children accessed education
 - Most common barriers to accessing bread

- Sharm El Sheikh**
- Most children accessed education
- Tabaqa**
- Most children accessed education
- Tal Aswad Malkiyeh**
- Most children accessed education

Raheiba
Parents do not approve of curriculum

Sabe Jfar
Most children accessed education

Health

- Most common health problems
- Most common barriers to accessing healthcare

Community	Most common health problems	Most common barriers to accessing healthcare
Raheiba	Chronic diseases Acute respiratory infections Symptoms of psychological trauma	No facilities in the area High cost of transportation Services are too expensive
Sabe Jfar	Diarrhoea Maternal health issues Acute respiratory infections	No facilities in the area High cost of transportation Services are too expensive
Sharm El Sheikh	Chronic diseases Acute respiratory infections Symptoms of psychological trauma	No facilities in the area High cost of transportation Services are too expensive
Tabaqa	Chronic diseases Symptoms of psychological trauma	No facilities in the area High cost of transportation
Tal Aswad Malkiyeh	Disabilities Chronic diseases Severe diseases affecting those aged less than 5	No facilities in the area High cost of transportation Services are too expensive

Food Security

- Raheiba**
- Bread: 150 SYP
 - Rice: no info
 - Lentils: 500 SYP
 - Sugar: 500 SYP
 - Cooking oil: 650 SYP
 - Shops
 - High price of flour
 - Flour not always available
 - Private bakeries unavailable
- Sabe Jfar**
- Bread: no info
 - Rice: 500 SYP
 - Lentils: 500 SYP
 - Sugar: 450 SYP
 - Cooking oil: 700 SYP
 - Shops
 - No difficulties reported
 - Private bakeries unavailable
- Sharm El Sheikh**
- Bread: no info
 - Rice: 460 SYP
 - Lentils: 500 SYP
 - Sugar: 450 SYP
 - Cooking oil: no info
 - Shops
 - High price of flour
 - Flour not always available
 - High price of electricity/fuel
 - Private bakeries unavailable
- Tabaqa**
- Bread: 125 SYP
 - Rice: no info
 - Lentils: no info
 - Sugar: no info
 - Cooking oil: no info
 - Public bakeries
 - High price of wheat
 - Yeast not always available
 - Private bakeries unavailable
- Tal Aswad Malkiyeh**
- Bread: no info
 - Rice: 400 SYP
 - Lentils: 250 SYP
 - Sugar: 350 SYP
 - Cooking oil: 700 SYP
 - Shops
 - High price of flour
 - Flour not always available
 - High price of wheat
 - 21 or more
- Main challenges to obtaining food**
- No challenges
 - Some foods unavailable
 - Local production decreased
 - Lack of access to markets
 - Some foods expensive
 - Lack of resources to buy food
 - Lack of access to fuel
 - Cooking fuel unavailable
 - No information
- Access to bread**
- Bread (public): 1 pack
 - Rice: 1kg
 - Lentils: 1kg
 - Sugar: 1kg
 - Cooking oil: 1 litre
 - Most common source of bread
 - Most common barriers to accessing bread
 - Number of days, per month, where bread from private bakeries was unavailable

Al Malikeyyeh 5/6, Al Hasakeh Governorate

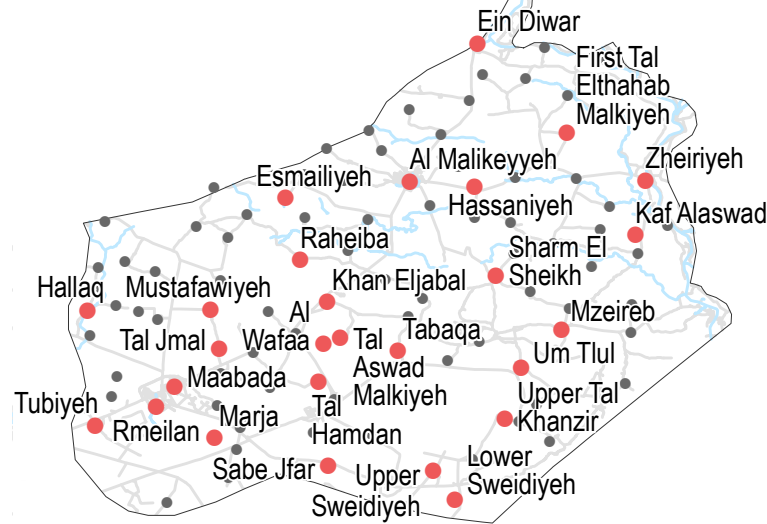
June 2017

Displacement

- % of pre-conflict population remaining
- % of population that are female
- % of female-headed households
- IDPs living in village
- New IDP arrivals
- Returnees

Sub-district	% of pre-conflict population remaining	% of population that are female	% of female-headed households	IDPs living in village	New IDP arrivals	Returnees
Tal Hamdan	51-75%	1-25%	1-25%	Yes	No info	No
Tal Jmal	51-75%	51-75%	1-25%	Yes	No info	No
Tubiyeh	76-100%	51-75%	26-50%	Yes	No info	No
Um Tlul	51-75%	26-50%	None	Yes	No info	No
Upper Sweidiyeh	51-75%	26-50%	1-25%	Yes	No info	No

• 27/98 communities assessed (20 communities are shown on the previous 4 factsheets, 2 communities are shown on the next factsheet):
Tal Hamdan, Tal Jmal, Tubiyeh, Um Tlul, Upper Sweidiyeh



NFIs

Sub-district	Lightbulb (Main network)	Generator	No source	Solar alternative
Tal Hamdan	B 3500 SYP	NA	NA	NA
Um Tlul	B 2700 SYP	NA	NA	NA
Tal Jmal	B NA	NA	NA	NA
Upper Sweidiyeh	B 2500 SYP	NA	NA	NA
Tubiyeh	B NA	2000 SYP	NA	NA

- Most common electricity source
- Main network
 - Generator
 - No source
 - Solar alternative
 - No information
- Fuel Prices (SYP)*
- B** Butane (cannister)
 - C** Coal (1kg)
 - D** Diesel (1 litre)
 - F** Firewood (tonne)
- NFI Prices (SYP)*
- Cement (50kg)
 - Floor mat (3*4m)
 - Plastic tarpaulin (1m²)
 - Tent (5 persons)
- NA: not available for purchase

Shelter

- Most common shelter
- Independent apartment or house
 - Shared apartment or house
 - Unfinished apartment or house
 - Tent
 - Private space not for shelter
 - Cave/natural shelter
 - Collective public space not for shelter
 - No IDPs
 - No information
- Min - Max: rent paid per room (where known)

Sub-district	NDPs	IDPs
Tal Hamdan		
Tal Jmal		
Tubiyeh		
Um Tlul		
Upper Sweidiyeh		

Livelihoods

- Most common source of income
- Most common strategies used to cope with lack of income / resources

Sub-district	Most common source of income	Most common strategies used to cope with lack of income / resources
Tal Hamdan	Stable employment Business/trade	Skipping meals Reducing meal size
Tal Jmal	Farm owning Business/trade	Borrowing from family/friends
Tubiyeh	Daily employment Farm owning Business/trade	Borrowing from family/friends
Um Tlul	Daily employment Farm owning Business/trade	Taking loans/buying on credit Reducing meal size
Upper Sweidiyeh	Business / trade	Skipping meals Reducing meal size

- Tal Hamdan**
No lack of fuel
- Tal Jmal**
No lack of fuel
- Um Tlul**
No lack of fuel
- Tubiyeh**
Burning clothes
- Upper Sweidiyeh**
No lack of fuel

Al Malikeyyeh 5/6, Al Hasakeh Governorate

June 2017

WASH

- Most common water source**
- Water is safe to drink
 - Water tastes/smells bad
 - People sick after drinking
 - No information
- Sufficiency of available water to meet household needs**
- Sufficient
 - Insufficient
 - No information
- Most common method of garbage disposal**
- Left in street / public area
 - Disposed at designated site
 - Private paid collection

Tal Hamdan

- Network
- Left in street / public area

Tal Jmal

- Network
- Disposed at designated site

Tubiyeh

- Network
- Disposed at designated site

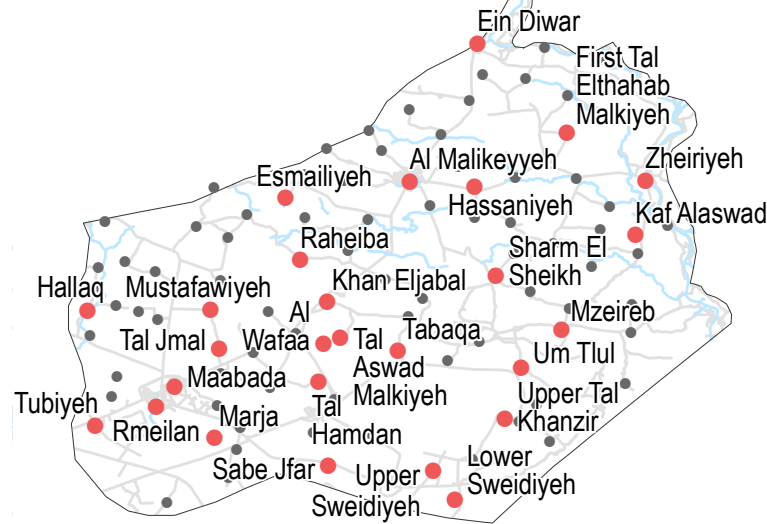
Um Tlul

- Closed well
- Left in street / public area

Upper Sweidiyeh

- Closed well
- Private paid collection

- 27/98 communities assessed (20 communities are shown on the previous 4 factsheets, 2 communities are shown on the next factsheet): Tal Hamdan, Tal Jmal, Tubiyeh, Um Tlul, Upper Sweidiyeh



Education

- Status of primary schools in village**
- Functioning
 - Not functioning
 - Not available
 - No information
- Barriers to accessing education services**
- Most children accessed education

Tubiyeh

Most children accessed education

Um Tlul

Most children accessed education

Tal Hamdan

Most children accessed education

Upper Sweidiyeh

Most children accessed education

Tal Jmal

Most children accessed education

Health

- Most common health problems**
- Disabilities
 - Chronic diseases
 - Acute respiratory infections

- Most common barriers to accessing healthcare**
- No facilities in the area
 - High cost of transportation
 - Services are too expensive

Tal Hamdan

- Disabilities
- Chronic diseases
- Acute respiratory infections

- No facilities in the area
- High cost of transportation
- Services are too expensive

Tal Jmal

- Chronic diseases
- Symptoms of psychological trauma

- No facilities in the area
- High cost of transportation

Tubiyeh

- Disabilities
- Diarrhoea
- Chronic diseases

- No facilities in the area
- Services are too expensive

Um Tlul

- Chronic diseases
- Acute respiratory infections
- Malnutrition

- No facilities in the area
- High cost of transportation
- Services are too expensive

Upper Sweidiyeh

- Diarrhoea
- Malnutrition
- Severe diseases affecting those aged less than 5

- Old age
- Services are too expensive

Food Security

Tal Hamdan

- Bread: 65 SYP
- Rice: 400 SYP
- Lentils: 400 SYP
- Sugar: 550 SYP
- Cooking oil: 700 SYP
- Shops
- No difficulties reported
- Private bakeries unavailable

Tal Jmal

- Bread: 50 SYP
- Rice: 500 SYP
- Lentils: 200 SYP
- Sugar: 600 SYP
- Cooking oil: 500 SYP
- Public bakeries
- Wheat not always available
- Yeast not always available
- 21 or more

Tubiyeh

- Bread: 110 SYP
- Rice: 700 SYP
- Lentils: 500 SYP
- Sugar: 450 SYP
- Cooking oil: 650 SYP
- Public bakeries
- High price of flour
- Flour not always available
- High price of wheat
- 1 to 10

Um Tlul

- Bread: no info
- Rice: 700 SYP
- Lentils: 500 SYP
- Sugar: 500 SYP
- Cooking oil: 750 SYP
- Shops
- No difficulties reported
- Private bakeries unavailable

Upper Sweidiyeh

- Bread: no info
- Rice: 450 SYP
- Lentils: 400 SYP
- Sugar: 400 SYP
- Cooking oil: 600 SYP
- Private bakeries
- No difficulties reported
- 0

Main challenges to obtaining food

- No challenges
- Some foods unavailable
- Local production decreased
- Lack of access to markets
- Some foods expensive
- Lack of resources to buy food
- Lack of access to fuel
- Cooking fuel unavailable
- No information

- Bread (public): 1 pack
- Rice: 1kg
- Lentils: 1kg
- Sugar: 1kg
- Cooking oil: 1 litre

Access to bread

- Most common source of bread
- Most common barriers to accessing bread
- Number of days, per month, where bread from private bakeries was unavailable

Al Malikeyyeh 6/6, Al Hasakeh Governorate

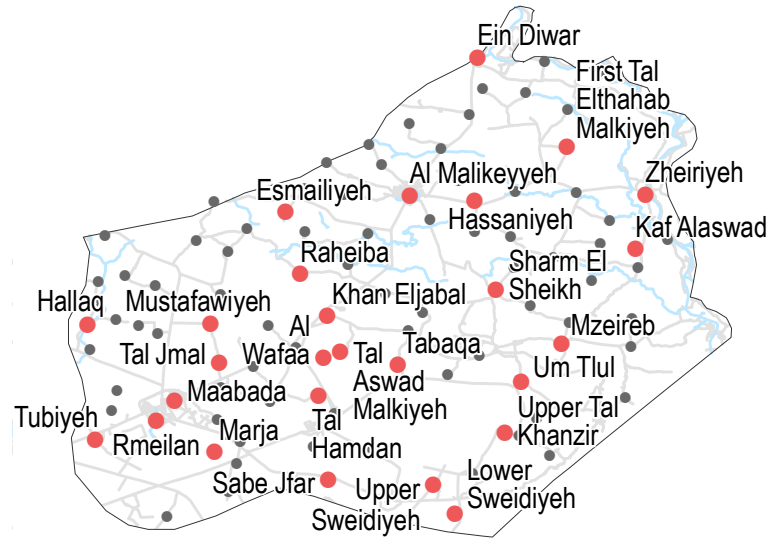
June 2017

Displacement

- % of pre-conflict population remaining
- % of population that are female
- % of female-headed households
- IDPs living in village
- New IDP arrivals
- Returnees

Upper Tal Khanzir		
51-75%	26-50%	1-25%
Yes	No info	No
Zheiriyeh		
76-100%	26-50%	1-25%
Yes	No info	No

• 27/98 communities assessed (25 communities are shown on the previous five factsheets): Upper Tal Khanzir, Zheiriyeh



NFIs

Upper Tal Khanzir

- B** NA NA
- C** NA NA
- D** NA NA
- F** NA NA

Zheiriyeh

- B** NA NA
- C** NA NA
- D** NA NA
- F** NA NA

- Most common electricity source
- Main network
 - Generator
 - No source
 - Solar alternative
 - No information
- Fuel Prices (SYP)*
- B** Butane (cannister)
 - C** Coal (1kg)
 - D** Diesel (1 litre)
 - F** Firewood (tonne)
- NFI Prices (SYP)*
- Cement (50kg)
 - Floor mat (3*4m)
 - Plastic tarpaulin (1m²)
 - Tent (5 persons)
- NA: not available for purchase

Shelter

- Most common shelter
- Independent apartment or house
 - Shared apartment or house
 - Unfinished apartment or house
 - Tent
 - Private space not for shelter
 - Cave/natural shelter
 - Collective public space not for shelter
 - No IDPs
 - No information
- Min - Max: rent paid per room (where known)

Upper Tal Khanzir

- NDPs IDPs
- No info

Zheiriyeh

- NDPs IDPs
- No info

Livelihoods

\$ Most common source of income

Upper Tal Khanzir

- Stable employment
- Support from family/friends
- Remittances

Most common strategies used to cope with lack of income / resources

- Taking loans/buying on credit
- Skipping meals
- Reducing meal size

Zheiriyeh

- Stable employment
- Remittances

- Taking loans/buying on credit
- Skipping meals
- Reducing meal size

Upper Tal Khanzir

No lack of fuel

Zheiriyeh

No lack of fuel

Most common strategies used to cope with a lack of fuel

Al Malikeyyeh 6/6, Al Hasakeh Governorate

June 2017

WASH

- Most common water source**
- Water is safe to drink
 - Water tastes/smells bad
 - People sick after drinking
 - No information
- Sufficiency of available water to meet household needs**
- Sufficient
 - Insufficient
 - No information
- Most common method of garbage disposal**
- Public free collection
 - Private paid collection

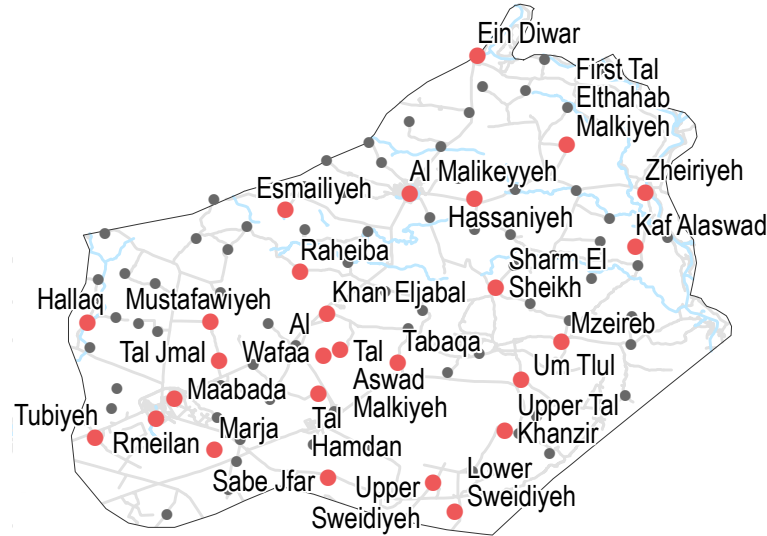
Upper Tal Khanzir

- Closed well
- Public free collection

Zheiriyeh

- Network
- Private paid collection

• 27/98 communities assessed (25 communities are shown on the previous five factsheets): Upper Tal Khanzir, Zheiriyeh



Food Security

Upper Tal Khanzir

- Bread: no info
- Rice: no info
- Lentils: no info
- Sugar: no info
- Cooking oil: no info
- Shops
- No difficulties reported
- Private bakeries unavailable

Zheiriyeh

- Bread: no info
- Rice: no info
- Lentils: no info
- Sugar: no info
- Cooking oil: no info
- Shops
- No difficulties reported
- Private bakeries unavailable

Main challenges to obtaining food

- No challenges
- Some foods unavailable
- Local production decreased
- Lack of access to markets
- Some foods expensive
- Lack of resources to buy food
- Lack of access to fuel
- Cooking fuel unavailable
- No information

Bread (public): 1 pack
Rice: 1kg
Lentils: 1kg
Sugar: 1kg
Cooking oil: 1 litre

Access to bread

- Most common source of bread
- Most common barriers to accessing bread
- Number of days, per month, where bread from private bakeries was unavailable

Education

- Status of primary schools in village**
- Functioning
 - Not functioning
 - Not available
 - No information
- Barriers to accessing education services**

Upper Tal Khanzir
Most children accessed education

Zheiriyeh
Most children accessed education

Health

- Most common health problems
- Most common barriers to accessing healthcare

Upper Tal Khanzir

Chronic diseases
Maternal health issues
Severe diseases affecting those aged less than 5

No facilities in the area
Services are too expensive

Zheiriyeh

Chronic diseases
Maternal health issues
Severe diseases affecting those aged less than 5

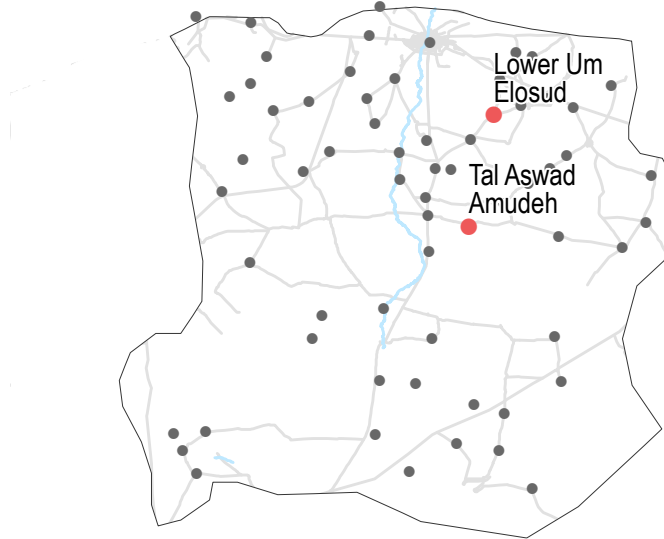
No facilities in the area
High cost of transportation
Services are too expensive

Displacement

- % of pre-conflict population remaining
- % of population that are female
- % of female-headed households
- IDPs living in village
- New IDP arrivals
- Returnees

Lower Um Elosud			
76-100%	26-50%	1-25%	
Yes	No info	No	
Tal Aswad Amudeh			
26-50%	1-25%	1-25%	
Yes	No info	No	

• 2/60 communities assessed : Lower Um Elosud, Tal Aswad Amudeh



Shelter

- Independent apartment or house
 - Shared apartment or house
 - Unfinished apartment or house
 - Tent
 - Private space not for shelter
 - Cave/natural shelter
 - Collective public space not for shelter
 - No IDPs
 - No information
- Min - Max: rent paid per room (where known)

Lower Um Elosud	
NDPs	IDPs
No info	

Tal Aswad Amudeh	
NDPs	IDPs
3500 - 5000 SYP	

Livelihoods

Most common source of income

Most common strategies used to cope with lack of income / resources

Lower Um Elosud

Stable employment
Daily employment
Business/trade

Borrowing from family/friends

Tal Aswad Amudeh

Business / trade

Skipping meals
Reducing meal size

NFIs

Lower Um Elosud

B NA	NA
C NA	NA
D NA	NA
F NA	NA

Tal Aswad Amudeh

B NA	NA
C NA	NA
D NA	NA
F NA	NA

Most common electricity source

- Main network
- Generator
- No source
- Solar alternative
- No information

Fuel Prices (SYP)*

- B** Butane (cannister)
- C** Coal (1kg)
- D** Diesel (1 litre)
- F** Firewood (tonne)

NFI Prices (SYP)*

- Cement (50kg)
- Floor mat (3*4m)
- Plastic tarpaulin (1m²)
- Tent (5 persons)

NA: not available for purchase

Lower Um Elosud

No lack of fuel

Tal Aswad Amudeh

No lack of fuel

Most common strategies used to cope with a lack of fuel

WASH

- Most common water source
- Status of water source
- Water is safe to drink
 - Water tastes/smells bad
 - People sick after drinking
 - No information
- Sufficiency of available water to meet household needs
- Sufficient
 - Insufficient
 - No information
- Most common method of garbage disposal

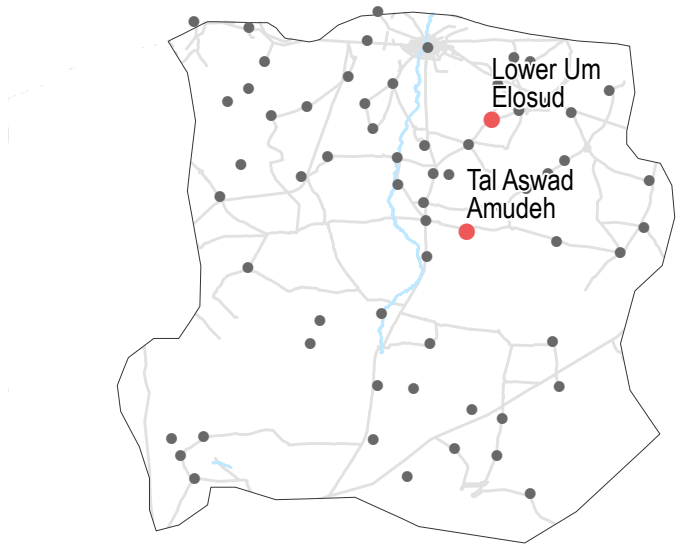
Lower Um Elosud

- Closed well
- Disposed at designated site

Tal Aswad Amudeh

- Network
- Buried / burned

• 2/60 communities assessed : Lower Um Elosud, Tal Aswad Amudeh



Food Security

Lower Um Elosud

- Homemade
 - No difficulties reported
 - Private bakeries unavailable
- Bread: no info
 Rice: no info
 Lentils: no info
 Sugar: no info
 Cooking oil: no info

Tal Aswad Amudeh

- Shops
 - No difficulties reported
 - Private bakeries unavailable
- Bread: 80 SYP
 Rice: 650 SYP
 Lentils: 500 SYP
 Sugar: 875 SYP
 Cooking oil: 600 SYP

Main challenges to obtaining food

- No challenges
 - Some foods unavailable
 - Local production decreased
 - Lack of access to markets
 - Some foods expensive
 - Lack of resources to buy food
 - Lack of access to fuel
 - Cooking fuel unavailable
 - No information
- Bread (public): 1 pack
 Rice: 1kg
 Lentils: 1kg
 Sugar: 1kg
 Cooking oil: 1 litre

Access to bread

- Most common source of bread
- Most common barriers to accessing bread
- Number of days, per month, where bread from private bakeries was unavailable

Education

- Status of primary schools in village
- Functioning
 - Not functioning
 - Not available
 - No information
- Barriers to accessing education services

Lower Um Elosud
 Most children accessed education

Tal Aswad Amudeh
 Lack of teaching staff

Health

Most common health problems

Most common barriers to accessing healthcare

Lower Um Elosud

- Diarrhoea
- Maternal health issues
- Acute respiratory infections

- No facilities in the area
- High cost of transportation
- Lack of transportation

Tal Aswad Amudeh

- Pregnancy related diseases
- Severe diseases affecting those aged less than 5

- No facilities in the area
- Services are too expensive

Be'r Al Hulo Al Wardeyyeh, Al Hasakeh Governorate

June 2017

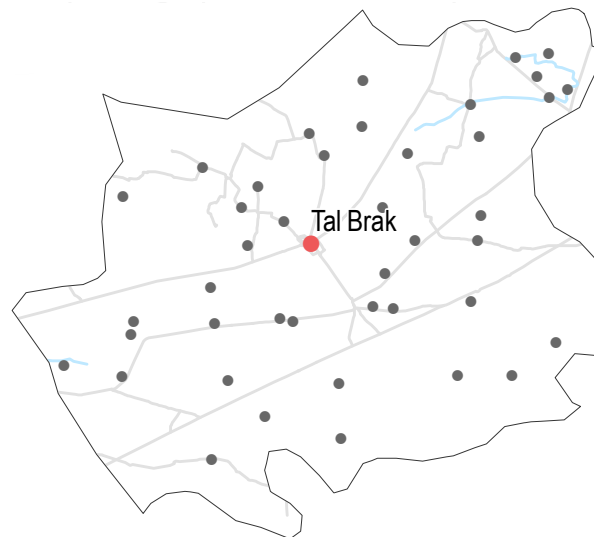
Displacement

- % of pre-conflict population remaining
- % of population that are female
- % of female-headed households
- IDPs living in village
- New IDP arrivals
- Returnees

Tal Brak

- 76-100%
- 26-50%
- 1-25%
- Yes
- No info
- No

• 1/40 community assessed : Tal Brak



NFIs

Tal Brak

- B** 2400 SYP 3300 SYP
- C** NA 7000 SYP
- D** 105 SYP NA
- F** NA NA

Most common electricity source

- Main network
- Generator
- No source
- Solar alternative
- No information

Fuel Prices (SYP)*

- B** Butane (cannister)
- C** Coal (1kg)
- D** Diesel (1 litre)
- F** Firewood (tonne)

NFI Prices (SYP)*

- Cement (50kg)
- Floor mat (3*4m)
- Plastic tarpaulin (1m²)
- Tent (5 persons)

NA: not available for purchase

Shelter

- Independent apartment or house
 - Shared apartment or house
 - Unfinished apartment or house
 - Tent
 - Private space not for shelter
 - Cave/natural shelter
 - Collective public space not for shelter
 - No IDPs
 - No information
- Min - Max: rent paid per room (where known)

Tal Brak

- NDPs
- IDPs
- 4000 - 6000 SYP

Livelihoods

Most common source of income

- Tal Brak
- Stable employment
- Farm owning
- Business/trade

Most common strategies used to cope with lack of income / resources

- Tal Brak
- Skipping meals
- Reducing meal size

Tal Brak

- No lack of fuel

Most common strategies used to cope with a lack of fuel

Be'r Al Hulo Al Wardeyyeh, Al Hasakeh Governorate

June 2017

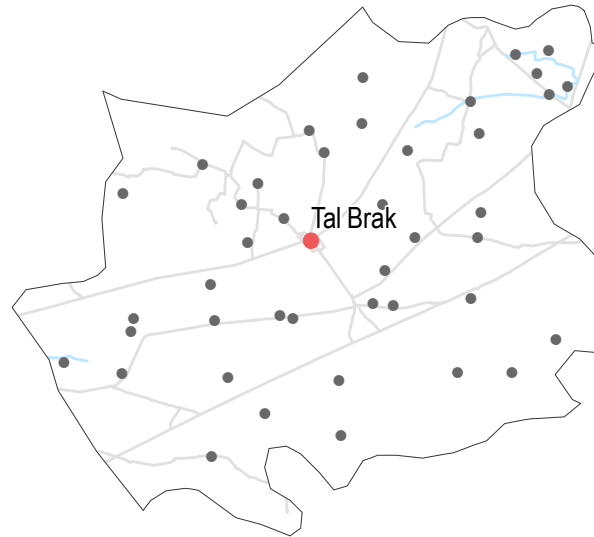
WASH

- Most common water source
- Status of water source
 - Water is safe to drink
 - Water tastes/smells bad
 - People sick after drinking
 - No information
- Sufficiency of available water to meet household needs
 - Sufficient
 - Insufficient
 - No information
- Most common method of garbage disposal

Tal Brak

- Network
- Public free collection

• 1/40 community assessed : Tal Brak



Food Security

Tal Brak

- Bread: 80 SYP
- Rice: 600 SYP
- Lentils: 550 SYP
- Sugar: 600 SYP
- Cooking oil: 750 SYP
- Public bakeries
- No difficulties reported
- 0

Main challenges to obtaining food

- No challenges
- Some foods unavailable
- Local production decreased
- Lack of access to markets
- Some foods expensive
- Lack of resources to buy food
- Lack of access to fuel
- Cooking fuel unavailable
- No information
- Bread (public): 1 pack
- Rice: 1kg
- Lentils: 1 kg
- Sugar: 1kg
- Cooking oil: 1 litre

Access to bread

- Most common source of bread
- Most common barriers to accessing bread
- Number of days, per month, where bread from private bakeries was unavailable

Education

- Status of primary schools in village
 - Functioning
 - Not functioning
 - Not available
 - No information
- Barriers to accessing education services

Tal Brak

Most children accessed education

Health

- Most common health problems
 - Acute respiratory infections
 - Fever
 - Severe diseases affecting those aged less than 5
- Most common barriers to accessing healthcare
 - No difficulties reported

Tal Brak

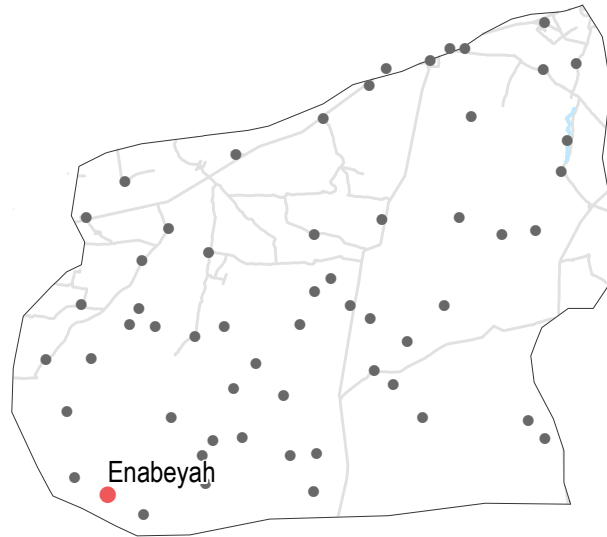
Displacement

- % of pre-conflict population remaining
- % of population that are female
- % of female-headed households
- IDPs living in village
- New IDP arrivals
- Returnees

Enabeyah

- 51-75%
- 26-50%
- 1-25%
- Yes
- No info
- No

• 1/56 community assessed : Enabeyah



NFIs

Enabeyah

- B** 2500 SYP NA
- C** NA NA
- D** NA NA
- F** NA NA

- Most common electricity source
- Main network
- Generator
- No source
- Solar alternative
- No information
- Fuel Prices (SYP)*
- B** Butane (cannister)
- C** Coal (1kg)
- D** Diesel (1 litre)
- F** Firewood (tonne)
- NFI Prices (SYP)*
- Cement (50kg)
- Floor mat (3*4m)
- Plastic tarpaulin (1m²)
- Tent (5 persons)
- NA: not available for purchase

Shelter

- Most common shelter
- Independent apartment or house
- Shared apartment or house
- Unfinished apartment or house
- Tent
- Private space not for shelter
- Cave/natural shelter
- Collective public space not for shelter
- No IDPs
- No information
- Min - Max: rent paid per room (where known)

Enabeyah

- NDPs
- IDPs
- No info

Livelihoods

Most common source of income

Most common strategies used to cope with lack of income / resources

Enabeyah

- Stable employment
- Business/trade
- Support from family/friends

Borrowing from family/friends


Enabeyah

No lack of fuel

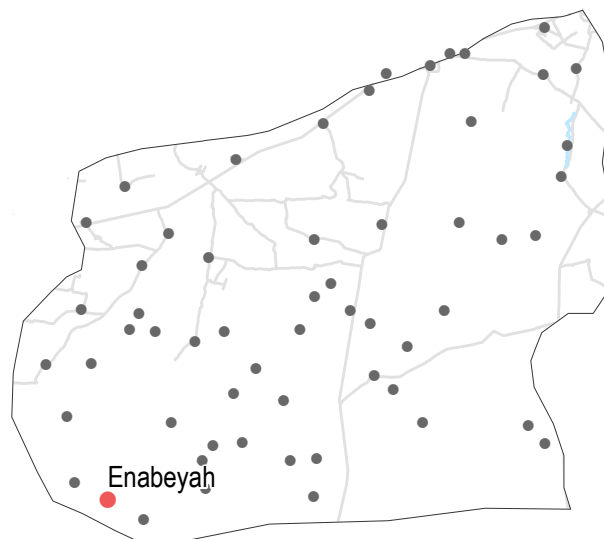
Most common strategies used to cope with a lack of fuel

WASH

- Most common water source
- Status of water source
- Water is safe to drink
 - Water tastes/smells bad
 - People sick after drinking
 - No information
- Sufficiency of available water to meet household needs
- Sufficient
 - Insufficient
 - No information
- Most common method of garbage disposal



• 1/56 community assessed : Enabeyah



Education

- Status of primary schools in village
- Functioning
 - Not functioning
 - Not available
 - No information
- Barriers to accessing education services

Enabeyah
Most children accessed education

Health

- Enabeyah**
- Most common health problems**
- Chronic diseases
 - Pregnancy related diseases
 - Severe diseases affecting those aged less than 5
- Most common barriers to accessing healthcare**
- No facilities in the area
 - High cost of transportation
 - Services are too expensive

Food Security

Enabeyah

Bread: 115 SYP
Rice: 650 SYP
Lentils: 400 SYP
Sugar: 450 SYP
Cooking oil: 700 SYP

- Public bakeries
- Wheat not always available
- Flour not always available
- Insufficient electricity/fuel
- Private bakeries unavailable

Main challenges to obtaining food

- No challenges
- Some foods unavailable
- Local production decreased
- Lack of access to markets
- Some foods expensive
- Lack of resources to buy food
- Lack of access to fuel
- Cooking fuel unavailable
- No information

Bread (public): 1 pack
Rice: 1kg
Lentils: 1 kg
Sugar: 1kg
Cooking oil: 1 litre

Access to bread

- Most common source of bread
- Most common barriers to accessing bread
- Number of days, per month, where bread from private bakeries was unavailable

Hole, Al Hasakeh Governorate

June 2017

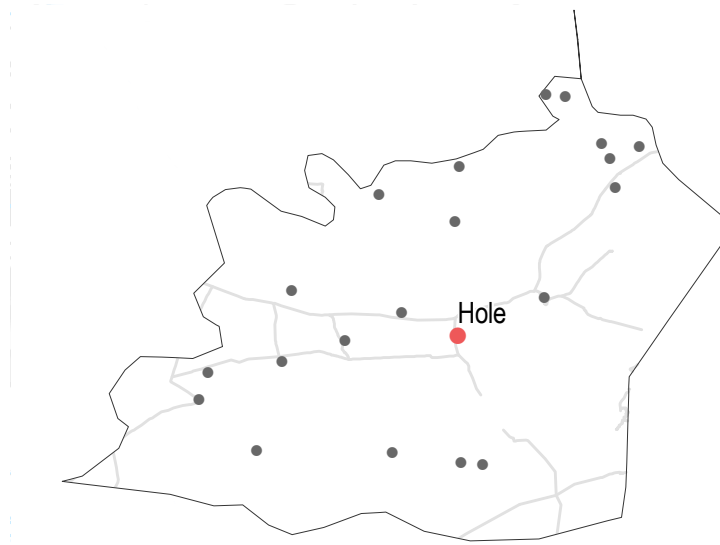
Displacement

- % of pre-conflict population remaining
- % of population that are female
- % of female-headed households
- IDPs living in village
- New IDP arrivals
- Returnees

Hole

- 51-75%
- 26-50%
- 1-25%
- Yes
- No
- No

• 1/18 community assessed : Hole



NFIs

Hole

- B** 2500 SYP 3000 SYP
- C** NA 6500 SYP
- D** 65 SYP NA
- F** NA NA

Most common electricity source

- Main network
- Generator
- No source
- Solar alternative
- No information

Fuel Prices (SYP)*

- B** Butane (cannister)
- C** Coal (1kg)
- D** Diesel (1 litre)
- F** Firewood (tonne)

NFI Prices (SYP)*

- Cement (50kg)
- Floor mat (3*4m)
- Plastic tarpaulin (1m²)
- Tent (5 persons)

NA: not available for purchase

Shelter

- Most common shelter
- Independent apartment or house
- Shared apartment or house
- Unfinished apartment or house
- Tent
- Private space not for shelter
- Cave/natural shelter
- Collective public space not for shelter
- No IDPs
- No information
- Min - Max: rent paid per room (where known)

Hole

- NDPs
- IDPs
- No info

Livelihoods

Most common source of income

- Business trade
- Farm owning
- Support from family/friends

Most common strategies used to cope with lack of income / resources

- Skipping meals
- Reducing size of meals

Hole

No lack of fuel

Most common strategies used to cope with a lack of fuel

Hole, Al Hasakeh Governorate

June 2017

WASH

Most common water source

Status of water source

- Water is safe to drink
- Water tastes/smells bad
- People sick after drinking
- No information

Sufficiency of available water to meet household needs

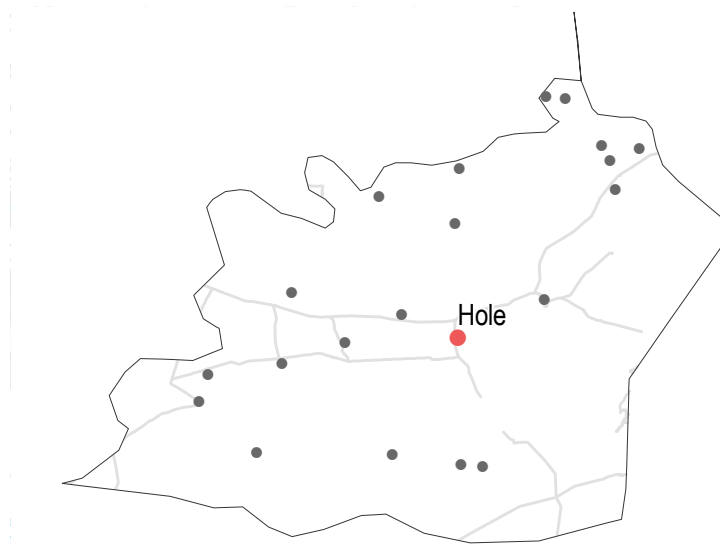
- Sufficient
- Insufficient
- No information

Most common method of garbage disposal

Hole

- Water trucking
- Garbage disposed at designated waste site

• 1/18 community assessed : Hole



Food Security

Hole

- Bread: 75 SYP
- Rice: 550 SYP
- Lentils: 500 SYP
- Sugar: 400 SYP
- Cooking oil: 600 SYP

Public bakeries

No difficulties reported

0

Main challenges to obtaining food

- No challenges
- Some foods unavailable
- Local production decreased
- Lack of access to markets
- Some foods expensive
- Lack of resources to buy food
- Lack of access to fuel
- Cooking fuel unavailable
- No information

Bread (public): 1 pack
Rice: 1kg
Lentils: 1 kg
Sugar: 1kg
Cooking oil: 1 litre

Access to bread

- Most common source of bread
- Most common barriers to accessing bread
- Number of days, per month, where bread from private bakeries was unavailable

Education

Status of primary schools in village

- Functioning
- Not functioning
- Not available
- No information

Barriers to accessing education services

Hole

Most children accessed education

Health

Most common health problems

- Diarrhoea
- Pregnancy related diseases
- Acute respiratory infections

Most common barriers to accessing healthcare

- No facilities in the area
- Services are too expensive
- High cost of transportation

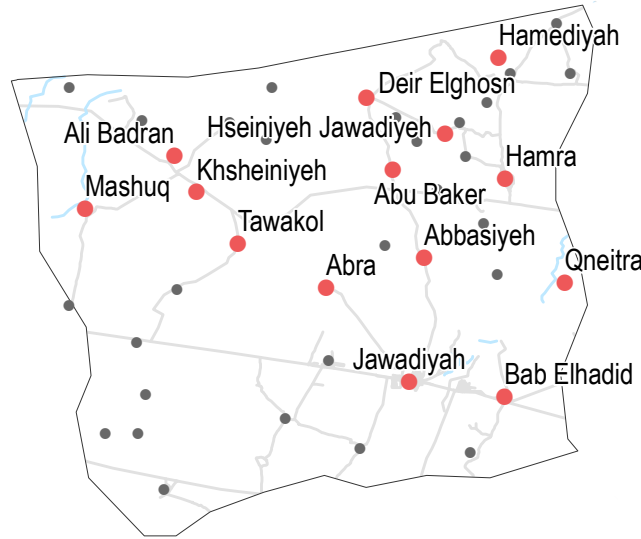
Hole

Displacement

- % of pre-conflict population remaining
- % of population that are female
- % of female-headed households
- IDPs living in village
- New IDP arrivals
- Returnees

Community	% of pre-conflict population remaining	% of population that are female	% of female-headed households	IDPs living in village	New IDP arrivals	Returnees
Abbasiyeh	51-75%	26-50%	None	Yes	No info	No
Abra	51-75%	26-50%	1-25%	Yes	No info	No
Abu Baker	51-75%	26-50%	1-25%	Yes	No info	No
Ali Badran	26-50%	26-50%	1-25%	Yes	No info	No
Bab Elhadid	51-75%	26-50%	1-25%	Yes	No info	Yes

• 14/38 communities assessed (9 communities are shown on the next two factsheets): Abbasiyeh, Abra, Abu Baker, Ali Badran, Bab Elhadid



NFIs

Community	Electricity	Fuel	NFI Prices (SYP)*
Abbasiyeh	B 2300 SYP	C 900 SYP	D 45 SYP
Abra	F NA	F NA	F NA
Abu Baker	B NA	C NA	D NA
Ali Badran	B 2100 SYP	C NA	D 75 SYP
Bab Elhadid	B 2200 SYP	C NA	D NA

- Most common electricity source
- Main network
 - Generator
 - No source
 - Solar alternative
 - No information
- Fuel Prices (SYP)*
- B** Butane (cannister)
 - C** Coal (1kg)
 - D** Diesel (1 litre)
 - F** Firewood (tonne)
- NFI Prices (SYP)*
- Cement (50kg)
 - Floor mat (3*4m)
 - Plastic tarpaulin (1m²)
 - Tent (5 persons)
- NA: not available for purchase

Shelter

- Independent apartment or house
- Shared apartment or house
- Unfinished apartment or house
- Tent
- Private space not for shelter
- Cave/natural shelter
- Collective public space not for shelter
- No IDPs
- No information
- Min - Max: rent paid per room (where known)

Community	Most common shelter	NDPs	IDPs
Abbasiyeh			
Abra			
Abu Baker			
Ali Badran			
Bab Elhadid			

Livelihoods

- Most common source of income
- Most common strategies used to cope with lack of income / resources

Community	Most common source of income	Most common strategies used to cope with lack of income / resources
Abbasiyeh	Stable employment Business/trade	Taking loans/buying on credit Borrowing from family/friends
Abra	Stable employment Daily employment	Borrowing from family/friends Reducing meal size
Abu Baker	Stable employment Farm owning Remittances	Borrowing from family/friends Skipping meals Reducing meal size
Ali Badran	Stable employment	Borrowing from family/friends Selling household assets Skipping meals
Bab Elhadid	Business / trade	Skipping meals Reducing meal size

Community	Most common strategies used to cope with a lack of fuel
Abbasiyeh	No lack of fuel
Abra	No lack of fuel
Ali Badran	No lack of fuel
Abu Baker	No lack of fuel
Bab Elhadid	No lack of fuel

WASH

- Most common water source**
- Status of water source**
- Water is safe to drink
 - Water tastes/smells bad
 - People sick after drinking
 - No information
- Sufficiency of available water to meet household needs**
- Sufficient
 - Insufficient
 - No information
- Most common method of garbage disposal**

Abbasiyeh

- Closed well
- Private paid collection

Abra

- Network
- Disposed at designated site

Abu Baker

- Closed well
- Public free collection

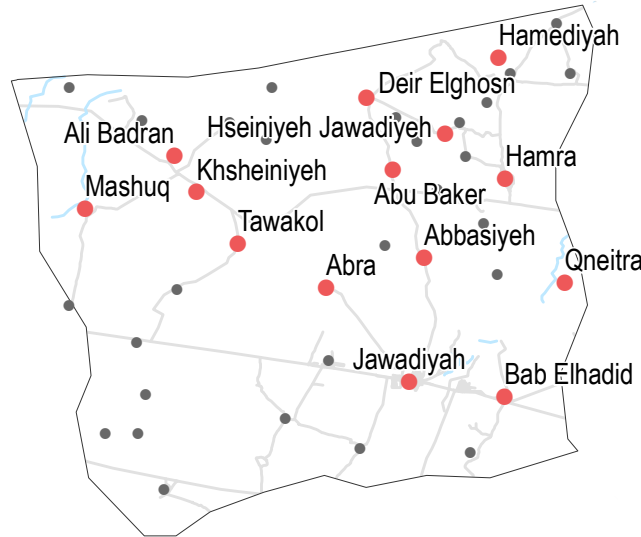
Ali Badran

- Open well
- Public free collection

Bab Elhadid

- Network
- Public free collection

• 14/38 communities assessed (9 communities are shown on the next two factsheets): Abbasiyeh, Abra, Abu Baker, Ali Badran, Bab Elhadid



Food Security

Abbasiyeh

- Bread: 150 SYP
- Rice: 550 SYP
- Lentils: 400 SYP
- Sugar: 400 SYP
- Cooking oil: 565 SYP
- Shops
- High price of flour
- Flour not always available
- Insufficient electricity/fuel
- 1 to 10

Abra

- Bread: 110 SYP
- Rice: 600 SYP
- Lentils: 500 SYP
- Sugar: 425 SYP
- Cooking oil: 650 SYP
- Public bakeries
- High price of flour
- Flour not always available
- High price of wheat
- 1 to 10

Abu Baker

- Bread: no info
- Rice: no info
- Lentils: no info
- Sugar: no info
- Cooking oil: no info
- Shops
- No difficulties reported
- Private bakeries unavailable

Ali Badran

- Bread: 45 SYP
- Rice: 600 SYP
- Lentils: 470 SYP
- Sugar: 425 SYP
- Cooking oil: 575 SYP
- Shops
- No difficulties reported
- Private bakeries unavailable

Bab Elhadid

- Bread: 100 SYP
- Rice: 500 SYP
- Lentils: 500 SYP
- Sugar: 350 SYP
- Cooking oil: 600 SYP
- Public bakeries
- Wheat too expensive
- Private bakeries unavailable

Main challenges to obtaining food

- No challenges
- Some foods unavailable
- Local production decreased
- Lack of access to markets
- Some foods expensive
- Lack of resources to buy food
- Lack of access to fuel
- Cooking fuel unavailable
- No information

Bread (public): 1 pack
Rice: 1kg
Lentils: 1kg
Sugar: 1kg
Cooking oil: 1 litre

Access to bread
Most common source of bread

Most common barriers to accessing bread
Number of days, per month, where bread from private bakeries was unavailable

Education

- Status of primary schools in village**
- Functioning
 - Not functioning
 - Not available
 - No information
- Barriers to accessing education services**

Abu Baker

Most children accessed education

Ali Badran

Most children accessed education

Bab Elhadid

Most children accessed education

Abbasiyeh

Most children accessed education

Abra

Most children accessed education

Health

Most common health problems

Disabilities
Chronic diseases
Maternal health issues

Most common barriers to accessing healthcare

No facilities in the area
High cost of transportation
Services are too expensive

Abbasiyeh

Diarrhoea
Pregnancy related diseases
Fever

No facilities in the area
High cost of transportation

Abra

Communicable diseases
Chronic diseases
Injuries

Lack of transportation
Services are too expensive

Abu Baker

Ali Badran

Diarrhoea
Chronic diseases
Severe diseases affecting those aged less than 5

No facilities in the area
Services are too expensive

Bab Elhadid

Diarrhoea
Acute respiratory infections
Severe diseases affecting those aged less than 5

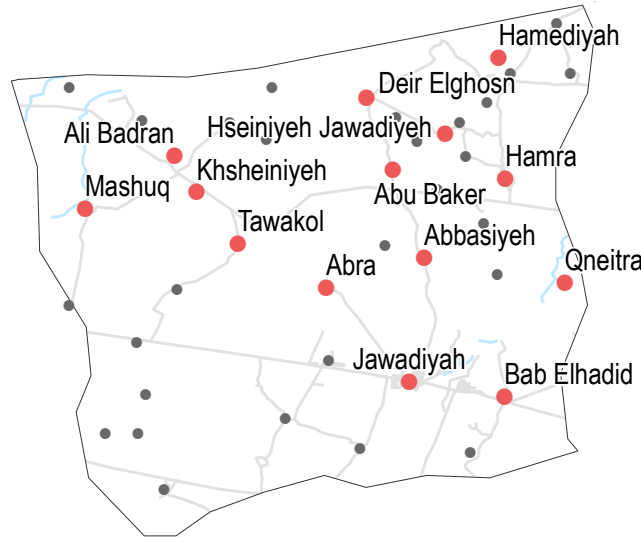
No facilities in the area
Security concerns around travel
Services are too expensive

Displacement

- % of pre-conflict population remaining
- % of population that are female
- % of female-headed households
- IDPs living in village
- New IDP arrivals
- Returnees

Community	% of pre-conflict population remaining	% of population that are female	% of female-headed households	IDPs living in village	New IDP arrivals	Returnees
Deir Elghosn	51-75%	51-75%	1-25%	Yes	No info	No
Hamediyah	51-75%	51-75%	1-25%	Yes	No info	No
Hamra	76-100%	51-75%	1-25%	Yes	No info	Yes
Hseiniyeh Jawadiyeh	51-75%	26-50%	None	Yes	No info	Yes
Jawadiyah	76-100%	26-50%	1-25%	Yes	Yes	No

• 14/38 communities assessed (5 communities are shown on the previous factsheet, 4 communities are shown on the next factsheet): Deir Elghosn, Hamediyah, Hamra, Hseiniyeh Jawadiyeh, Jawadiyah



NFIs

Community	Lightbulb (Main network)	Generator (Generator)	No source (No source)	Solar alternative (Solar alternative)	No information (No information)
Deir Elghosn	B 2200 SYP	NA	NA	NA	NA
Hamediyah	B NA	NA	NA	NA	NA
Hamra	B 2200 SYP	NA	NA	NA	NA
Hseiniyeh Jawadiyeh	B NA	NA	NA	NA	NA
Jawadiyah	B 3000 SYP	2900 SYP	8000 SYP	60 SYP	600 SYP

- Most common electricity source
- Main network
 - Generator
 - No source
 - Solar alternative
 - No information
- Fuel Prices (SYP)*
- B** Butane (cannister)
 - C** Coal (1kg)
 - D** Diesel (1 litre)
 - F** Firewood (tonne)
- NFI Prices (SYP)*
- Cement (50kg)
 - Floor mat (3*4m)
 - Plastic tarpaulin (1m²)
 - Tent (5 persons)
- NA: not available for purchase

Shelter

- Most common shelter
- Independent apartment or house
 - Shared apartment or house
 - Unfinished apartment or house
 - Tent
 - Private space not for shelter
 - Cave/natural shelter
 - Collective public space not for shelter
 - No IDPs
 - No information
- Min - Max: rent paid per room (where known)

Community	NDPs	IDPs
Deir Elghosn		
Hamediyah		
Hamra		
Hseiniyeh Jawadiyeh	No info	
Jawadiyah		

Livelihoods

Community	Most common source of income	Most common strategies used to cope with lack of income / resources
Deir Elghosn	Stable employment Farm owning Remittances	Reducing meal size
Hamediyah	Daily employment Business/trade Support from family/friends	Borrowing from family/friends Reducing meal size
Hamra	Stable employment Daily employment Remittances	Borrowing from family/friends Skipping meals Reducing meal size
Hseiniyeh Jawadiyeh	Daily employment High risk/illegal work	Borrowing from family/friends Skipping meals Reducing meal size
Jawadiyah	Stable employment Business/trade Remittances	Borrowing from family/friends Selling household assets Eating weeds

Community	Most common strategies used to cope with a lack of fuel
Deir Elghosn	No lack of fuel
Hamediyah	No lack of fuel
Hamra	No lack of fuel
Hseiniyeh Jawadiyeh	Burning furniture not in use Burning furniture in use
Jawadiyah	No lack of fuel

WASH

- Most common water source**
- Water is safe to drink
 - Water tastes/smells bad
 - People sick after drinking
 - No information
- Sufficiency of available water to meet household needs**
- Sufficient
 - Insufficient
 - No information
- Most common method of garbage disposal**

Deir Elghosn

- Network
- Public free collection

Hamediyah

- Network
- Disposed at designated site

Hamra

- Network
- Public free collection

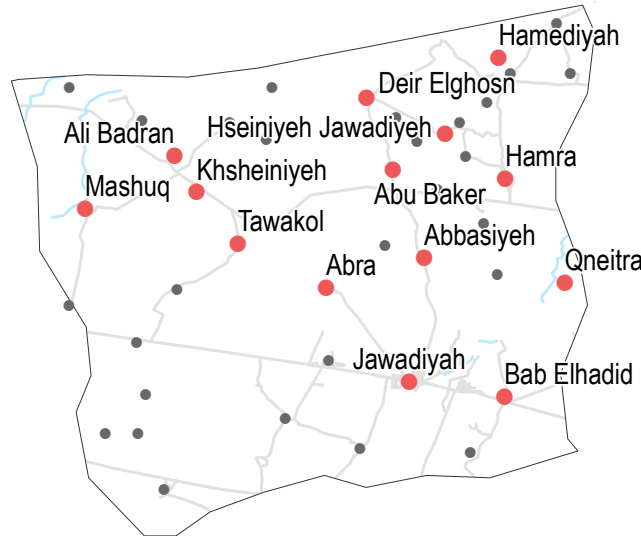
Hseiniyeh Jawadiyeh

- Closed well
- Private paid collection

Jawadiyah

- Network
- Public free collection

• 14/38 communities assessed (5 communities are shown on the previous factsheet, 4 communities are shown on the next factsheet): Deir Elghosn, Hamediyah, Hamra, Hseiniyeh Jawadiyeh, Jawadiyah



Education

- Status of primary schools in village**
- Functioning
 - Not functioning
 - Not available
 - No information
- Barriers to accessing education services**

Hamra

- Lack of school supplies
- Parents do not approve of curriculum
- Curriculum not available in appropriate language

Hseiniyeh Jawadiyeh

- Most children accessed education

Jawadiyah

- Most children accessed education

Deir Elghosn

- Parents do not approve of curriculum
- Curriculum not available in appropriate language

Hamediyah

- Most children accessed education

Health

Most common health problems

Most common barriers to accessing healthcare

Deir Elghosn

- Chronic diseases
- Acute respiratory infections
- Severe diseases affecting those aged less than 5

- Security concerns around travel
- Lack of transportation

Hamediyah

- Chronic diseases
- Severe diseases affecting those aged less than 5
- Symptoms of psychological trauma

- No facilities in the area
- High cost of transportation
- Services are too expensive

Hamra

- Chronic diseases
- Maternal health issues
- Symptoms of psychological trauma

- High cost of transportation
- Security concerns around entering facilities
- Services are too expensive

Hseiniyeh Jawadiyeh

- Chronic diseases
- Acute respiratory infections
- Severe diseases affecting those aged less than 5

- No facilities in the area
- High cost of transportation
- Services are too expensive

Jawadiyah

- Disabilities
- Acute respiratory infections
- Severe diseases affecting those aged less than 5

- Security concerns around travel
- Security concerns around entering facilities
- Services are too expensive

Food Security

Deir Elghosn

- Bread: 50 SYP
- Rice: 650 SYP
- Lentils: 300 SYP
- Sugar: 500 SYP
- Cooking oil: 700 SYP
- Private bakeries
- No difficulties reported

Hamediyah

- Bread: 60 SYP
- Rice: 550 SYP
- Lentils: 350 SYP
- Sugar: 400 SYP
- Cooking oil: 600 SYP
- Public bakeries
- No difficulties reported
- Private bakeries unavailable

Hamra

- Bread: no info
- Rice: 350 SYP
- Lentils: 325 SYP
- Sugar: 350 SYP
- Cooking oil: 450 SYP
- Private bakeries
- No difficulties reported

Hseiniyeh Jawadiyeh

- Bread: no info
- Rice: no info
- Lentils: no info
- Sugar: no info
- Cooking oil: no info
- Shops
- Yeast not always available
- Flour not always available
- High price of wheat
- Private bakeries unavailable

Jawadiyah

- Bread: no info
- Rice: 500 SYP
- Lentils: 600 SYP
- Sugar: 400 SYP
- Cooking oil: 575 SYP
- Private bakeries
- No difficulties reported

Main challenges to obtaining food

- No challenges
- Some foods unavailable
- Local production decreased
- Lack of access to markets
- Some foods expensive
- Lack of resources to buy food
- Lack of access to fuel
- Cooking fuel unavailable
- No information

- Bread (public): 1 pack
- Rice: 1kg
- Lentils: 1kg
- Sugar: 1kg
- Cooking oil: 1 litre

Access to bread

- Most common source of bread
- Most common barriers to accessing bread
- Number of days, per month, where bread from private bakeries was unavailable

Jawadiyah 3/3, Al Hasakeh Governorate

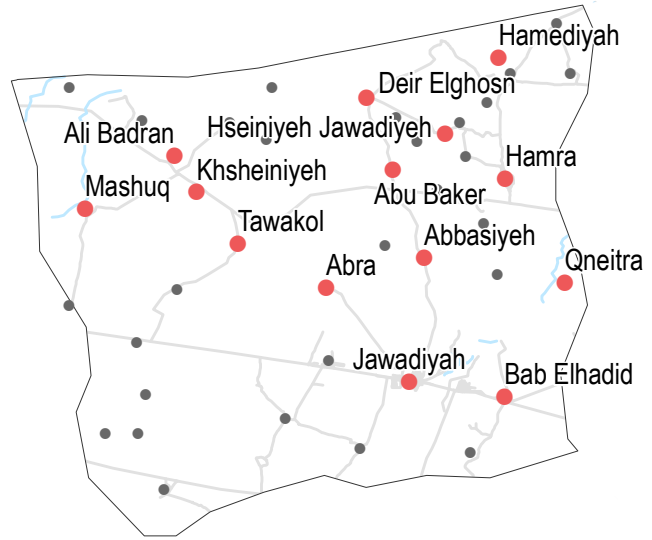
June 2017

Displacement

- % of pre-conflict population remaining
- % of population that are female
- % of female-headed households
- IDPs living in village
- New IDP arrivals
- Returnees

Community	% of pre-conflict population remaining	% of population that are female	% of female-headed households	IDPs living in village	New IDP arrivals	Returnees
Khsheiniyeh	26-50%	1-25%	None	Yes	No info	No
Mashuq	51-75%	26-50%	1-25%	Yes	No info	No
Qneitra	51-75%	51-75%	1-25%	Yes	No info	No
Tawakol	51-75%	26-50%	None	Yes	No info	No

• 14/38 communities assessed (10 communities are shown on the previous two factsheets): Khsheiniyeh, Mashuq, Qneitra, Tawakol



NFIs

Community	Electricity Source	Fuel Prices (SYP)*	NFI Prices (SYP)*
Khsheiniyeh	B 2500 SYP, C NA, D 100 SYP, F NA	B 2200 SYP, C NA, D NA, F NA	B NA, C NA, D NA, F NA
Tawakol	B NA, C NA, D NA, F NA	B Butane (cannister), C Coal (1kg), D Diesel (1 litre), F Firewood (tonne)	B NA, C NA, D NA, F NA
Mashuq	B 2200 SYP, C NA, D NA, F NA	B Butane (cannister), C Coal (1kg), D Diesel (1 litre), F Firewood (tonne)	B NA, C NA, D NA, F NA
Qneitra	B NA, C NA, D NA, F NA	B Butane (cannister), C Coal (1kg), D Diesel (1 litre), F Firewood (tonne)	B NA, C NA, D NA, F NA

Shelter

- Independent apartment or house
- Shared apartment or house
- Unfinished apartment or house
- Tent
- Private space not for shelter
- Cave/natural shelter
- Collective public space not for shelter
- No IDPs
- No information
- Min - Max: rent paid per room (where known)

Community	Most common shelter	Min - Max: rent paid per room (where known)
Khsheiniyeh	NDPs: Green house, IDPs: Black X	No info
Tawakol	NDPs: Green house, IDPs: Black X	No info
Mashuq	NDPs: Green house, IDPs: Black X	No info
Qneitra	NDPs: Green house, IDPs: Black X	No info

Livelihoods

Community	Most common source of income	Most common strategies used to cope with lack of income / resources
Khsheiniyeh	Stable employment Sale of household assets Business/trade	Children sent to work/beg Taking loans/buying on credit Looking for food in garbage
Mashuq	Stable employment Farm owning Business/trade	Borrowing from family/friends Reducing meal size
Qneitra	Stable employment Business/trade	Borrowing from family/friends
Tawakol	Stable employment Support from family/friends Remittances	Borrowing from family/friends Skipping meals Reducing meal size

Community	Most common strategies used to cope with a lack of fuel
Khsheiniyeh	No lack of fuel
Mashuq	No lack of fuel
Tawakol	No lack of fuel
Qneitra	No lack of fuel

WASH

Most common water source

Status of water source

- Water is safe to drink
- Water tastes/smells bad
- People sick after drinking
- No information

Sufficiency of available water to meet household needs

- Sufficient
- Insufficient
- No information

Most common method of garbage disposal

Khsheiniyeh

- Closed well
- Private paid collection

Mashuq

- Network
- Private paid collection

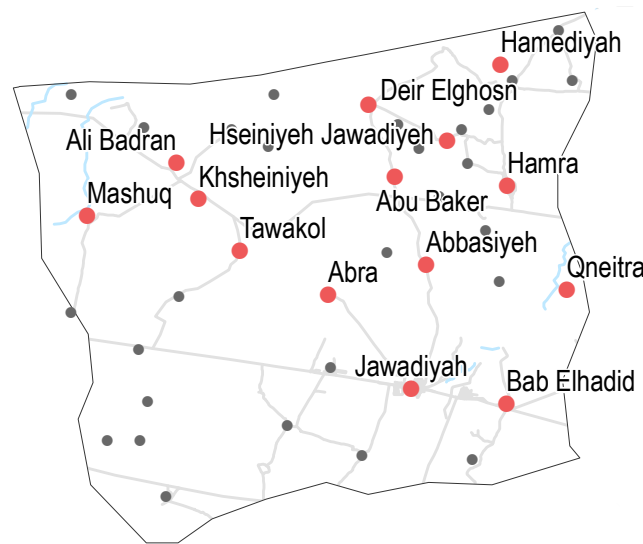
Qneitra

- Network
- Disposed at designated site

Tawakol

- Network
- Private paid collection

14/38 communities assessed (10 communities are shown on the previous two factsheets): Khsheiniyeh, Mashuq, Qneitra, Tawakol



Education

Status of primary schools in village

- Functioning
- Not functioning
- Not available
- No information

Barriers to accessing education services

Qneitra

Most children accessed education

Tawakol

Most children accessed education

Khsheiniyeh

Most children accessed education

Mashuq

Most children accessed education

Health

Most common health problems

Most common barriers to accessing healthcare

Khsheiniyeh

Diarrhoea
Chronic diseases
Severe diseases affecting those aged less than 5

No facilities in the area
High cost of transportation
Lack of transportation

Mashuq

Diarrhoea
Chronic diseases
Fever

No facilities in the area
Old age
Services are too expensive

Qneitra

Acute respiratory infections
Fever

No facilities in the area
Services are too expensive

Tawakol

Chronic diseases
Acute respiratory infections
Severe diseases affecting those aged less than 5

No facilities in the area
Disability/Injuries/Illness

Food Security

Khsheiniyeh

- Bread: no info
- Rice: 700 SYP
- Lentils: 500 SYP
- Sugar: 450 SYP
- Cooking oil: 600 SYP
- Shops
- No difficulties reported
- Private bakeries unavailable

Mashuq

- Bread: 125 SYP
- Rice: 450 SYP
- Lentils: 500 SYP
- Sugar: 450 SYP
- Cooking oil: 550 SYP
- Private bakeries
- Insufficient electricity/fuel
- Flour not always available
- High price of electricity/fuel
- 1 to 10

Qneitra

- Bread: 50 SYP
- Rice: no info
- Lentils: no info
- Sugar: no info
- Cooking oil: no info
- Public bakeries
- Wheat not always available
- Yeast not always available
- High price of wheat
- 21 or more

Tawakol

- Bread: 75 SYP
- Rice: 500 SYP
- Lentils: 400 SYP
- Sugar: 375 SYP
- Cooking oil: 700 SYP
- Private bakeries
- No difficulties reported
- 0

Main challenges to obtaining food

- No challenges
- Some foods unavailable
- Local production decreased
- Lack of access to markets
- Some foods expensive
- Lack of resources to buy food
- Lack of access to fuel
- Cooking fuel unavailable
- No information

Bread (public): 1 pack
Rice: 1kg
Lentils: 1kg
Sugar: 1kg
Cooking oil: 1 litre

Access to bread

- Most common source of bread
- Most common barriers to accessing bread
- Number of days, per month, where bread from private bakeries was unavailable

Qahtaniyyeh 1/2, Al Hasakeh Governorate

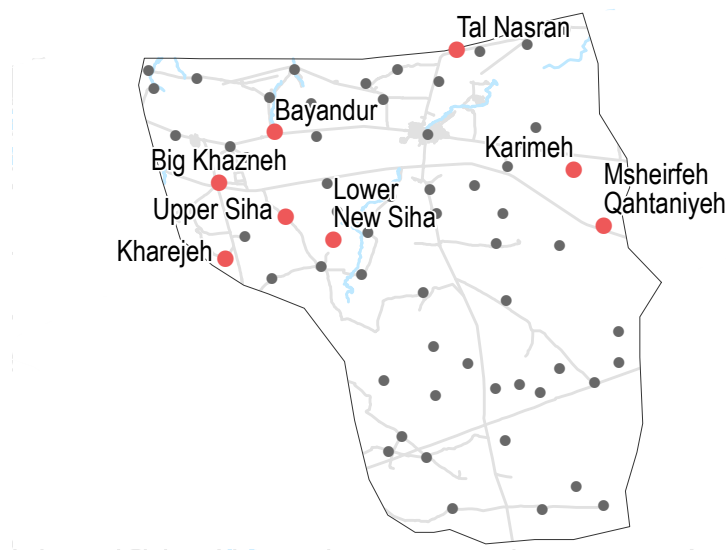
June 2017

Displacement

- % of pre-conflict population remaining
- % of population that are female
- % of female-headed households
- IDPs living in village
- New IDP arrivals
- Returnees

Community	% of pre-conflict population remaining	% of population that are female	% of female-headed households	IDPs living in village	New IDP arrivals	Returnees
Bayandur	51-75%	26-50%	1-25%	Yes	No info	Yes
Big Khazneh	51-75%	26-50%	1-25%	Yes	No info	No
Karimeh	51-75%	26-50%	1-25%	Yes	No info	No
Kharejeh	51-75%	51-75%	1-25%	Yes	No	No
Lower New Siha	76-100%	51-75%	None	Yes	No info	No

8/60 communities assessed (3 communities are shown on the next factsheet): Bayandur, Big Khazneh, Karimeh, Kharejeh, Lower New Siha



NFIs

Community	Light	Generator	No source	Solar alternative
Bayandur	B 2200 SYP	NA	NA	NA
Big Khazneh	B 2100 SYP	NA	NA	NA
Karimeh	B 2500 SYP	NA	NA	NA
Kharejeh	B NA	NA	NA	NA
Lower New Siha	B 2300 SYP	NA	NA	NA

- Most common electricity source
- Main network
 - Generator
 - No source
 - Solar alternative
 - No information

Fuel Prices (SYP)*

B	Butane (cannister)
C	Coal (1kg)
D	Diesel (1 litre)
F	Firewood (tonne)

NFI Prices (SYP)*

	Cement (50kg)
	Floor mat (3*4m)
	Plastic tarpaulin (1m ²)
	Tent (5 persons)

NA: not available for purchase

Shelter

- Most common shelter
- Independent apartment or house
 - Shared apartment or house
 - Unfinished apartment or house
 - Tent
 - Private space not for shelter
 - Cave/natural shelter
 - Collective public space not for shelter
 - No IDPs
 - No information
- Min - Max: rent paid per room (where known)

Community	NDPs	IDPs
Bayandur		
Big Khazneh		
Karimeh		
Kharejeh		
Lower New Siha		

Livelihoods

Community	Most common source of income	Most common strategies used to cope with lack of income / resources
Bayandur	Stable employment Farm owning Business/trade	Taking loans/buying on credit Borrowing from family/friends Selling household assets
Big Khazneh	Daily employment Support from family/friends Remittances	Adults begging Taking loans/buying on credit Selling household assets
Karimeh	Farm owning Business/trade Remittances	Taking loans/buying on credit Borrowing from family/friends
Kharejeh	Farm owning Business/trade Remittances	Skipping meals Reducing meal size
Lower New Siha	Stable employment Daily employment Farm owning	Borrowing from family/friends

Bayandur
Burning furniture not in use
Burning furniture in use
Burning productive assets

Big Khazneh
Burning furniture in use
Burning plastics
Burning waste

Karimeh
No lack of fuel

Kharejeh
No lack of fuel

Lower New Siha
No lack of fuel

Most common strategies used to cope with a lack of fuel

Qahtaniyyeh 1/2, Al Hasakeh Governorate

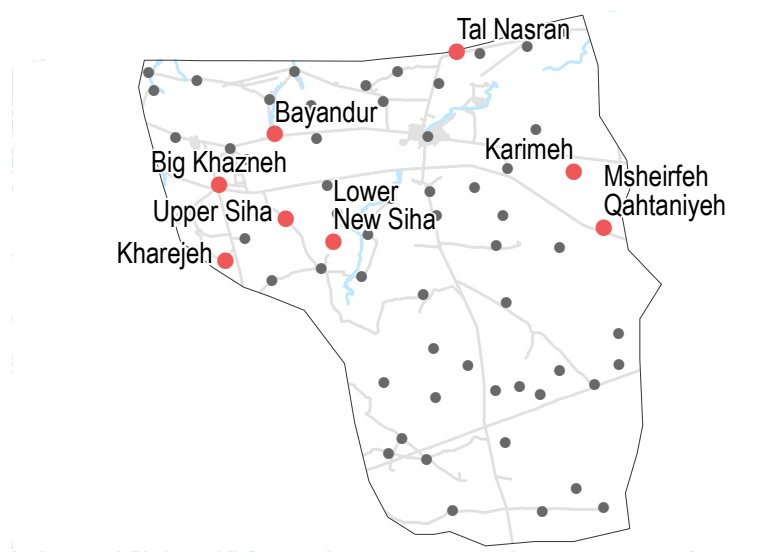
June 2017

WASH

- Most common water source**
- Status of water source**
- Water is safe to drink
 - Water tastes/smells bad
 - People sick after drinking
 - No information
- Sufficiency of available water to meet household needs**
- Sufficient
 - Insufficient
 - No information
- Most common method of garbage disposal**

- Bayandur**
- Network
 - Private paid collection
- Big Khazneh**
- Network
 - Private paid collection
- Karimeh**
- Closed well
 - Disposed at designated site
- Kharejeh**
- Network
 - Private paid collection
- Lower New Siha**
- Network
 - Public free collection

8/60 communities assessed (3 communities are shown on the next factsheet): Bayandur, Big Khazneh, Karimeh, Kharejeh, Lower New Siha



Food Security

- Bayandur**
- Private bakeries
 - Bread: 200 SYP
 - Rice: 600 SYP
 - Lentils: 400 SYP
 - Sugar: 400 SYP
 - Cooking oil: 500 SYP
 - Flour too expensive
 - 1 to 10
- Big Khazneh**
- Homemade
 - Bread: no info
 - Rice: 700 SYP
 - Lentils: 500 SYP
 - Sugar: 500 SYP
 - Cooking oil: 700 SYP
 - High price of flour
 - Flour not always available
 - Insufficient electricity/fuel
 - Private bakeries unavailable
- Karimeh**
- Shops
 - Bread: no info
 - Rice: 500 SYP
 - Lentils: 400 SYP
 - Sugar: 470 SYP
 - Cooking oil: 620 SYP
 - Yeast too expensive
 - Private bakeries unavailable
- Kharejeh**
- Shops
 - Bread: no info
 - Rice: no info
 - Lentils: no info
 - Sugar: no info
 - Cooking oil: no info
 - No difficulties reported
 - Private bakeries unavailable
- Lower New Siha**
- Shops
 - Bread: no info
 - Rice: 450 SYP
 - Lentils: 400 SYP
 - Sugar: 400 SYP
 - Cooking oil: 600 SYP
 - No difficulties reported
 - Private bakeries unavailable
- Main challenges to obtaining food**
- No challenges
 - Some foods unavailable
 - Local production decreased
 - Lack of access to markets
 - Some foods expensive
 - Lack of resources to buy food
 - Lack of access to fuel
 - Cooking fuel unavailable
 - No information
- Access to bread**
- Bread (public): 1 pack
 - Rice: 1kg
 - Lentils: 1kg
 - Sugar: 1kg
 - Cooking oil: 1 litre
 - Most common source of bread
 - Most common barriers to accessing bread
 - Number of days, per month, where bread from private bakeries was unavailable

Education

- Status of primary schools in village**
- Functioning
 - Not functioning
 - Not available
 - No information
- Barriers to accessing education services**
- Most children accessed education
 - Most children accessed education
 - Lack of teaching staff
 - Parents do not approve of curriculum

- Karimeh**
- Most children accessed education
- Kharejeh**
- Services are too far
- Bayandur**
- Most children accessed education
- Lower New Siha**
- Most children accessed education
- Big Khazneh**

Health

	Most common health problems	Most common barriers to accessing healthcare
Bayandur	Skin diseases Maternal health issues Severe diseases affecting those aged less than 5	No facilities in the area Disability/Injuries/Illness Security concerns around entering facilities
Big Khazneh	Acute respiratory infections Fever Severe diseases affecting those aged less than 5	No facilities in the area High cost of transportation Services are too expensive
Karimeh	Chronic diseases Maternal health issues Severe diseases affecting those aged less than 5	No facilities in the area High cost of transportation Services are too expensive
Kharejeh	Chronic diseases Pregnancy related diseases Symptoms of psychological trauma	No facilities in the area Security concerns around travel Services are too expensive
Lower New Siha	Communicable diseases Chronic diseases Severe diseases affecting those aged less than 5	No facilities in the area Services are too expensive

Qahtaniyyeh 2/2, Al Hasakeh Governorate

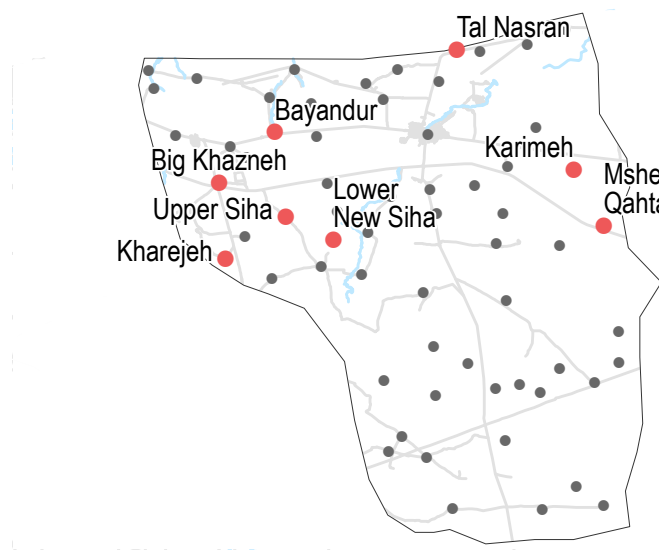
June 2017

Displacement

- % of pre-conflict population remaining
- % of population that are female
- % of female-headed households
- IDPs living in village
- New IDP arrivals
- Returnees

Msheirfeh Qahtaniyyeh					
51-75%	26-50%	1-25%	Yes	No info	No
Tal Nasran					
26-50%	26-50%	None	Yes	No info	No
Upper Siha					
51-75%	51-75%	51-75%	Yes	No info	No

• 8/60 communities assessed (5 communities are shown on the previous factsheet): Msheirfeh Qahtaniyyeh, Tal Nasran, Upper Siha



NFIs

Msheirfeh Qahtaniyyeh	
B 2500 SYP	NA
C NA	6500 SYP
D 68 SYP	NA
F NA	NA
Tal Nasran	
B NA	NA
C NA	NA
D NA	NA
F NA	NA
Upper Siha	
B 2300 SYP	NA
C NA	NA
D NA	NA
F NA	NA

- Most common electricity source
- Main network
 - Generator
 - No source
 - Solar alternative
 - No information
- Fuel Prices (SYP)*
- B** Butane (cannister)
 - C** Coal (1kg)
 - D** Diesel (1 litre)
 - F** Firewood (tonne)
- NFI Prices (SYP)*
- Cement (50kg)
 - Floor mat (3*4m)
 - Plastic tarpaulin (1m²)
 - Tent (5 persons)
- NA: not available for purchase

Shelter

- Most common shelter
- Independent apartment or house
 - Shared apartment or house
 - Unfinished apartment or house
 - Tent
 - Private space not for shelter
 - Cave/natural shelter
 - Collective public space not for shelter
 - No IDPs
 - No information
- Min - Max: rent paid per room (where known)

Msheirfeh Qahtaniyyeh	
NDPs	IDPs
No info	
Tal Nasran	
NDPs	IDPs
No info	
Upper Siha	
NDPs	IDPs
No info	

Livelihoods

	Most common source of income	Most common strategies used to cope with lack of income / resources
Msheirfeh Qahtaniyyeh	Stable employment Farm owning Remittances	Taking loans/buying on credit Borrowing from family/friends Selling household assets
Tal Nasran	Farm owning Business/trade Remittances	Borrowing from family/friends
Upper Siha	Stable employment Remittances Cash items	Borrowing from family/friends

- Msheirfeh Qahtaniyyeh**
- Burning furniture in use
 - Burning waste
- Tal Nasran**
- No lack of fuel
- Upper Siha**
- No lack of fuel

Qahtaniyeh 2/2, Al Hasakeh Governorate

June 2017

WASH

- Most common water source**
- Status of water source**
- Water is safe to drink
 - Water tastes/smells bad
 - People sick after drinking
 - No information
- Sufficiency of available water to meet household needs**
- Sufficient
 - Insufficient
 - No information
- Most common method of garbage disposal**

Msheirfeh Qahtaniyeh

- Closed well
- Private paid collection

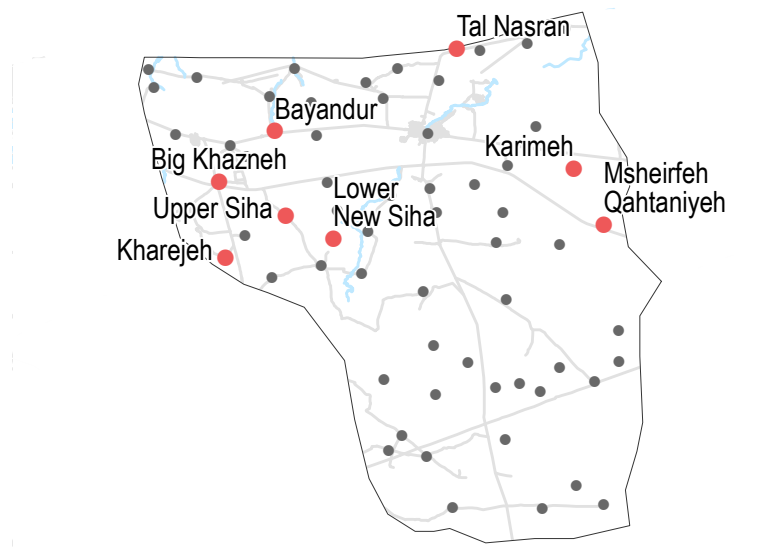
Tal Nasran

- Network
- Disposed at designated site

Upper Siha

- Network
- Public free collection

• 8/60 communities assessed (5 communities are shown on the previous factsheet): Msheirfeh Qahtaniyeh, Tal Nasran, Upper Siha



Food Security

Msheirfeh Qahtaniyeh

- Bread: 60 SYP
- Rice: 700 SYP
- Lentils: 500 SYP
- Sugar: 425 SYP
- Cooking oil: 560 SYP
- Private bakeries
- High price of flour
- Flour not always available
- Insufficient electricity/fuel

Tal Nasran

- Bread: no info
- Rice: no info
- Lentils: no info
- Sugar: no info
- Cooking oil: no info
- Shops
- No difficulties reported
- Private bakeries unavailable

Upper Siha

- Bread: no info
- Rice: no info
- Lentils: 400 SYP
- Sugar: 450 SYP
- Cooking oil: 600 SYP
- Private bakeries
- No difficulties reported

Main challenges to obtaining food

- No challenges
- Some foods unavailable
- Local production decreased
- Lack of access to markets
- Some foods expensive
- Lack of resources to buy food
- Lack of access to fuel
- Cooking fuel unavailable
- No information

Bread (public): 1 pack
Rice: 1kg
Lentils: 1kg
Sugar: 1kg
Cooking oil: 1 litre

Access to bread

- Most common source of bread
- Most common barriers to accessing bread
- Number of days, per month, where bread from private bakeries was unavailable

Education

- Status of primary schools in village**
- Functioning
 - Not functioning
 - Not available
 - No information
- Barriers to accessing education services**

Upper Siha

Most children accessed education

Msheirfeh Qahtaniyeh

Most children accessed education

Tal Nasran

Most children accessed education

Health

Most common health problems

Chronic diseases
Acute respiratory infections
Malnutrition

Most common barriers to accessing healthcare

No facilities in the area
Security concerns around entering facilities
Services are too expensive

Msheirfeh Qahtaniyeh

Chronic diseases
Fever
Malnutrition

Tal Nasran

Chronic diseases
Acute respiratory infections
Severe diseases affecting those aged less than 5

Upper Siha

No facilities in the area
Services are too expensive

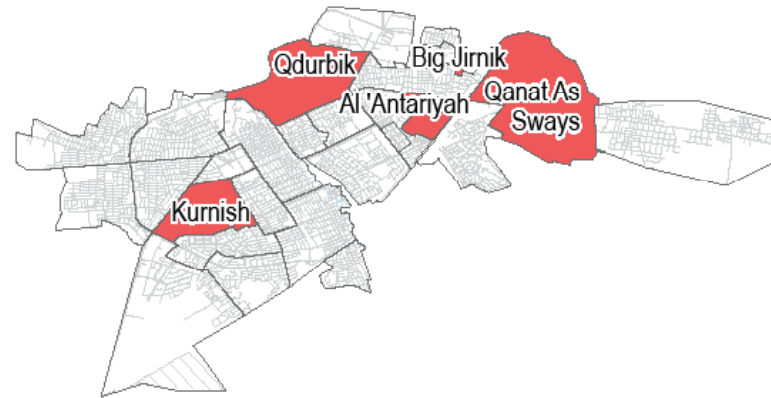
No facilities in the area
High cost of transportation
Services are too expensive

Displacement

- % of pre-conflict population remaining
- % of population that are female
- % of female-headed households
- IDPs living in village
- New IDP arrivals
- Returnees

Al 'Antariyah		
51-75%	26-50%	1-25%
Yes	No	Yes
Big Jirnik		
51-75%	26-50%	1-25%
Yes	No info	No
Kurnish		
51-75%	26-50%	1-25%
Yes	No	No
Qanat As Sways		
76-100%	26-50%	1-25%
Yes	No	No
Qdurbik		
76-100%	26-50%	1-25%
Yes	No	No

• 5/25 neighbourhoods assessed : Al 'Antariyah, Big Jirnik, Kurnish, Qanat As Sways, Qdurbik



Shelter

- Independent apartment or house
- Shared apartment or house
- Unfinished apartment or house
- Tent
- Private space not for shelter
- Cave/natural shelter
- Collective public space not for shelter
- No IDPs
- No information
- Min - Max: rent paid per room (where known)

Al 'Antariyah		Qanat As Sways	
NDPs	IDPs	NDPs	IDPs
4000 - 8000 SYP		10000 - 15000 SYP	
Big Jirnik		Qdurbik	
NDPs	IDPs	NDPs	IDPs
2000 - 3000 SYP		8000 - 22000 SYP	
Kurnish			
NDPs	IDPs		
5000 - 7000 SYP			

Livelihoods

Most common source of income

Most common strategies used to cope with lack of income / resources

Neighbourhood	Most common source of income	Most common strategies used to cope with lack of income / resources
Al 'Antariyah	Farm owning Business/trade Support from family/friends	Borrowing from family/friends Skipping meals Eating weeds
Big Jirnik	Stable employment Business/trade	Skipping meals Reducing meal size
Kurnish	Stable employment High risk/illegal work	Taking loans/buying on credit Borrowing from family/friends Reducing meal size
Qanat As Sways	Stable employment Farm owning Remittances	Borrowing from family/friends Skipping meals Reducing meal size
Qdurbik	Stable employment Farm owning Remittances	Taking loans/buying on credit Skipping meals Reducing meal size

NFIs

Al 'Antariyah		Qanat As Sways	
B 4000 SYP	3000 SYP	B 2850 SYP	2300 SYP
C 500 SYP	7000 SYP	C NA	6500 SYP
D 100 SYP	NA	D 50 SYP	NA
F 25000 SYP	11000 SYP	F NA	NA
Big Jirnik		Qdurbik	
B 2500 SYP	NA	B 2300 SYP	NA
C NA	NA	C 225 SYP	5000 SYP
D NA	NA	D 40 SYP	NA
F NA	NA	F NA	NA
Kurnish			
B 3500 SYP	3000 SYP		
C 650 SYP	8000 SYP		
D 100 SYP	NA		
F 25000 SYP	10000 SYP		

- Most common electricity source
- Main network
 - Generator
 - No source
 - Solar alternative
 - No information
- Fuel Prices (SYP)*
- B** Butane (cannister)
 - C** Coal (1kg)
 - D** Diesel (1 litre)
 - F** Firewood (tonne)
- NFI Prices (SYP)*
- Cement (50kg)
 - Floor mat (3*4m)
 - Plastic tarpaulin (1m²)
 - Tent (5 persons)
- NA: not available for purchase

Al 'Antariyah
Burning productive assets

Big Jirnik
No lack of fuel

Kurnish
No lack of fuel

Qanat As Sways
No lack of fuel

Qdurbik
No lack of fuel

Most common strategies used to cope with a lack of fuel

WASH

- Most common water source**
- Status of water source**
- Water is safe to drink
 - Water tastes/smells bad
 - People sick after drinking
 - No information
- Sufficiency of available water to meet household needs**
- Sufficient
 - Insufficient
 - No information
- Most common method of garbage disposal**

Al 'Antariyah

- Network
- Private paid collection

Big Jirnik

- Closed well
- Private paid collection

Kurnish

- Network
- Private paid collection

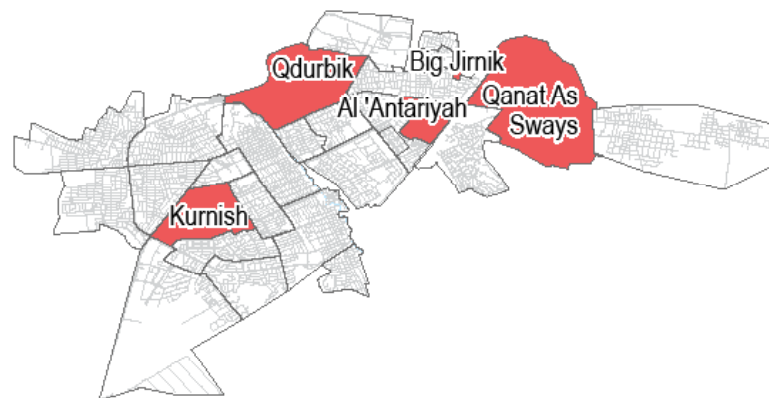
Qanat As Sways

- Network
- Private paid collection

Qdurbik

- Network
- Public free collection

5/25 neighbourhoods assessed : Al 'Antariyah, Big Jirnik, Kurnish, Qanat As Sways, Qdurbik



Education

- Status of primary schools in village**
- Functioning
 - Not functioning
 - Not available
 - No information
- Barriers to accessing education services**
- Al 'Antariyah: Most children accessed education
 - Qdurbik: Most children accessed education

Kurnish

- Unsafe route to services
- No spaces available

Qanat As Sways

- Most children accessed education

Qdurbik

- Most children accessed education

Big Jirnik

- Most children accessed education

Health

- Most common health problems**
- Chronic diseases
 - Malnutrition
 - Symptoms of psychological trauma

- Most common barriers to accessing healthcare**
- No facilities in the area
 - Services are too expensive

Al 'Antariyah

- Chronic diseases
- Malnutrition
- Symptoms of psychological trauma

- No facilities in the area
- Services are too expensive

Big Jirnik

- Chronic diseases
- Pregnancy related diseases
- Malnutrition

- No facilities in the area
- High cost of transportation

Kurnish

- Disabilities
- Chronic diseases
- Severe diseases affecting those aged less than 5

- Old age
- Services are too expensive

Qanat As Sways

- Chronic diseases
- Pregnancy related diseases
- Severe diseases affecting those aged less than 5

- No facilities in the area
- Services are too expensive

Qdurbik

- Diarrhoea
- Chronic diseases
- Acute respiratory infections

- No difficulties reported

Food Security

Al 'Antariyah

- Bread: 55 SYP
- Rice: 650 SYP
- Lentils: 400 SYP
- Sugar: 500 SYP
- Cooking oil: 650 SYP
- Shops
- No difficulties reported
- Private bakeries unavailable

Big Jirnik

- Bread: 110 SYP
- Rice: 800 SYP
- Lentils: 500 SYP
- Sugar: 700 SYP
- Cooking oil: 650 SYP
- Private bakeries
- No difficulties reported
- 0

Kurnish

- Bread: 25 SYP
- Rice: 650 SYP
- Lentils: 450 SYP
- Sugar: 600 SYP
- Cooking oil: 600 SYP
- Public bakeries
- Insufficient electricity/fuel
- Yeast not always available
- High price of electricity/fuel
- 1 to 10

Qanat As Sways

- Bread: 150 SYP
- Rice: 750 SYP
- Lentils: 550 SYP
- Sugar: 450 SYP
- Cooking oil: 700 SYP
- Public bakeries
- No difficulties reported
- 0

Qdurbik

- Bread: no info
- Rice: 485 SYP
- Lentils: 600 SYP
- Sugar: 360 SYP
- Cooking oil: 575 SYP
- Shops
- No difficulties reported
- Private bakeries unavailable

Main challenges to obtaining food

- No challenges
- Some foods unavailable
- Local production decreased
- Lack of access to markets
- Some foods expensive
- Lack of resources to buy food
- Lack of access to fuel
- Cooking fuel unavailable
- No information

- Bread (public): 1 pack
- Rice: 1kg
- Lentils: 1kg
- Sugar: 1kg
- Cooking oil: 1 litre

Access to bread

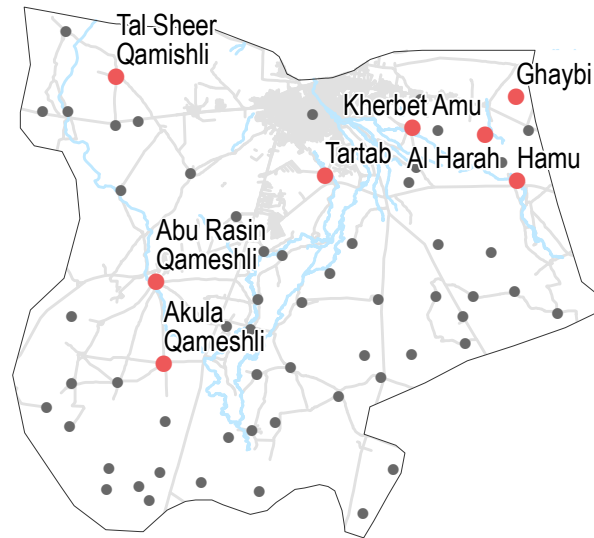
- Most common source of bread
- Most common barriers to accessing bread
- Number of days, per month, where bread from private bakeries was unavailable

Displacement

- % of pre-conflict population remaining
- % of population that are female
- % of female-headed households
- IDPs living in village
- New IDP arrivals
- Returnees

Community	% of pre-conflict population remaining	% of population that are female	% of female-headed households	IDPs living in village	New IDP arrivals	Returnees
Abu Rasin Qameshli	51-75%	26-50%	1-25%	Yes	No info	No
Akula Qameshli	1-25%	1-25%	1-25%	Yes	No info	No
Al Harah	51-75%	51-75%	None	Yes	No info	No
Ghaybi	51-75%	51-75%	None	Yes	No info	Yes
Hamu	51-75%	1-25%	1-25%	Yes	No info	No

8/60 communities assessed (3 communities are shown on the next factsheet): Abu Rasin Qameshli, Akula Qameshli, Al Harah, Ghaybi, Hamu



Shelter

- Independent apartment or house
- Shared apartment or house
- Unfinished apartment or house
- Tent
- Private space not for shelter
- Cave/natural shelter
- Collective public space not for shelter
- No IDPs
- No information
- Min - Max: rent paid per room (where known)

Community	NDPs	IDPs
Abu Rasin Qameshli		
Akula Qameshli		
Al Harah		
Ghaybi		
Hamu		

Livelihoods

Most common source of income

Most common strategies used to cope with lack of income / resources

Community	Most common source of income	Most common strategies used to cope with lack of income / resources
Abu Rasin Qameshli	Stable employment Farm owning Business/trade	Borrowing from family/friends Reducing meal size
Akula Qameshli	Stable employment Farm owning Business/trade	Borrowing from family/friends Reducing meal size
Al Harah	Farm owning Business/trade Support from family/friends	Borrowing from family/friends Reducing meal size
Ghaybi	Stable employment Support from family/friends Remittances	Borrowing from family/friends Selling household assets
Hamu	Stable employment High risk/illegal work	Taking loans/buying on credit Borrowing from family/friends Selling household assets

NFIs

Abu Rasin Qameshli

B 2500 SYP	NA
C NA	NA
D NA	NA
F NA	NA

Akula Qameshli

B 2500 SYP	NA
C NA	NA
D NA	NA
F NA	NA

Al Harah

B 1150 SYP	2500 SYP
C NA	NA
D 40 SYP	NA
F NA	NA

Ghaybi

B 2200 SYP	NA
C NA	NA
D 45 SYP	NA
F NA	NA

Hamu

B NA	NA
C NA	NA
D 125 SYP	NA
F NA	NA

Most common electricity source

- Main network
- Generator
- No source
- Solar alternative
- No information

Fuel Prices (SYP)*

- B** Butane (cannister)
- C** Coal (1kg)
- D** Diesel (1 litre)
- F** Firewood (tonne)

NFI Prices (SYP)*

- Cement (50kg)
- Floor mat (3*4m)
- Plastic tarpaulin (1m²)
- Tent (5 persons)
- NA: not available for purchase

Abu Rasin Qameshli

No lack of fuel

Akula Qameshli

No lack of fuel

Al Harah

Cutting trees

Ghaybi

No lack of fuel

Hamu

No lack of fuel

WASH

- Most common water source**
- Status of water source**
- Water is safe to drink
 - Water tastes/smells bad
 - People sick after drinking
 - No information
- Sufficiency of available water to meet household needs**
- Sufficient
 - Insufficient
 - No information
- Most common method of garbage disposal**

Abu Rasin Qameshli

- Closed well
- Public free collection

Akula Qameshli

- Closed well
- Public free collection

Al Harah

- Closed well
- Disposed at designated site

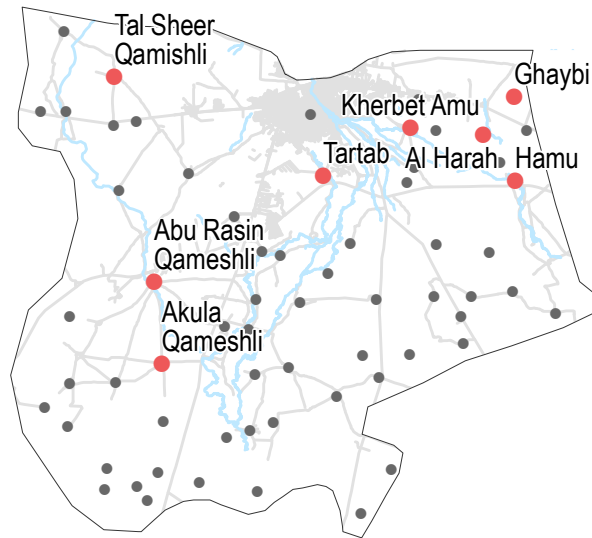
Ghaybi

- Network
- Private paid collection

Hamu

- Open well
- Private paid collection

8/60 communities assessed (3 communities are shown on the next factsheet): Abu Rasin Qameshli, Akula Qameshli, Al Harah, Ghaybi, Hamu



Education

- Status of primary schools in village**
- Functioning
 - Not functioning
 - Not available
 - No information
- Barriers to accessing education services**

Al Harah

- Unsafe route to services
- Parents do not approve of curriculum
- Curriculum not available in appropriate language

Ghaybi

- Most children accessed education

Abu Rasin Qameshli

- Most children accessed education

Akula Qameshli

- Most children accessed education

Health

Most common health problems

Most common barriers to accessing healthcare

Abu Rasin Qameshli

- Diarrhoea
- Chronic diseases
- Fever

- No facilities in the area
- High cost of transportation
- Services are too expensive

Akula Qameshli

- Diarrhoea
- Chronic diseases
- Fever

- No facilities in the area
- High cost of transportation
- Services are too expensive

Al Harah

- Pregnancy related diseases
- Acute respiratory infections
- Fever

- No facilities in the area
- High cost of transportation
- Lack of transportation

Ghaybi

- Disabilities
- Chronic diseases
- Symptoms of psychological trauma

- No facilities in the area
- Security concerns around travel
- Lack of transportation

Hamu

- Disabilities
- Maternal health issues
- Acute respiratory infections

- No facilities in the area
- Security concerns around travel
- Services are too expensive

Food Security

Abu Rasin Qameshli

- Bread: no info
- Rice: 400 SYP
- Lentils: 500 SYP
- Sugar: 400 SYP
- Cooking oil: 500 SYP
- Private bakeries
- Insufficient electricity/fuel
- Flour not always available
- 11 to 20

Akula Qameshli

- Bread: no info
- Rice: 400 SYP
- Lentils: 500 SYP
- Sugar: 400 SYP
- Cooking oil: 500 SYP
- Private bakeries
- High price of yeast
- Flour not always available
- High price of electricity/fuel
- 1 to 10

Al Harah

- Bread: 75 SYP
- Rice: 500 SYP
- Lentils: 500 SYP
- Sugar: 470 SYP
- Cooking oil: 650 SYP
- Shops
- Insufficient electricity/fuel
- Flour not always available
- High price of electricity/fuel
- Private bakeries unavailable

Ghaybi

- Bread: 125 SYP
- Rice: 700 SYP
- Lentils: 500 SYP
- Sugar: 375 SYP
- Cooking oil: 300 SYP
- Public bakeries
- High price of yeast
- Flour not always available
- Insufficient electricity/fuel
- Private bakeries unavailable

Hamu

- Bread: 75 SYP
- Rice: 520 SYP
- Lentils: 500 SYP
- Sugar: 600 SYP
- Cooking oil: 700 SYP
- Public bakeries
- No difficulties reported
- Private bakeries unavailable

Main challenges to obtaining food

- No challenges
- Some foods unavailable
- Local production decreased
- Lack of access to markets
- Some foods expensive
- Lack of resources to buy food
- Lack of access to fuel
- Cooking fuel unavailable
- No information

Bread (public): 1 pack
Rice: 1kg
Lentils: 1kg
Sugar: 1kg
Cooking oil: 1 litre

Access to bread

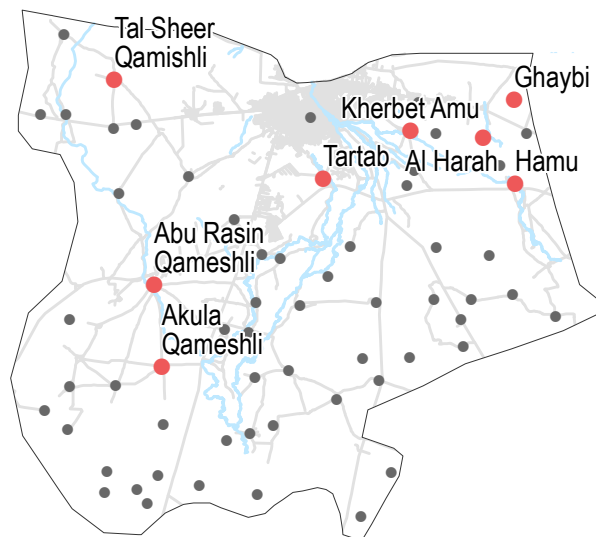
- Most common source of bread
- Most common barriers to accessing bread
- Number of days, per month, where bread from private bakeries was unavailable

Displacement

- % of pre-conflict population remaining
- % of population that are female
- % of female-headed households
- IDPs living in village
- New IDP arrivals
- Returnees

Kherbet Amu		
51-75%	26-50%	None
Yes	No info	No
Tal Sheer Qamishli		
51-75%	51-75%	None
Yes	No	No
Tartab		
51-75%	26-50%	None
Yes	No info	Yes

• 8/60 communities assessed (5 communities are shown on the previous factsheet): Kherbet Amu, Tal Sheer Qamishli, Tartab



Shelter

- Independent apartment or house
- Shared apartment or house
- Unfinished apartment or house
- Tent
- Private space not for shelter
- Cave/natural shelter
- Collective public space not for shelter
- No IDPs
- No information
- Min - Max: rent paid per room (where known)

Kherbet Amu	
NDPs	IDPs
No info	
Tal Sheer Qamishli	
NDPs	IDPs
No info	
Tartab	
NDPs	IDPs
No info	

Livelihoods

Most common source of income

Most common strategies used to cope with lack of income / resources

Kherbet Amu

Stable employment
Daily employment
Business/trade

Taking loans/buying on credit
Borrowing from family/friends

Tal Sheer Qamishli

Stable employment
Support from family/friends
Remittances

Borrowing from family/friends
Skipping meals
Reducing meal size

Tartab

Stable employment
Farm owning
Business/trade

Borrowing from family/friends
Reducing meal size

NFIs

Kherbet Amu

B	2300 SYP	G	2200 SYP
C	700 SYP	N	9000 SYP
D	70 SYP	S	500 SYP
F	NA	X	NA

Tal Sheer Qamishli

B	NA	G	NA
C	NA	N	NA
D	NA	S	NA
F	NA	X	NA

Tartab

B	3500 SYP	G	3500 SYP
C	500 SYP	N	5000 SYP
D	70 SYP	S	900 SYP
F	NA	X	NA

Kherbet Amu

No lack of fuel

Tal Sheer Qamishli

No lack of fuel

Tartab

No lack of fuel

Most common electricity source

- Main network
- Generator
- No source
- Solar alternative
- No information

Fuel Prices (SYP)*

- B Butane (cannister)
- C Coal (1kg)
- D Diesel (1 litre)
- F Firewood (tonne)

NFI Prices (SYP)*

- Cement (50kg)
- Floor mat (3*4m)
- Plastic tarpaulin (1m²)
- Tent (5 persons)

NA: not available for purchase

Most common strategies used to cope with a lack of fuel

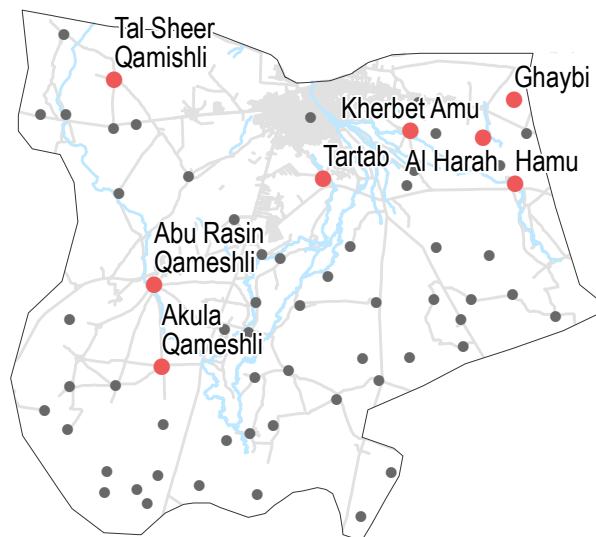
WASH

- Most common water source**
- Status of water source**
- Water is safe to drink
 - Water tastes/smells bad
 - People sick after drinking
 - No information
- Sufficiency of available water to meet household needs**
- Sufficient
 - Insufficient
 - No information
- Most common method of garbage disposal**

Kherbet Amu

- Network
 - Public free collection
- #### Tal Sheer Qamishli
- Open well
 - Public free collection
- #### Tartab
- Network
 - Private paid collection

• 8/60 communities assessed (5 communities are shown on the previous factsheet): Kherbet Amu, Tal Sheer Qamishli, Tartab



Education

- Status of primary schools in village**
- Functioning
 - Not functioning
 - Not available
 - No information
- Barriers to accessing education services**
- Kherbet Amu
- Most children accessed education

Tartab

Most children accessed education

Tal Sheer Qamishli

Lack of teaching staff
Lack of school supplies

Health



Most common health problems



Most common barriers to accessing healthcare

Kherbet Amu

Communicable diseases
Maternal health issues
Severe diseases affecting those aged less than 5

No facilities in the area
Disability/Injuries/Illness
Services are too expensive

Tal Sheer Qamishli

Disabilities
Chronic diseases
Maternal health issues

No facilities in the area
Services are too expensive

Tartab

Chronic diseases
Maternal health issues
Severe diseases affecting those aged less than 5

No facilities in the area
High cost of transportation
Disability/Injuries/Illness

Food Security

Kherbet Amu

- Bread: 50 SYP
 - Rice: 690 SYP
 - Lentils: 500 SYP
 - Sugar: 500 SYP
 - Cooking oil: 850 SYP
- Shops
 - Wheat not always available
 - Flour not always available
 - Insufficient electricity/fuel
 - Private bakeries unavailable

Tal Sheer Qamishli

- Bread: no info
 - Rice: no info
 - Lentils: no info
 - Sugar: no info
 - Cooking oil: no info
- Homemade
 - Flour too expensive
 - Private bakeries unavailable

Tartab

- Bread: 150 SYP
 - Rice: 650 SYP
 - Lentils: 500 SYP
 - Sugar: 600 SYP
 - Cooking oil: 700 SYP
- Shops
 - High price of flour
 - Flour not always available
 - Insufficient electricity/fuel
 - Private bakeries unavailable

Main challenges to obtaining food

- No challenges
- Some foods unavailable
- Local production decreased
- Lack of access to markets
- Some foods expensive
- Lack of resources to buy food
- Lack of access to fuel
- Cooking fuel unavailable
- No information

Bread (public): 1 pack
Rice: 1kg
Lentils: 1kg
Sugar: 1kg
Cooking oil: 1 litre

Access to bread

- Most common source of bread
- Most common barriers to accessing bread
- Number of days, per month, where bread from private bakeries was unavailable

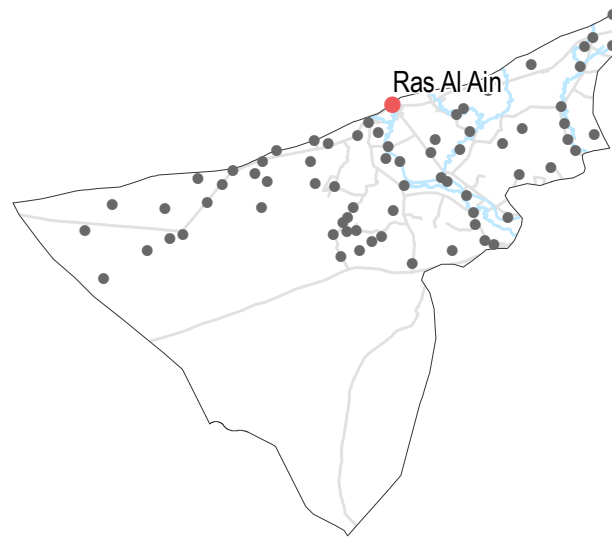
Displacement

- % of pre-conflict population remaining
- % of population that are female
- % of female-headed households
- IDPs living in village
- New IDP arrivals
- Returnees

Ras Al Ain

- 76-100%
- 51-75%
- 1-25%
- Yes
- No
- No

• 1/43 community assessed : Ras Al Ain



NFIs

Ras Al Ain

- B** 2200 SYP NA
- C** 400 SYP 5500 SYP
- D** 45 SYP NA
- F** NA NA

- Most common electricity source
- Main network
 - Generator
 - No source
 - Solar alternative
 - No information

- Fuel Prices (SYP)*
- B** Butane (cannister)
 - C** Coal (1kg)
 - D** Diesel (1 litre)
 - F** Firewood (tonne)

- NFI Prices (SYP)*
- Cement (50kg)
 - Floor mat (3*4m)
 - Plastic tarpaulin (1m²)
 - Tent (5 persons)
- NA: not available for purchase

Shelter

- Most common shelter
- Independent apartment or house
 - Shared apartment or house
 - Unfinished apartment or house
 - Tent
 - Private space not for shelter
 - Cave/natural shelter
 - Collective public space not for shelter
 - No IDPs
 - No information
- Min - Max: rent paid per room (where known)

Ras Al Ain

NDPs IDPs

5000 - 10000 SYP

Livelihoods

Most common source of income

Ras Al Ain

Stable employment
Farm owning

Most common strategies used to cope with lack of income / resources

Borrowing from family/friends
Skipping meals
Reducing meal size

Ras Al Ain

No lack of fuel

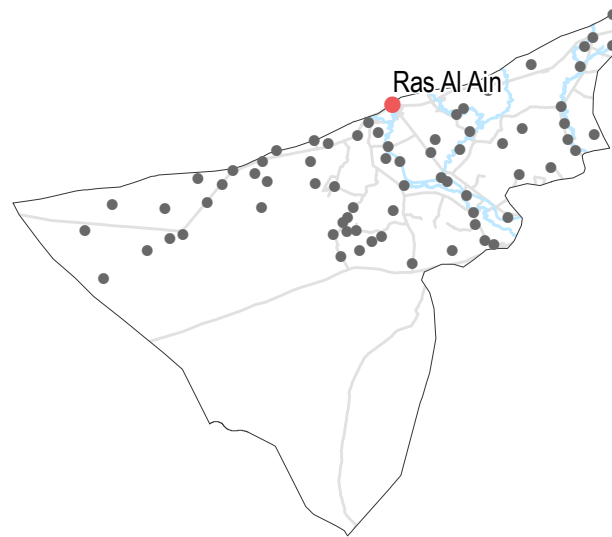
Most common strategies used to cope with a lack of fuel

WASH

- Most common water source
- Status of water source
- Water is safe to drink
 - Water tastes/smells bad
 - People sick after drinking
 - No information
- Sufficiency of available water to meet household needs
- Sufficient
 - Insufficient
 - No information
- Most common method of garbage disposal
-

- Ras Al Ain**
- Network
 - Private paid collection

• 1/43 community assessed : Ras Al Ain



Food Security

Ras Al Ain

- Bread: 70 SYP
- Rice: 700 SYP
- Lentils: 400 SYP
- Sugar: 300 SYP
- Cooking oil: 550 SYP

- Public bakeries
- No difficulties reported
- 0

Main challenges to obtaining food

- No challenges
- Some foods unavailable
- Local production decreased
- Lack of access to markets
- Some foods expensive
- Lack of resources to buy food
- Lack of access to fuel
- Cooking fuel unavailable
- No information

- Bread (public): 1 pack
- Rice: 1kg
- Lentils: 1kg
- Sugar: 1kg
- Cooking oil: 1 litre

Access to bread

- Most common source of bread
- Most common barriers to accessing bread
- Number of days, per month, where bread from private bakeries was unavailable

Education

- Status of primary schools in village
- Functioning
 - Not functioning
 - Not available
 - No information
- Barriers to accessing education services

- Ras Al Ain**
- Most children accessed education

Health

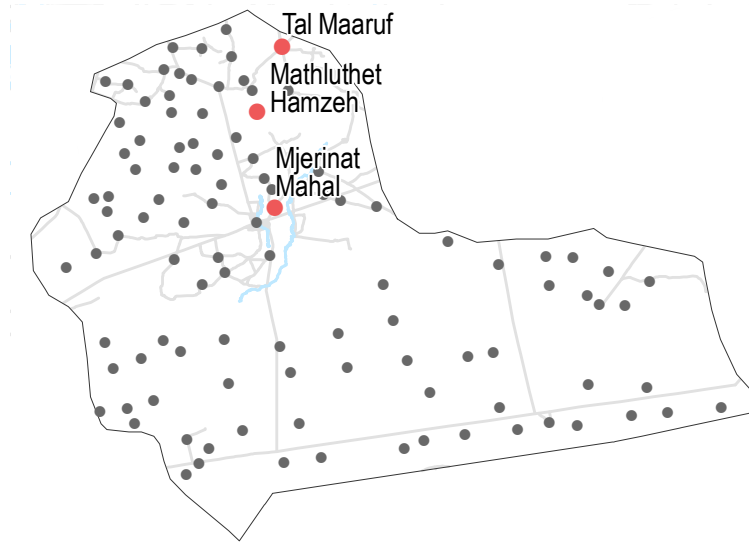
- Ras Al Ain**
- Most common health problems
 - Disabilities
 - Chronic diseases
 - Maternal health issues
 - Most common barriers to accessing healthcare
 - No difficulties reported

Displacement

- % of pre-conflict population remaining
- % of population that are female
- % of female-headed households
- IDPs living in village
- New IDP arrivals
- Returnees

Mathluthet Hamzeh		
76-100%	76-100%	1-25%
Yes	No info	Yes
Mjerinat Mahal		
51-75%	26-50%	None
Yes	No info	No
Tal Maaruf		
76-100%	51-75%	None
Yes	No info	Yes

• 3/98 communities assessed : Mathluthet Hamzeh, Mjerinat Mahal, Tal Maaruf



Shelter

- Independent apartment or house
- Shared apartment or house
- Unfinished apartment or house
- Tent
- Private space not for shelter
- Cave/natural shelter
- Collective public space not for shelter
- No IDPs
- No information
- Min - Max: rent paid per room (where known)

Mathluthet Hamzeh	
NDPs	IDPs
No info	
Mjerinat Mahal	
NDPs	IDPs
No info	
Tal Maaruf	
NDPs	IDPs
5000 - 8000 SYP	

Livelihoods

- Most common source of income
- Most common strategies used to cope with lack of income / resources

Mathluthet Hamzeh	Stable employment Farm owning	Skipping meals Reducing meal size
Mjerinat Mahal	Stable employment Sale of household assets Farm owning	Borrowing from family/friends
Tal Maaruf	Stable employment Support from family/friends Remittances	Borrowing from family/friends

NFIs

Mathluthet Hamzeh	B 2200 SYP	NA
C NA	NA	D NA
F NA	NA	NA
Mjerinat Mahal	B 2900 SYP	NA
C NA	NA	D 70 SYP
F NA	NA	NA
Tal Maaruf	B 2200 SYP	3500 SYP
C NA	NA	D NA
F NA	NA	NA

- Mathluthet Hamzeh**
Burning furniture not in use
Burning furniture in use
Burning productive assets
- Mjerinat Mahal**
No lack of fuel
- Tal Maaruf**
No lack of fuel

- Most common electricity source
- Main network
- Generator
- No source
- Solar alternative
- No information
- Fuel Prices (SYP)*
- B Butane (cannister)
- C Coal (1kg)
- D Diesel (1 litre)
- F Firewood (tonne)
- NFI Prices (SYP)*
- Cement (50kg)
- Floor mat (3*4m)
- Plastic tarpaulin (1m²)
- Tent (5 persons)
- NA: not available for purchase

- Most common strategies used to cope with a lack of fuel

WASH

- Most common water source
- Status of water source
- Water is safe to drink
 - Water tastes/smells bad
 - People sick after drinking
 - No information
- Sufficiency of available water to meet household needs
- Sufficient
 - Insufficient
 - No information
- Most common method of garbage disposal

Mathluthet Hamzeh

- Closed well
- Disposed at designated site

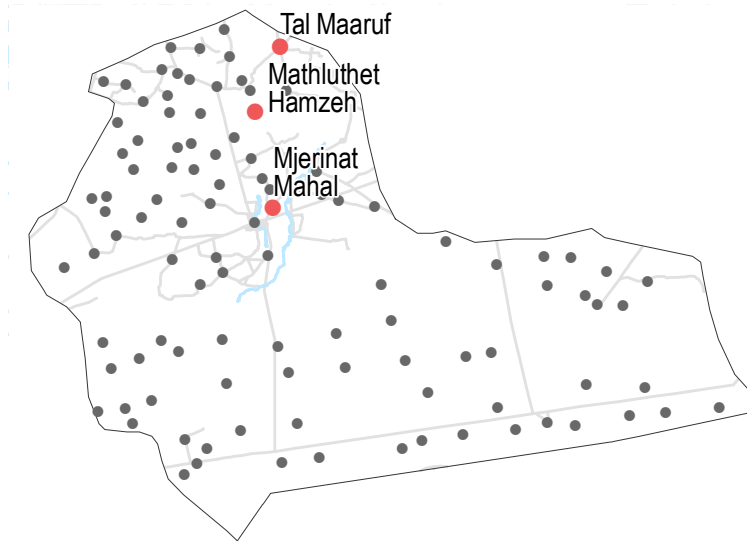
Mjerinat Mahal

- Closed well
- Disposed at designated site

Tal Maaruf

- Network
- Private paid collection

• 3/98 communities assessed : Mathluthet Hamzeh, Mjerinat Mahal, Tal Maaruf



Education

- Status of primary schools in village
- Functioning
 - Not functioning
 - Not available
 - No information
- Barriers to accessing education services

Tal Maaruf

Most children accessed education

Mathluthet Hamzeh

Most children accessed education

Mjerinat Mahal

Services are too far

Health

Most common health problems

Most common barriers to accessing healthcare

Mathluthet Hamzeh

Diarrhoea
Malnutrition

No facilities in the area
Services are too expensive

Mjerinat Mahal

Disabilities
Diarrhoea
Malnutrition

No facilities in the area
High cost of transportation
Lack of transportation

Tal Maaruf

Maternal health issues
Severe diseases affecting those aged less than 5
Symptoms of psychological trauma

No facilities in the area
High cost of transportation
Services are too expensive

Food Security

Mathluthet Hamzeh

- Bread: no info
- Rice: 500 SYP
- Lentils: 500 SYP
- Sugar: 500 SYP
- Cooking oil: 700 SYP
- Bread is not available in the village
- No difficulties reported
- Private bakeries unavailable

Mjerinat Mahal

- Bread: no info
- Rice: 600 SYP
- Lentils: 500 SYP
- Sugar: 450 SYP
- Cooking oil: 700 SYP
- Homemade
- No difficulties reported
- Private bakeries unavailable

Tal Maaruf

- Bread: 75 SYP
- Rice: 550 SYP
- Lentils: 350 SYP
- Sugar: 400 SYP
- Cooking oil: 400 SYP
- Public bakeries
- Yeast not always available
- Flour not always available
- Insufficient electricity/fuel
- 1 to 10

Main challenges to obtaining food

- No challenges
- Some foods unavailable
- Local production decreased
- Lack of access to markets
- Some foods expensive
- Lack of resources to buy food
- Lack of access to fuel
- Cooking fuel unavailable
- No information

Bread (public): 1 pack
Rice: 1kg
Lentils: 1kg
Sugar: 1kg
Cooking oil: 1 litre

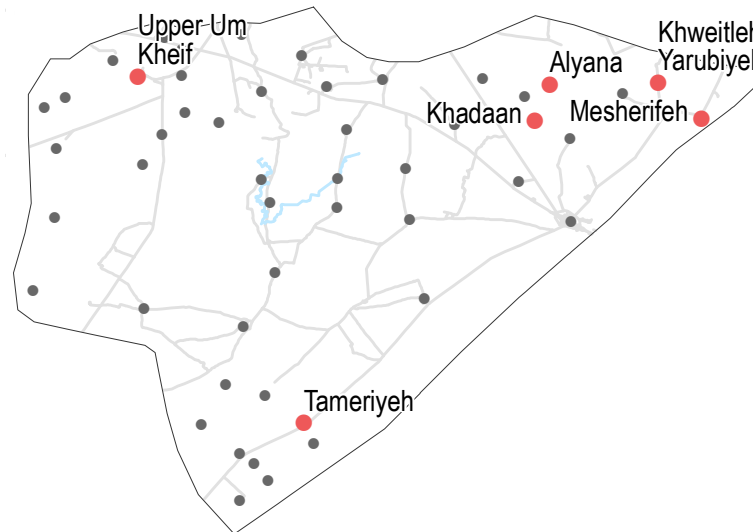
Access to bread

- Most common source of bread
- Most common barriers to accessing bread
- Number of days, per month, where bread from private bakeries was unavailable

Displacement

% of pre-conflict population remaining	Alyana 76-100%	51-75%	1-25%
% of population that are female	Yes	No info	No
% of female-headed households	Khadaan 76-100%	26-50%	1-25%
IDPs living in village	Yes	No info	No
New IDP arrivals	Khweitleh Yarubiyeh 76-100%	51-75%	None
Returnees	Yes	No info	No

• 6/46 communities assessed (3 communities are shown on the next factsheet): Alyana, Khadaan, Khweitleh Yarubiyeh



NFIs

Alyana	
B 3500 SYP	NA
C NA	NA
D 120 SYP	NA
F NA	NA
Khadaan	
B 2500 SYP	NA
C NA	6000 SYP
D 40 SYP	NA
F NA	NA
Khweitleh Yarubiyeh	
B 3500 SYP	NA
C NA	NA
D 80 SYP	NA
F NA	NA

Most common electricity source
Main network
Generator
No source
Solar alternative
No information
Fuel Prices (SYP)*
B Butane (cannister)
C Coal (1kg)
D Diesel (1 litre)
F Firewood (tonne)
NFI Prices (SYP)*
Cement (50kg)
Floor mat (3*4m)
Plastic tarpaulin (1m ²)
Tent (5 persons)
NA: not available for purchase

Shelter

Most common shelter	Alyana
Independent apartment or house	NDPs IDPs
Shared apartment or house	No info
Unfinished apartment or house	
Tent	
Private space not for shelter	Khadaan
Cave/natural shelter	NDPs IDPs
Collective public space not for shelter	No info
No IDPs	
No information	Khweitleh Yarubiyeh
Min - Max: rent paid per room (where known)	NDPs IDPs
	No info

Livelihoods

	Most common source of income	Most common strategies used to cope with lack of income / resources
Alyana	Farm owning Business/trade Remittances	Skipping meals Reducing meal size
Khadaan	Daily employment Business/trade Remittances	Skipping meals Reducing meal size
Khweitleh Yarubiyeh	Stable employment Farm owning Business/trade	Skipping meals Reducing meal size Eating weeds

Alyana
No lack of fuel

Khadaan
No lack of fuel

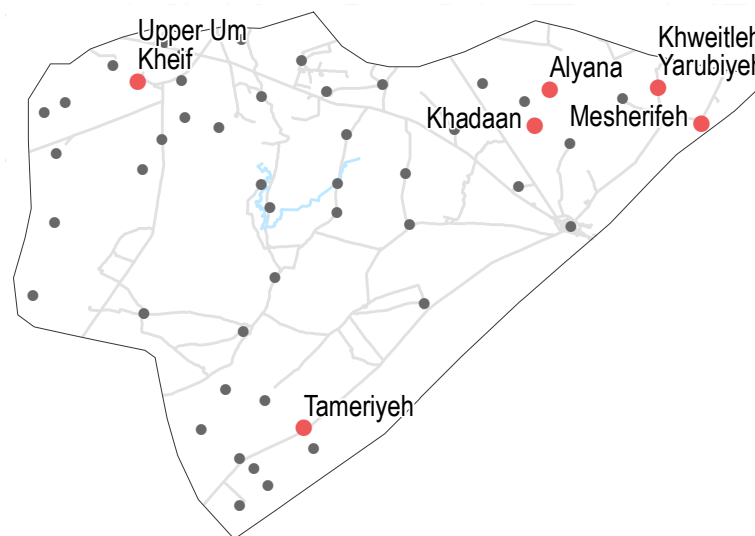
Khweitleh Yarubiyeh
Burning furniture not in use
Burning plastics
Burning waste

WASH

- Most common water source**
- Status of water source**
- Water is safe to drink
 - Water tastes/smells bad
 - People sick after drinking
 - No information
- Sufficiency of available water to meet household needs**
- Sufficient
 - Insufficient
 - No information
- Most common method of garbage disposal**

- Alyana**
- Network
 - Private paid collection
- Khadaan**
- Network
 - Private paid collection
- Khweitleh Yarubiyeh**
- Closed well
 - Buried / burned

6/46 communities assessed (3 communities are shown on the next factsheet): Alyana, Khadaan, Khweitleh Yarubiyeh



Education

- Status of primary schools in village**
- Functioning
 - Not functioning
 - Not available
 - No information
- Barriers to accessing education services**
- Alyana**
- Most children accessed education

- Khweitleh Yarubiyeh**
- Most children accessed education

- Khadaan**
- Most children accessed education

Health

	Most common health problems	Most common barriers to accessing healthcare
Alyana	Diarrhoea Pregnancy related diseases Malnutrition	No facilities in the area High cost of transportation Lack of transportation
Khadaan	Acute respiratory infections Fever Severe diseases affecting those aged less than 5	No facilities in the area Services are too expensive
Khweitleh Yarubiyeh	Diarrhoea Pregnancy related diseases Acute respiratory infections	No facilities in the area High cost of transportation Services are too expensive

Food Security

Alyana

- Bread: no info
- Rice: 700 SYP
- Lentils: 280 SYP
- Sugar: 500 SYP
- Cooking oil: 700 SYP
- Shops
- No difficulties reported
- Private bakeries unavailable

Khadaan

- Bread: 100 SYP
- Rice: 650 SYP
- Lentils: 450 SYP
- Sugar: 650 SYP
- Cooking oil: 700 SYP
- Shops
- No difficulties reported
- Private bakeries unavailable

Khweitleh Yarubiyeh

- Bread: no info
- Rice: 500 SYP
- Lentils: 300 SYP
- Sugar: 500 SYP
- Cooking oil: 650 SYP
- Homemade
- No difficulties reported
- Private bakeries unavailable

Main challenges to obtaining food

- No challenges
- Some foods unavailable
- Local production decreased
- Lack of access to markets
- Some foods expensive
- Lack of resources to buy food
- Lack of access to fuel
- Cooking fuel unavailable
- No information

Bread (public): 1 pack
Rice: 1kg
Lentils: 1kg
Sugar: 1kg
Cooking oil: 1 litre

Access to bread

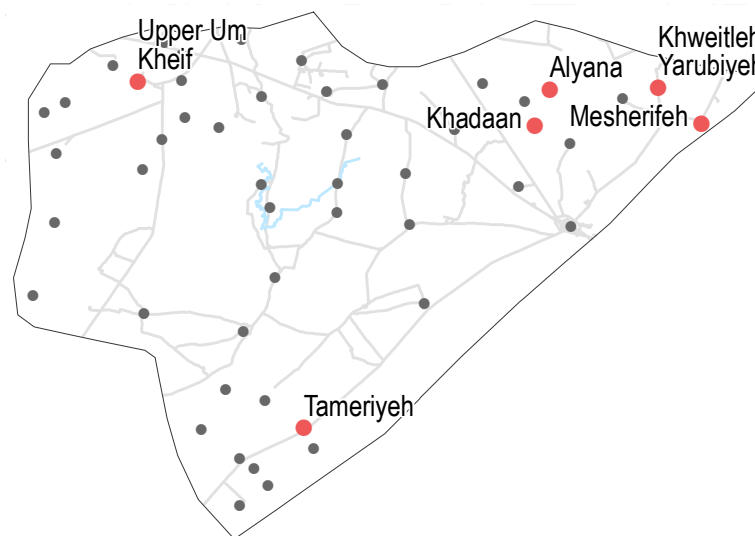
- Most common source of bread
- Most common barriers to accessing bread
- Number of days, per month, where bread from private bakeries was unavailable

Displacement

- % of pre-conflict population remaining
- % of population that are female
- % of female-headed households
- IDPs living in village
- New IDP arrivals
- Returnees

Mesherifeh		
76-100%	26-50%	1-25%
Yes	No	No
Tameriyeh		
51-75%	51-75%	None
Yes	No	No
Upper Um Kheif		
51-75%	51-75%	1-25%
Yes	No	No

• 6/46 communities assessed (3 communities are shown on the previous factsheet): Mesherifeh, Tameriyeh, Upper Um Kheif



Shelter

- Independent apartment or house
- Shared apartment or house
- Unfinished apartment or house
- Tent
- Private space not for shelter
- Cave/natural shelter
- Collective public space not for shelter
- No IDPs
- No information
- Min - Max: rent paid per room (where known)

Mesherifeh	
NDPs	IDPs
No info	
Tameriyeh	
NDPs	IDPs
No info	
Upper Um Kheif	
NDPs	IDPs
No info	

Livelihoods

Most common source of income

Most common strategies used to cope with lack of income / resources

Community	Most common source of income	Most common strategies used to cope with lack of income / resources
Mesherifeh	Stable employment Farm owning Business/trade	Skipping meals Reducing meal size
Tameriyeh	High risk/illegal work Farm owning Remittances	Borrowing from family/friends Skipping meals
Upper Um Kheif	Stable employment Farm owning Business/trade	Borrowing from family/friends Reducing meal size

NFIs

Mesherifeh

B 2200 SYP	NA
C NA	NA
D 70 SYP	NA
F NA	NA

Tameriyeh

B 2300 SYP	3000 SYP
C NA	5500 SYP
D 55 SYP	NA
F NA	NA

Upper Um Kheif

B 2500 SYP	2600 SYP
C NA	NA
D 100 SYP	NA
F NA	NA

Mesherifeh

No lack of fuel

Tameriyeh

No lack of fuel

Upper Um Kheif

No lack of fuel

Most common electricity source

- Main network
- Generator
- No source
- Solar alternative
- No information

Fuel Prices (SYP)*

- B Butane (cannister)
- C Coal (1kg)
- D Diesel (1 litre)
- F Firewood (tonne)

NFI Prices (SYP)*

- Cement (50kg)
- Floor mat (3*4m)
- Plastic tarpaulin (1m²)
- Tent (5 persons)

NA: not available for purchase

Most common strategies used to cope with a lack of fuel

WASH

- Most common water source**
- Water is safe to drink
 - Water tastes/smells bad
 - People sick after drinking
 - No information
- Sufficiency of available water to meet household needs**
- Sufficient
 - Insufficient
 - No information
- Most common method of garbage disposal**
- Disposed at designated site
 - Buried / burned
 - Public free collection

Mesherifeh

- Network
- Disposed at designated site

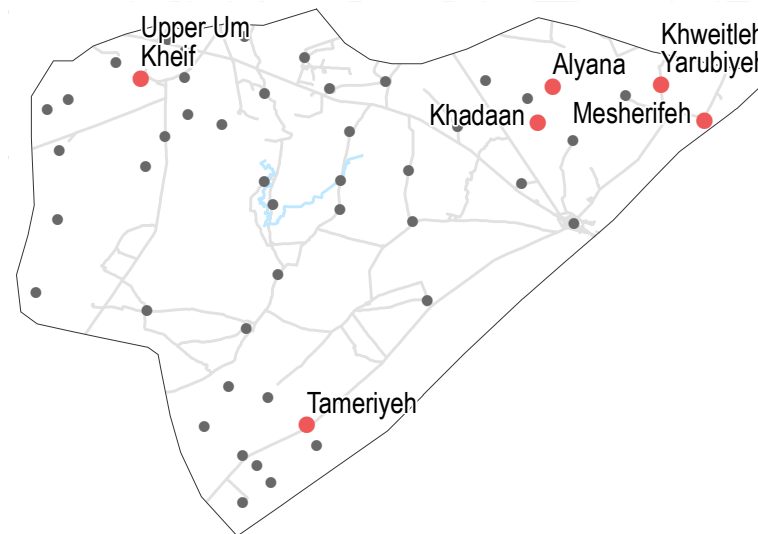
Tameriyeh

- Closed well
- Buried / burned

Upper Um Kheif

- Network
- Public free collection

• 6/46 communities assessed (3 communities are shown on the previous factsheet): Mesherifeh, Tameriyeh, Upper Um Kheif



Food Security

Mesherifeh

- Bread: no info
- Rice: 550 SYP
- Lentils: 500 SYP
- Sugar: 500 SYP
- Cooking oil: 700 SYP
- Shops
- No difficulties reported
- Private bakeries unavailable

Tameriyeh

- Bread: no info
- Rice: 600 SYP
- Lentils: 500 SYP
- Sugar: 450 SYP
- Cooking oil: 600 SYP
- Homemade
- High price of flour
- Flour not always available
- Yeast not always available
- Private bakeries unavailable

Upper Um Kheif

- Bread: 100 SYP
- Rice: 700 SYP
- Lentils: 350 SYP
- Sugar: 500 SYP
- Cooking oil: 650 SYP
- Public bakeries
- No difficulties reported
- 0

Main challenges to obtaining food

- No challenges
- Some foods unavailable
- Local production decreased
- Lack of access to markets
- Some foods expensive
- Lack of resources to buy food
- Lack of access to fuel
- Cooking fuel unavailable
- No information

- Bread (public): 1 pack
- Rice: 1kg
- Lentils: 1kg
- Sugar: 1kg
- Cooking oil: 1 litre

- Access to bread
- Most common source of bread
- Most common barriers to accessing bread
- Number of days, per month, where bread from private bakeries was unavailable

Education

- Status of primary schools in village**
- Functioning
 - Not functioning
 - Not available
 - No information
- Barriers to accessing education services**

Upper Um Kheif

Most children accessed education

Mesherifeh

Most children accessed education

Tameriyeh

Most children accessed education

Health

Most common health problems

Most common barriers to accessing healthcare

Mesherifeh

- Communicable diseases
- Chronic diseases
- Acute respiratory infections

- No facilities in the area
- Lack of transportation
- Services are too expensive

Tameriyeh

- Diarrhoea
- Chronic diseases
- Severe diseases affecting those aged less than 5

- No facilities in the area
- Security concerns around travel
- Security concerns around entering facilities

Upper Um Kheif

- Diarrhoea
- Chronic diseases
- Maternal health issues

- No facilities in the area
- High cost of transportation
- Services are too expensive