

Introduction

This multi-sector needs assessment is part of a monthly data collection exercise which aims to gather information about needs and the humanitarian situation inside Syria. The factsheets present information collected in September 2016, referring to the situation in August 2016.

These factsheets present information at the community level for thirteen sub-districts in Al Hasakeh governorate. In Al Hasakeh and Quamishli Cities, neighbourhood level data has been collected so information is presented at this level*. Selected key indicators for the following sectors are included in the factsheets: displacement, shelter, NFIs, health, food security, WASH, education. The factsheets do not cover the entire range of indicators gathered in the questionnaire.

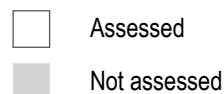
For full visualisation of all indicators collected, please see the SIMAWG Needs Identification Dynamic Reporting Tool, available here: <http://www.reach-info.org/syr/simawg/>

Methodology and limitations

These findings are based on data collected both directly and remotely (in Jordan, Lebanon, Kurdistan Region of Iraq and Turkey) from Key Informants residing in their community of origin in Syria.

Information was collected from Key Informants in 88 communities in 13 sub-districts of Al Hasakeh governorate. For each question asked, confidence levels are assigned based on the Key Informant's area of expertise and knowledge of the sector-specific situation.

For a full description of the methodology, please see the Terms of Reference, available on the [REACH Resource Centre here](#) (link).



PDF: click on sub-district name to jump to factsheet

Al Hasakeh, Al Hasakeh Governorate

September 2016

Shelter

Most common shelter

- Independent apartment or house
- Shared apartment or house
- Unfinished apartment or house
- Tent
- Private space not for shelter
- Cave/natural shelter
- Collective public space not for shelter

- No IDPs
- No information

Min - Max: rent paid per room (where known)

Western Sabe Skur

- IDPs
- NDP
- No rent information

Safya

- IDPs
- NDP
- No rent information

Al Hasakeh (Kalaseh)

- IDPs
- NDP
- 4000 - 5000 SYP

Tal Tawel (Mahshosh)

- IDPs
- NDP
- No rent information

Tal Tawel (Marsho)

- IDPs
- NDP
- 5000 - 6000 SYP

- Assessed communities 4/52; 3 of the communities assessed are found within Al Hasakeh City;
 - Western Sabe Skur
 - Safya
 - Al Hasakeh (Kalaseh)
 - Tal Tawel (Mahshosh)
 - Tal Tawel (Marsho)

Livelihoods

Most common strategies used to cope with lack of income / resources

Western Sabe Skur

- Selling household assets
- Reducing meal size

Safya

- Borrowing from family/friends
- Selling household assets

Al Hasakeh (Kalaseh)

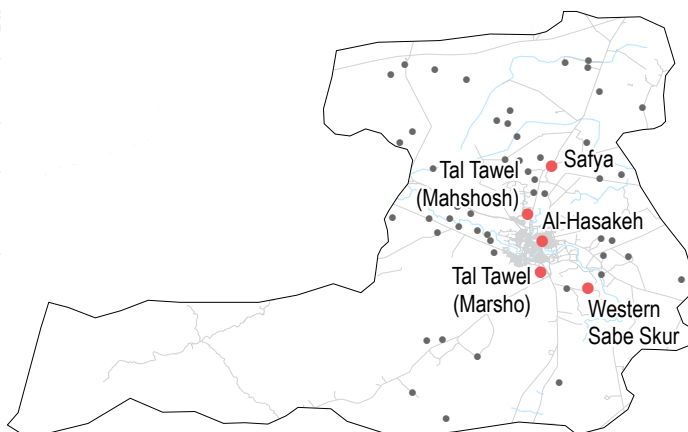
- Borrowing from family/friends
- Skipping meals
- Reducing meal size

Tal Tawel (Mahshosh)

- Borrowing from family/friends
- Skipping meals
- Reducing meal size

Tal Tawel (Marsho)

- Borrowing from family/friends
- Spending days without eating



Displacement

Western Sabe Skur

- 51-75%
- Yes
- Yes

Safya

- 76-100%
- No
- No info

Al Hasakeh (Kalaseh)

- 51-75%
- No
- No info

Tal Tawel (Mahshosh)

- 51-75%
- Yes
- Yes

% of pre-conflict population remaining

IDPs already living in village

IDPs arrived in last month

Tal Tawel (Marsho)

- 26-50%
- Yes
- Yes

NFIs

Western Sabe Skur

- B 2100 SYP
- D 40 SYP
- F NA

Al Hasakeh (Kalaseh)

- B 2200 SYP
- D NA
- F NA

Tal Tawel (Marsho)

- B 2200 SYP
- D NA
- F NA

Safya

- B 2300 SYP
- D 40 SYP
- F NA

Tal Tawel (Mahshosh)

- B NA
- D NA
- F NA

Most common electricity source

- Main network
- Generator
- No source available
- No information

Fuel Prices

- B Butane (cannister)
- D Diesel (litre)
- F Firewood (tonne)

NA: not available for purchase

Al Hasakeh, Al Hasakeh Governorate

September 2016

Health

Most common health problems

Al Hasakeh (Kalaseh)

Chronic disease with no access to medicine
Injuries
Severe diseases affecting those aged less than 5

Tal Tawel (Mahshosh)

Chronic disease with no access to medicine
Acute respiratory infections
Severe diseases affecting those aged less than 5

Tal Tawel (Marsho)

Diarrhea
Chronic disease with no access to medicine
Acute respiratory infections

Western Sabe Skur

Chronic disease with no access to medicine
Pregnancy related diseases
Severe diseases affecting those aged less than 5

Safya

Diarrhea
Malnutrition
Severe diseases affecting those aged less than 5

- Assessed communities 4/52; 3 of the communities assessed are found within Al Hasakeh City; Western Sabe Skur Safya Al Hasakeh (Kalaseh) Tal Tawel (Mahshosh) Tal Tawel (Marsho)

Food Security

Tal Tawel (Marsho)

Bread: 125 SYP
Rice: 550 SYP
Lentils: 400 SYP
Cooking oil: 500 SYP
Sugar: 450 SYP

Western Sabe Skur

Bread: 150 SYP
Rice: 400 SYP
Lentils: 550 SYP
Cooking oil: 650 SYP
Sugar: 600 SYP

Al Hasakeh (Kalaseh)

Bread: 30 SYP
Rice: 550 SYP
Lentils: 400 SYP
Cooking oil: 500 SYP
Sugar: 450 SYP

Safya

Bread: 75 SYP
Rice: 475 SYP
Lentils: 275 SYP
Cooking oil: 560 SYP
Sugar: 375 SYP

Tal Tawel (Mahshosh)

Bread: 50 SYP
Rice: 600 SYP
Lentils: 750 SYP
Cooking oil: 800 SYP
Sugar: 600 SYP

Challenges to obtaining food

- No challenges
- Some foods unavailable
- Local production decreased
- Lack of access to market
- Some foods expensive
- Lack of resources to buy food available in markets
- Lack of access to available cooking fuel
- Lack of cooking fuel
- No information

Bread public: 1 pack
Rice, lentils, sugar: 1 kg
Cooking oil: 1 litre

WASH

Most common water source

Status of source

- Water is safe to drink
- Water tastes/smells bad
- People sick after drinking
- No information

Change in available water since last month

- More water
- No change
- Less water
- No information

Most common method of garbage disposal

Western Sabe Skur

Water trucking
 Buried / burned

Safya

Network
 Disposed at designated site

Al Hasakeh (Kalaseh)

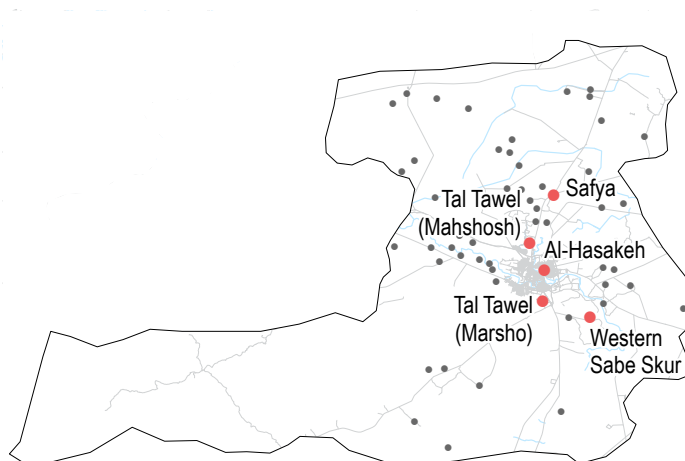
Network
 Private paid collection

Tal Tawel (Mahshosh)

Network
 Private paid collection

Tal Tawel (Marsho)

Network
 Public free collection



Education



Western Sabe Skur
All children accessed education



Safya
All children accessed education



Al Hasakeh (Kalaseh)
All children accessed education



Tal Tawel (Mahshosh)
All children accessed education

Status of primary schools in village

- Functioning
 - Not functioning
 - Not available
 - No information
 - Barriers to accessing education services
- Tal Tawel (Marsho)**
All children accessed education

Al Malikeyyeh (1/3), Al Hasakeh Governorate

September 2016

Shelter

Most common shelter

- Independent apartment or house
- Shared apartment or house
- Unfinished apartment or house
- Tent
- Private space not for shelter
- Cave/natural shelter
- Collective public space not for shelter

- No IDPs
- No information

Min - Max: rent paid per room (where known)

Hallaq

- IDPs
- NDP
- No rent information

Najaf

- IDPs
- NDP
- No rent information

Sharm El Sheikh

- IDPs
- NDP
- No rent information

Marja

- IDPs
- NDP
- No rent information

Um Tlul

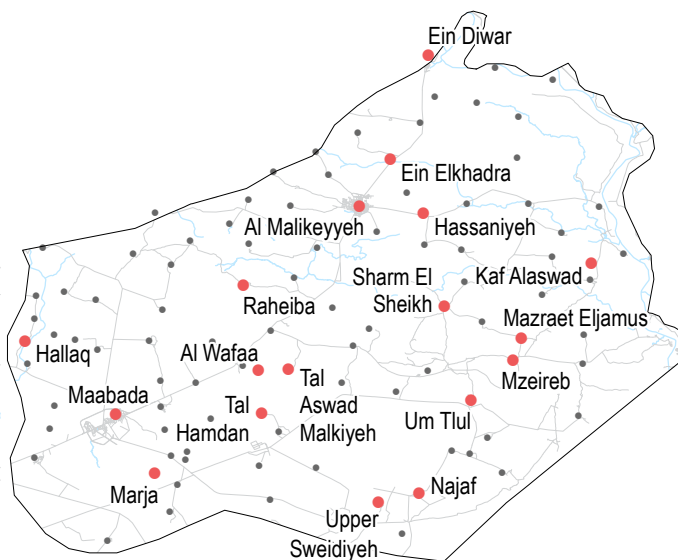
- IDPs
- NDP
- No rent information

Upper Sweidiyeh

- IDPs
- NDP
- No rent information

• Assessed communities 18/98 (12 communities are shown on the next two factsheets);

- Hallaq
- Najaf
- Sharm El Sheikh
- Marja
- Um Tlul
- Upper Sweidiyeh



Livelihoods

Most common strategies used to cope with lack of income / resources

Hallaq
Borrowing from family/friends

Marja
Taking loans/buying on credit

Najaf
Skipping meals
Reducing meal size

Um Tlul
Skipping meals
Reducing meal size
Eating weeds

Sharm El Sheikh
Children sent to work/beg
Skipping meals
Reducing meal size

Upper Sweidiyeh
Skipping meals
Reducing meal size

Displacement

Hallaq

- 51-75%
- No
- No info

Najaf

- 51-75%
- No
- No info

Sharm El Sheikh

- 51-75%
- No
- No info

Marja

- 76-100%
- No
- No info

% of pre-conflict population remaining

IDPs already living in village

IDPs arrived in last month

Um Tlul

- 26-50%
- No
- No info

Upper Sweidiyeh

- 26-50%
- No
- No info

NFIs

Hallaq

- NA
- B** NA
- D** NA
- F** NA

Najaf

- 3000 SYP
- B** 3000 SYP
- D** NA
- F** NA

Sharm El Sheikh

- NA
- B** NA
- D** NA
- F** 30000 SYP

Marja

- NA
- B** NA
- D** NA
- F** NA

Um Tlul

- NA
- B** 2100 SYP
- D** 60 SYP
- F** NA

Upper Sweidiyeh

- NA
- B** 2500 SYP
- D** 50 SYP
- F** NA

Most common electricity source

- Main network
- Generator
- No source available
- No information

Fuel Prices

- B** Butane (cannister)
- D** Diesel (litre)
- F** Firewood (tonne)

NA: not available for purchase

Al Malikeyyeh (1/3), Al Hasakeh Governorate

September 2016

Health

Most common health problems

Sharm El Sheikh

Diarrhea
Chronic disease with no access to medicine
Acute respiratory infections

Upper Sweidiyeh

Diarrhea
Chronic disease with no access to medicine
Acute respiratory infections

Marja

Maternal health issues
Acute respiratory infections
Symptoms of psychological trauma

Um Tlul

Diarrhea
Pregnancy related diseases

Hallaq

Diarrhea
Chronic disease with no access to medicine
Severe diseases affecting those aged less than 5

Najaf

Chronic disease with no access to medicine
Maternal health issues
Acute respiratory infections

• Assessed communities 18/98 (12 communities are shown on the next two factsheets);
Hallaq
Najaf
Sharm El Sheikh
Marja
Um Tlul
Upper Sweidiyeh

Food Security

Um Tlul

Bread: 20 SYP
Rice: 800 SYP
Lentils: 250 SYP
Cooking oil: 700 SYP
Sugar: 550 SYP

Hallaq

Bread: 25 SYP
Rice: 700 SYP
Lentils: 300 SYP
Cooking oil: 800 SYP
Sugar: no info

Sharm El Sheikh

Bread: 65 SYP
Rice: 600 SYP
Lentils: 400 SYP
Cooking oil: 400 SYP
Sugar: 650 SYP

Upper Sweidiyeh

Bread: no info
Rice: 500 SYP
Lentils: 200 SYP
Cooking oil: 800 SYP
Sugar: 700 SYP

Najaf

Bread: 35 SYP
Rice: 400 SYP
Lentils: 120 SYP
Cooking oil: 500 SYP
Sugar: 600 SYP

Marja

Bread: no info
Rice: no info
Lentils: no info
Cooking oil: no info
Sugar: no info

Challenges to obtaining food

- No challenges
- Some foods unavailable
- Local production decreased
- Lack of access to market
- Some foods expensive
- Lack of resources to buy food available in markets
- Lack of access to available cooking fuel
- Lack of cooking fuel
- No information

Bread public: 1 pack
Rice, lentils, sugar: 1 kg
Cooking oil: 1 litre

WASH

Most common water source

Status of source

- Water is safe to drink
- Water tastes/smells bad
- People sick after drinking
- No information

Change in available water since last month

- More water
- No change
- Less water
- No information

Most common method of garbage disposal

Hallaq

Closed well
 Public free collection

Najaf

Closed well
 Left in street / public area

Sharm El Sheikh

Closed well
 Public free collection

Marja

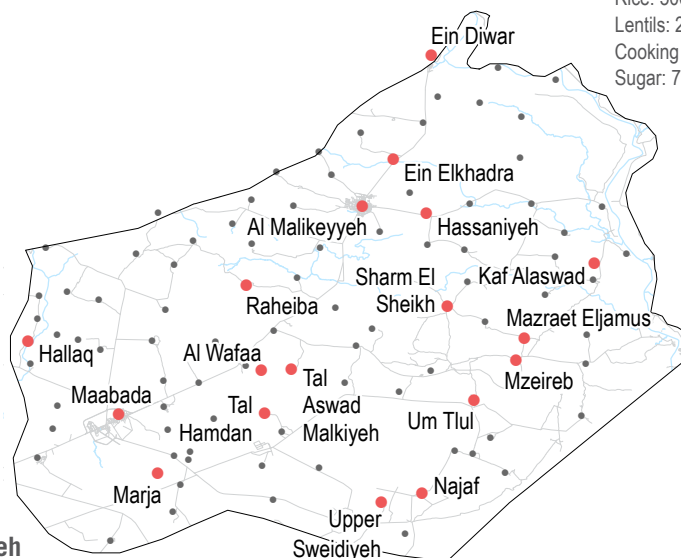
Network
 Private paid collection

Upper Sweidiyeh

Closed well
 Private paid collection

Um Tlul

Closed well
 Left in street / public area



Education

Hallaq

All children accessed education

Najaf

All children accessed education

Sharm El Sheikh

All children accessed education

Marja

All children accessed education

Status of primary schools in village

- Functioning
- Not functioning
- Not available
- No information
- Barriers to accessing education services

Um Tlul

All children accessed education

Upper Sweidiyeh

All children accessed education

Al Malikeyyeh (2/3), Al Hasakeh Governorate

September 2016

Shelter

Most common shelter

- Independent apartment or house
- Shared apartment or house
- Unfinished apartment or house
- Tent
- Private space not for shelter
- Cave/natural shelter
- Collective public space not for shelter

- No IDPs
- No information

Min - Max: rent paid per room (where known)

Maabada

IDPs NDP

 5000 - 5500 SYP

Tal Hamdan

IDPs NDP

 No rent information

Tal Aswad Malkiyeh

IDPs NDP

 No rent information

Raheiba

IDPs NDP

 No rent information

Ein Elkhadra

IDPs NDP

 No rent information

Al Malikeyyeh

IDPs NDP

 5000 - 6000 SYP

Livelihoods

Most common strategies used to cope with lack of income / resources

Maabada
 Borrowing from family/friends

Tal Hamdan
 Skipping meals
 Reducing meal size

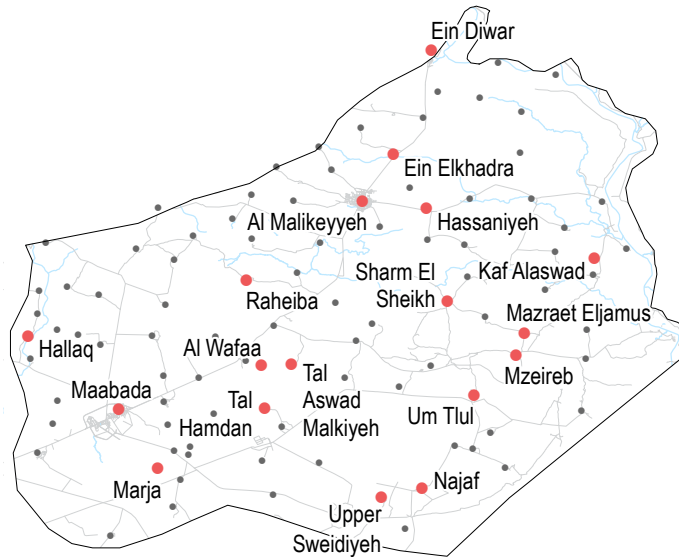
Tal Aswad Malkiyeh
 Borrowing from family/friends
 Selling household assets
 Reducing meal size

Raheiba
 Borrowing from family/friends
 Skipping meals
 Reducing meal size

Ein Elkhadra
 Skipping meals
 Reducing meal size
 Eating weeds

Al Malikeyyeh
 Borrowing from family/friends
 Skipping meals
 Reducing meal size

- Assessed communities 18/98 (6 communities are shown on the previous factsheet, 6 are shown on the next);
- Maabada
- Tal Aswad Malkiyeh
- Ein Elkhadra
- Tal Hamdan
- Raheiba
- Al Malikeyyeh



Displacement

Maabada

51-75%
 No No info

Tal Aswad Malkiyeh

76-100%
 No No info

Ein Elkhadra

51-75%
 No No info

Tal Hamdan

51-75%
 Yes Yes

- % of pre-conflict population remaining
- IDPs already living in village
- IDPs arrived in last month

Raheiba

26-50%
 No No info

Al Malikeyyeh

1-25%
 No No info

NFIs

Maabada
B 2200 SYP
D 35 SYP
F 45000 SYP

Tal Aswad Malkiyeh
B 2100 SYP
D 50 SYP
F NA

Ein Elkhadra
B NA
D NA
F NA

Tal Hamdan
B 3000 SYP
D NA
F NA

Raheiba
B 2500 SYP
D 35 SYP
F NA

Al Malikeyyeh
B 2100 SYP
D 37 SYP
F NA

- Most common electricity source
- Main network
- Generator
- No source available
- No information

- Fuel Prices
- B** Butane (cannister)
- D** Diesel (litre)
- F** Firewood (tonne)
- NA: not available for purchase

Al Malikeyyeh (2/3), Al Hasakeh Governorate

September 2016

Health

Most common health problems

Ein Elkhadra
 Chronic disease with no access to medicine
 Acute respiratory infections
 Malnutrition

Al Malikeyyeh
 Chronic disease with no access to medicine
 Pregnancy related diseases
 Symptoms of psychological trauma

Maabada
 Disabilities
 Chronic disease with no access to medicine
 Maternal health issues

Tal Hamdan
 Diarrhea
 Pregnancy related diseases
 Acute respiratory infections

Tal Aswad Malkiyeh
 Chronic disease with no access to medicine
 Pregnancy related diseases
 Severe diseases affecting those aged less than 5

Raheiba
 Disabilities
 Chronic disease with no access to medicine
 Symptoms of psychological trauma

- Assessed communities 18/98 (6 communities are shown on the previous factsheet, 6 are shown on the next);
- Maabada
- Tal Aswad Malkiyeh
- Ein Elkhadra
- Tal Hamdan
- Raheiba
- Al Malikeyyeh

Food Security

Raheiba
 Bread: 50 SYP
 Rice: 750 SYP
 Lentils: 500 SYP
 Cooking oil: 650 SYP
 Sugar: 1700 SYP

Maabada
 Bread: 75 SYP
 Rice: 750 SYP
 Lentils: 225 SYP
 Cooking oil: 500 SYP
 Sugar: 575 SYP

Ein Elkhadra
 Bread: 35 SYP
 Rice: 500 SYP
 Lentils: 350 SYP
 Cooking oil: 600 SYP
 Sugar: 500 SYP

Al Malikeyyeh
 Bread: 105 SYP
 Rice: 550 SYP
 Lentils: 400 SYP
 Cooking oil: 600 SYP
 Sugar: 650 SYP

Tal Aswad Malkiyeh
 Bread: 100 SYP
 Rice: 600 SYP
 Lentils: 500 SYP
 Cooking oil: 800 SYP
 Sugar: 600 SYP

Tal Hamdan
 Bread: 65 SYP
 Rice: 400 SYP
 Lentils: 400 SYP
 Cooking oil: 700 SYP
 Sugar: 500 SYP

Challenges to obtaining food

- No challenges
- Some foods unavailable
- Local production decreased
- Lack of access to market
- Some foods expensive
- Lack of resources to buy food available in markets
- Lack of access to available cooking fuel
- Lack of cooking fuel
- No information

Bread public: 1 pack
 Rice, lentils, sugar: 1 kg
 Cooking oil: 1 litre

WASH

Most common water source
 Status of source

- Water is safe to drink
- Water tastes/smells bad
- People sick after drinking
- No information

Change in available water since last month

- More water
- No change
- Less water
- No information

Most common method of garbage disposal

Maabada
 Network
 Disposed at designated site

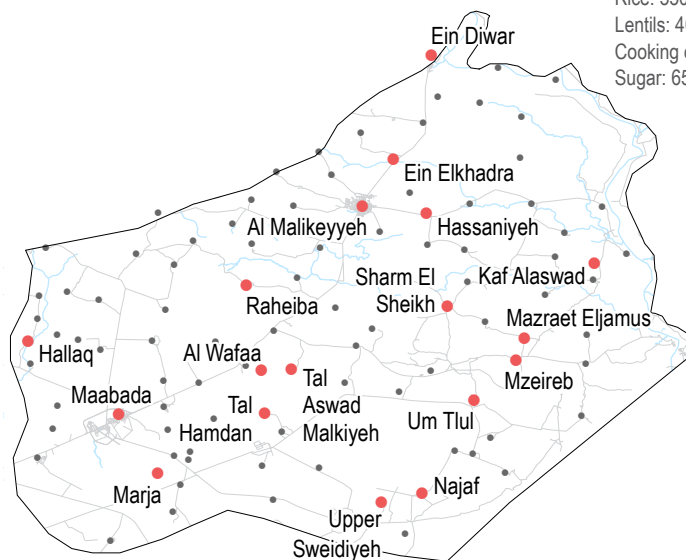
Tal Aswad Malkiyeh
 Network
 Left in street / public area

Ein Elkhadra
 Network
 Public free collection

Tal Hamdan
 Network
 Left in street / public area

Al Malikeyyeh
 Network
 Private paid collection

Raheiba
 Network
 Disposed at designated site



Education

Maabada
 All children accessed education

Tal Aswad Malkiyeh
 All children accessed education

Ein Elkhadra
 All children accessed education

Tal Hamdan
 All children accessed education

Status of primary schools in village

- Functioning
- Not functioning
- Not available
- No information
- Barriers to accessing education services

Raheiba
 All children accessed education

Al Malikeyyeh
 All children accessed education

Al Malikeyyeh (3/3), Al Hasakeh Governorate

September 2016

Shelter

Most common shelter

- Independent apartment or house
- Shared apartment or house
- Unfinished apartment or house
- Tent
- Private space not for shelter
- Cave/natural shelter
- Collective public space not for shelter

- No IDPs
- No information

Min - Max: rent paid per room (where known)

Ein Diwar

- IDPs
- NDP
- No rent information

Hassaniyeh

- IDPs
- NDP
- No rent information

Mzeireb

- IDPs
- NDP
- No rent information

Mazraet Eljamus

- IDPs
- NDP
- No rent information

Al Wafaa

- IDPs
- NDP
- No rent information

Kaf Alaswad

- IDPs
- NDP
- No rent information

- Assessed communities 18/98 (12 communities are shown on the previous two factsheets);
- Ein Diwar
- Hassaniyeh
- Mzeireb
- Mazraet Eljamus
- Al Wafaa
- Kaf Alaswad

Livelihoods

Most common strategies used to cope with lack of income / resources

Ein Diwar

Borrowing from family/friends

Mazraet Eljamus

Borrowing from family/friends
Reducing meal size

Hassaniyeh

Borrowing from family/friends

Al Wafaa

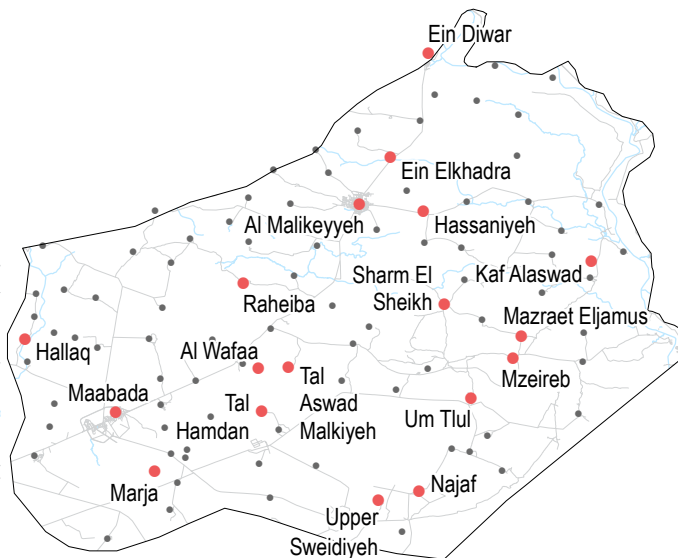
Skipping meals
Reducing meal size

Mzeireb

Borrowing from family/friends
Skipping meals
Reducing meal size

Kaf Alaswad

Children sent to work/beg
Borrowing from family/friends
High risk/illegal work



Displacement

Ein Diwar

- 51-75%
- No
- No info

Hassaniyeh

- 51-75%
- No
- No info

Mzeireb

- 51-75%
- No
- No info

Mazraet Eljamus

- 26-50%
- No
- No info

% of pre-conflict population remaining

IDPs already living in village

IDPs arrived in last month

Al Wafaa

- 76-100%
- Yes
- Yes

Kaf Alaswad

- 51-75%
- No
- No info

NFIs

Ein Diwar

- B 2100 SYP
- D 40 SYP
- F NA

Mzeireb

- B 2100 SYP
- D NA
- F NA

Al Wafaa

- B NA
- D NA
- F NA

Hassaniyeh

- B NA
- D NA
- F NA

Mazraet Eljamus

- B NA
- D NA
- F NA

Kaf Alaswad

- B 2500 SYP
- D NA
- F NA

Most common electricity source

- Main network
- Generator
- No source available
- No information

Fuel Prices

- B Butane (cannister)
- D Diesel (litre)
- F Firewood (tonne)

NA: not available for purchase

Al Malikeyyeh (3/3), Al Hasakeh Governorate

September 2016

Health

Most common health problems

Mzeireb
 Disabilities
 Diarrhea
 Maternal health issues

Kaf Alaswad
 Disabilities
 Skin disease
 Malnutrition

Ein Diwar
 Disabilities
 Chronic disease with no access to medicine
 Maternal health issues

Mazraet Eljamus
 Chronic disease with no access to medicine
 Fever

Hassaniyeh
 Diarrhea
 Chronic disease with no access to medicine
 Severe diseases affecting those aged less than 5

Al Wafaa
 Chronic disease with no access to medicine
 Acute respiratory infections

• Assessed communities 18/98 (12 communities are shown on the previous two factsheets);
 Ein Diwar
 Hassaniyeh
 Mzeireb
 Mazraet Eljamus
 Al Wafaa
 Kaf Alaswad

Food Security

Al Wafaa
 Bread: 75 SYP
 Rice: 450 SYP
 Lentils: 375 SYP
 Cooking oil: 700 SYP
 Sugar: 500 SYP

Ein Diwar
 Bread: 115 SYP
 Rice: 560 SYP
 Lentils: 450 SYP
 Cooking oil: 700 SYP
 Sugar: 675 SYP

Mzeireb
 Bread: 30 SYP
 Rice: 600 SYP
 Lentils: 600 SYP
 Cooking oil: 675 SYP
 Sugar: 545 SYP

Kaf Alaswad
 Bread: 50 SYP
 Rice: 750 SYP
 Lentils: 400 SYP
 Cooking oil: 600 SYP
 Sugar: 650 SYP

Hassaniyeh
 Bread: no info
 Rice: no info
 Lentils: no info
 Cooking oil: no info
 Sugar: no info

Mazraet Eljamus
 Bread: 50 SYP
 Rice: 700 SYP
 Lentils: 350 SYP
 Cooking oil: 600 SYP
 Sugar: 580 SYP

Challenges to obtaining food

- No challenges
- Some foods unavailable
- Local production decreased
- Lack of access to market
- Some foods expensive
- Lack of resources to buy food available in markets
- Lack of access to available cooking fuel
- Lack of cooking fuel
- No information

Bread public: 1 pack
 Rice, lentils, sugar: 1 kg
 Cooking oil: 1 litre

WASH

Most common water source
 Status of source

- Water is safe to drink
- Water tastes/smells bad
- People sick after drinking
- No information

Change in available water since last month

- More water
- No change
- Less water
- No information

Most common method of garbage disposal

Ein Diwar
 Network
 Disposed at designated site

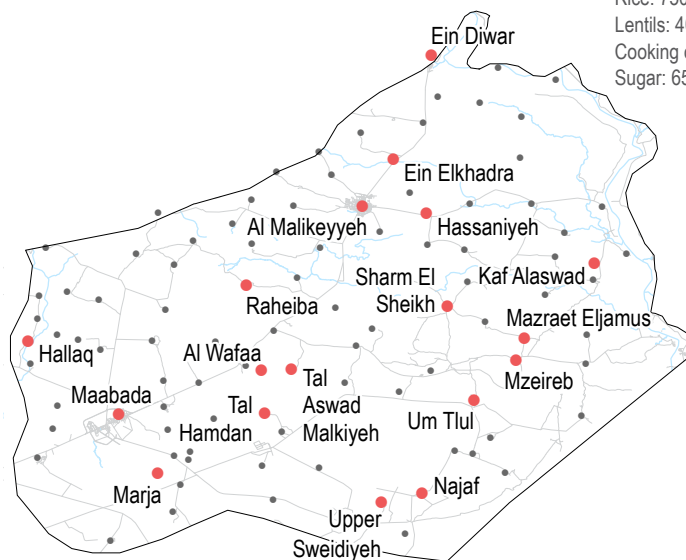
Hassaniyeh
 Closed well
 Disposed at designated site

Mzeireb
 Closed well
 Buried / burned

Mazraet Eljamus
 Closed well
 Private paid collection

Kaf Alaswad
 Closed well
 Disposed at designated site

Al Wafaa
 Network
 Buried / burned



Education

Ein Diwar
 All children accessed education

Hassaniyeh
 All children accessed education

Mzeireb
 All children accessed education

Mazraet Eljamus
 All children accessed education

Status of primary schools in village

- Functioning
- Not functioning
- Not available
- No information
- Barriers to accessing education services

Al Wafaa
 All children accessed education

Kaf Alaswad
 All children accessed education

Amuda (1/2), Al Hasakeh Governorate

September 2016

Shelter

Most common shelter

- Independent apartment or house
- Shared apartment or house
- Unfinished apartment or house
- Tent
- Private space not for shelter
- Cave/natural shelter
- Collective public space not for shelter

- No IDPs
- No information

Min - Max: rent paid per room (where known)

Jorhariyeh

- IDPs NDP
- No rent information
 -

Haniya

- IDPs NDP
- No rent information
 -

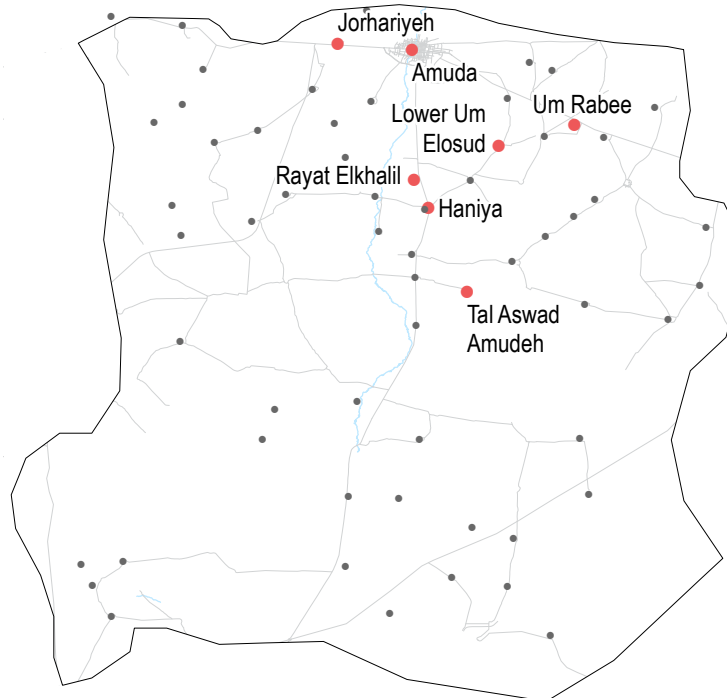
Amuda

- IDPs NDP
- -
- 5000 - 7000 SYP

Tal Aswad Amudeh

- IDPs NDP
- -
- 2500 - 3500 SYP

• Assessed communities 7/60 (3 communities are shown on the next factsheet);
 Jorhariyeh
 Haniya
 Amuda
 Tal Aswad Amudeh



Livelihoods

Most common strategies used to cope with lack of income / resources

Jorhariyeh

Borrowing from family/friends

Tal Aswad Amudeh

Skipping meals
 Reducing meal size

Haniya

Borrowing from family/friends
 Skipping meals
 Reducing meal size

Amuda

Borrowing from family/friends

Displacement

Jorhariyeh

- 51-75%
- Yes
 - Yes

Haniya

- 51-75%
- No
 - No info

Amuda

- 51-75%
- No
 - No info

Tal Aswad Amudeh

- 26-50%
- No
 - No info

% of pre-conflict population remaining

IDPs already living in village

IDPs arrived in last month

NFIs

Jorhariyeh

- B 2500 SYP
- D 45 SYP
- F NA

Amuda

- B 2100 SYP
- D 45 SYP
- F NA

Haniya

- B NA
- D NA
- F NA

Tal Aswad Amudeh

- B 2200 SYP
- D NA
- F NA

Most common electricity source

- Main network
- Generator
- No source available
- No information

Fuel Prices

- B Butane (cannister)
- D Diesel (litre)
- F Firewood (tonne)

NA: not available for purchase

Health

Most common health problems

Amuda
 Chronic disease with no access to medicine
 Severe diseases affecting those aged less than 5

Tal Aswad Amudeh
 Chronic disease with no access to medicine
 Pregnancy related diseases
 Severe diseases affecting those aged less than 5

Jorhariyeh
 Chronic disease with no access to medicine

Haniya
 Diarrhea
 Pregnancy related diseases
 Acute respiratory infections

WASH

Most common water source
 Status of source
 Water is safe to drink
 Water tastes/smells bad
 People sick after drinking
 No information
 Change in available water since last month
 More water
 No change
 Less water
 No information
 Most common method of garbage disposal
 Public free collection

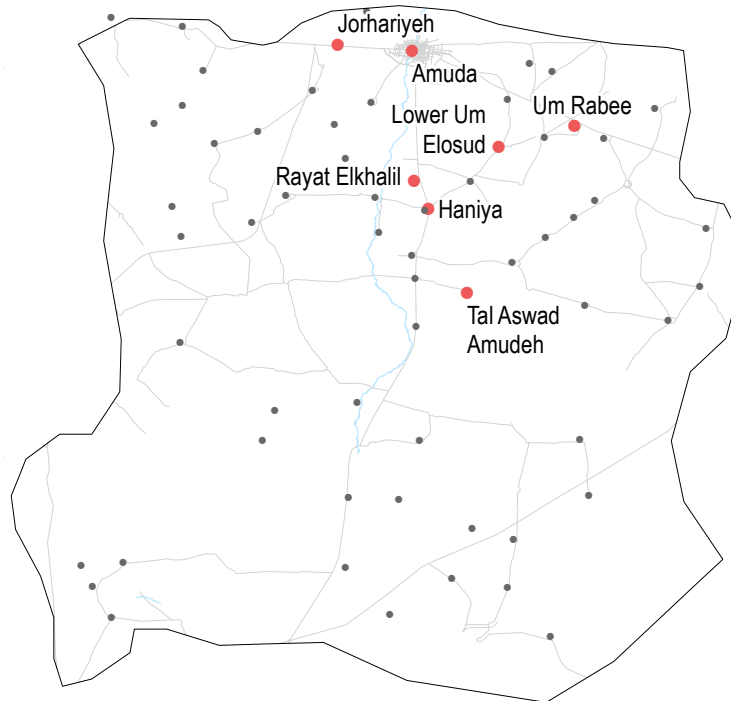
Jorhariyeh
 Closed well
 Private paid collection

Haniya
 Network
 Private paid collection

Amuda
 Network
 Private paid collection

Tal Aswad Amudeh
 Network
 Public free collection

• Assessed communities 7/60 (3 communities are shown on the next factsheet);
 Jorhariyeh
 Haniya
 Amuda
 Tal Aswad Amudeh



Food Security

Jorhariyeh
 Bread: 65 SYP
 Rice: 700 SYP
 Lentils: no info
 Cooking oil: 750 SYP
 Sugar: 600 SYP

Haniya
 Bread: no info
 Rice: 750 SYP
 Lentils: 400 SYP
 Cooking oil: 625 SYP
 Sugar: 410 SYP

Amuda
 Bread: 55 SYP
 Rice: 650 SYP
 Lentils: 600 SYP
 Cooking oil: 650 SYP
 Sugar: 575 SYP

Tal Aswad Amudeh
 Bread: 77 SYP
 Rice: 600 SYP
 Lentils: 400 SYP
 Cooking oil: 700 SYP
 Sugar: 700 SYP

Challenges to obtaining food
 No challenges
 Some foods unavailable
 Local production decreased
 Lack of access to market
 Some foods expensive
 Lack of resources to buy food available in markets
 Lack of access to available cooking fuel
 Lack of cooking fuel
 No information
 Bread public: 1 pack
 Rice, lentils, sugar: 1 kg
 Cooking oil: 1 litre

Education

Jorhariyeh
 All children accessed education

Haniya
 All children accessed education

Amuda
 All children accessed education

Tal Aswad Amudeh
 Lack of teaching staff
 Lack of school supplies

Status of primary schools in village
 Functioning
 Not functioning
 Not available
 No information
 Barriers to accessing education services

Shelter

Most common shelter

- Independent apartment or house
- Shared apartment or house
- Unfinished apartment or house
- Tent
- Private space not for shelter
- Cave/natural shelter
- Collective public space not for shelter

- No IDPs
- No information
- Min - Max: rent paid per room (where known)

Lower Um Elosud

- IDPs
- NDP
- No rent information

Um Rabee

- IDPs
- NDP
- No rent information

Rayat Elkhalil

- IDPs
- NDP
- No rent information

Livelihoods

- Most common strategies used to cope with lack of income / resources

Lower Um Elosud

- Skipping meals
- Reducing meal size

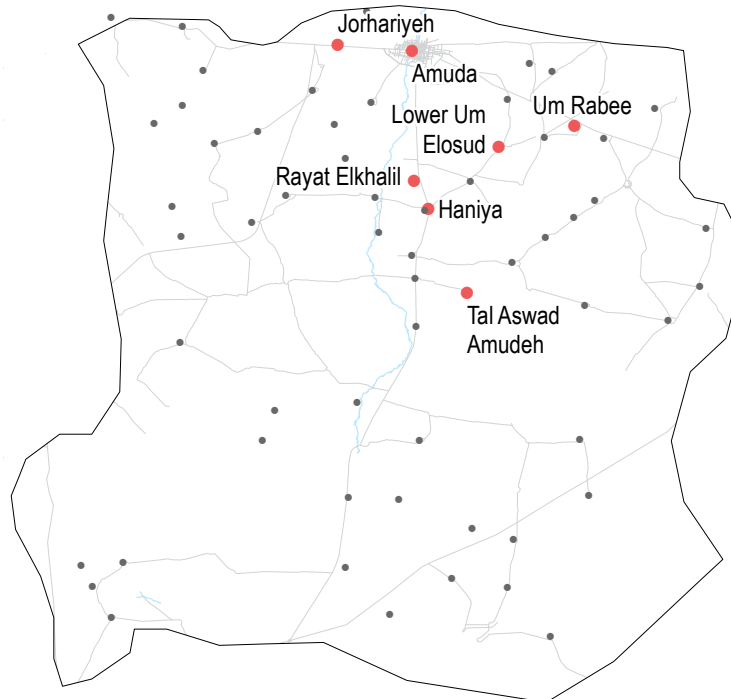
Um Rabee

- Borrowing from family/friends

Rayat Elkhalil

- Borrowing from family/friends
- Skipping meals
- Reducing meal size

- Assessed communities 7/60 (4 communities are shown on the previous factsheet);
- Lower Um Elosud
- Um Rabee
- Rayat Elkhalil



Displacement

Lower Um Elosud

- 76-100%
- No
- No info

Um Rabee

- 51-75%
- No
- No info

Rayat Elkhalil

- 26-50%
- No
- No info

% of pre-conflict population remaining

IDPs already living in village

IDPs arrived in last month

NFIs

Lower Um Elosud

- B** NA
- D** NA
- F** NA

Um Rabee

- B** 2200 SYP
- D** 37 SYP
- F** NA

Rayat Elkhalil

- B** 2400 SYP
- D** NA
- F** NA

Most common electricity source

- Main network
- Generator
- No source available
- No information

Fuel Prices

- B** Butane (cannister)
- D** Diesel (litre)
- F** Firewood (tonne)

NA: not available for purchase

Health

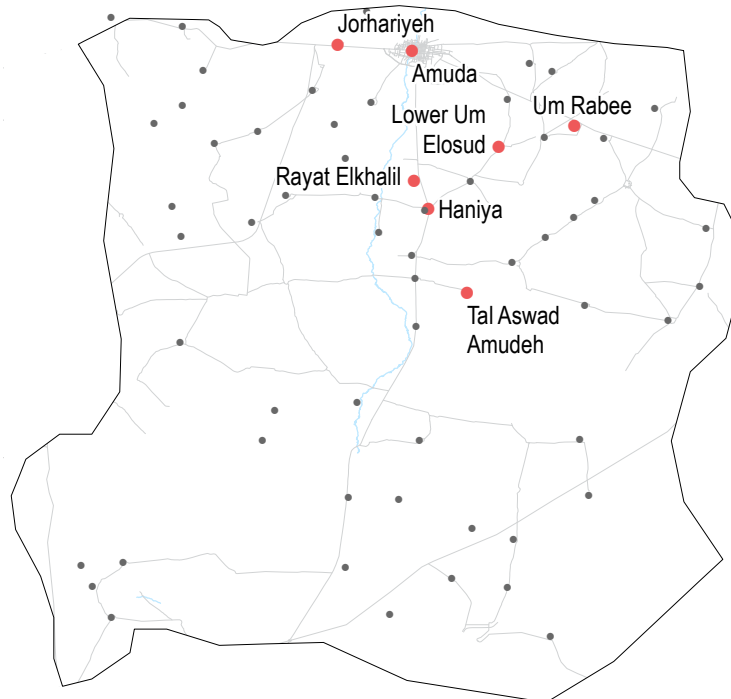
Most common health problems

Rayat Elkhalil
 Fever
 Severe diseases affecting those aged less than 5

Lower Um Elosud
 Pregnancy related diseases
 Maternal health issues
 Severe diseases affecting those aged less than 5

Um Rabee
 Chronic disease with no access to medicine

• Assessed communities 7/60 (4 communities are shown on the previous factsheet);
 Lower Um Elosud
 Um Rabee
 Rayat Elkhalil



Food Security

Lower Um Elosud

Bread: no info
 Rice: no info
 Lentils: no info
 Cooking oil: no info
 Sugar: no info

Rayat Elkhalil

Bread: 55 SYP
 Rice: 750 SYP
 Lentils: 325 SYP
 Cooking oil: 550 SYP
 Sugar: no info

Um Rabee

Bread: 65 SYP
 Rice: 700 SYP
 Lentils: no info
 Cooking oil: 700 SYP
 Sugar: 600 SYP

Challenges to obtaining food

- No challenges
- Some foods unavailable
- Local production decreased
- Lack of access to market
- Some foods expensive
- Lack of resources to buy food available in markets
- Lack of access to available cooking fuel
- Lack of cooking fuel
- No information

Bread public: 1 pack
 Rice, lentils, sugar: 1 kg
 Cooking oil: 1 litre

WASH

Most common water source
 Status of source
 Water is safe to drink
 Water tastes/smells bad
 People sick after drinking
 No information
 Change in available water since last month
 More water
 No change
 Less water
 No information
 Most common method of garbage disposal

Lower Um Elosud
 Closed well
 Disposed at designated site

Um Rabee
 Network
 Private paid collection

Rayat Elkhalil
 Network
 Public free collection

Education

Lower Um Elosud
 All children accessed education

Um Rabee
 All children accessed education

Rayat Elkhalil
 All children accessed education

Status of primary schools in village

- Functioning
- Not functioning
- Not available
- No information
- Barriers to accessing education services

Be'r Al Hulo Al Wardeyyeh, Al Hasakeh Governorate

September 2016

Shelter

Most common shelter

- Independent apartment or house
- Shared apartment or house
- Unfinished apartment or house
- Tent
- Private space not for shelter
- Cave/natural shelter
- Collective public space not for shelter

- No IDPs
- No information

Min - Max: rent paid per room (where known)

Tal Brak

IDPs NDP
3500 - 5000 SYP

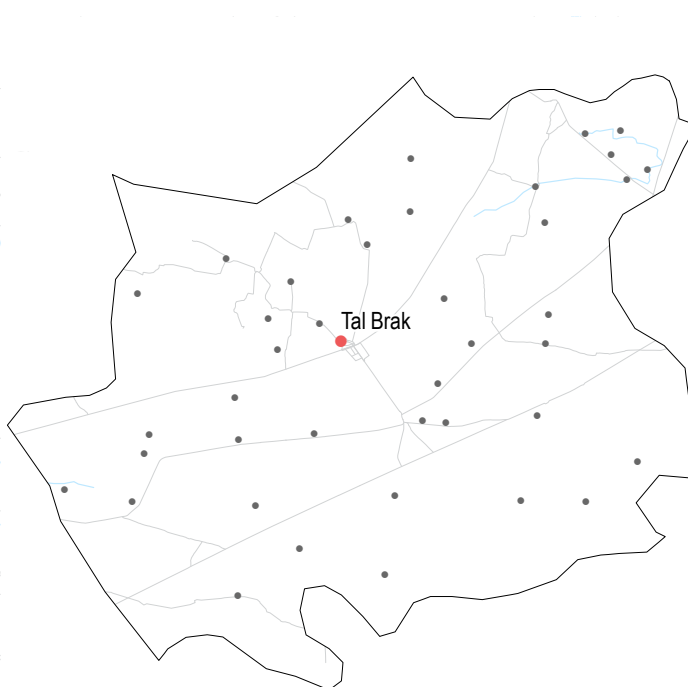
Livelihoods

Most common strategies used to cope with lack of income / resources

Tal Brak

- Skipping meals
- Spending days without eating

• Assessed communities 1/40;
Tal Brak



Displacement

Tal Brak

76-100%
 No No info

- % of pre-conflict population remaining
- IDPs already living in village
- IDPs arrived in last month

NFIs

Tal Brak
B 3500 SYP
D 40 SYP
F NA

Most common electricity source

- Main network
- Generator
- No source available
- No information

Fuel Prices


- B** Butane (cannister)
- D** Diesel (litre)
- F** Firewood (tonne)

NA: not available for purchase

Be'r Al Hulo Al Wardeyyeh, Al Hasakeh Governorate

September 2016

Health

 Most common health problems

Tal Brak





 Diarrhea

• Assessed communities 1/40;
Tal Brak





WASH

Most common water source

Status of source

-  Water is safe to drink
-  Water tastes/smells bad
-  People sick after drinking
-  No information

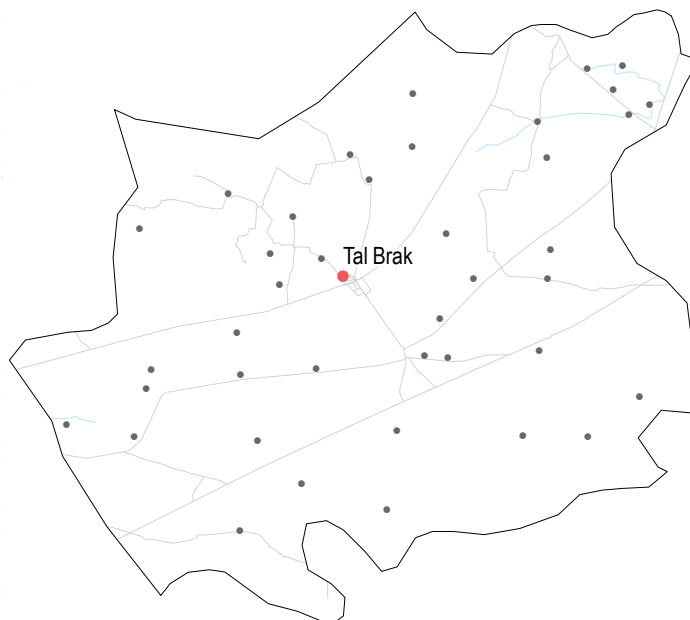
Change in available water since last month

-  More water
-  No change
-  Less water
-  No information

 Most common method of garbage disposal

Tal Brak

Network



Food Security

Tal Brak




Bread: 85 SYP
Rice: 800 SYP
Lentils: 390 SYP
Cooking oil: 700 SYP
Sugar: 540 SYP


Challenges to obtaining food

-  No challenges
-  Some foods unavailable
-  Local production decreased
-  Lack of access to market
-  Some foods expensive
-  Lack of resources to buy food available in markets
-  Lack of access to available cooking fuel
-  Lack of cooking fuel
-  No information

Bread public: 1 pack
Rice, lentils, sugar: 1 kg
Cooking oil: 1 litre

Education

 Tal Brak

 All children accessed education

Status of primary schools in village

-  Functioning
-  Not functioning
-  Not available
-  No information
-  Barriers to accessing education services

Shelter

Most common shelter

- Independent apartment or house
 - Shared apartment or house
 - Unfinished apartment or house
 - Tent
 - Private space not for shelter
 - Cave/natural shelter
 - Collective public space not for shelter
 - No IDPs
 - No information
- Min - Max: rent paid per room (where known)

Jatal

- IDPs NDP

 No rent information

Enabeyah

- IDPs NDP

 No rent information

● Assessed communities 2/50;
 Jatal
 Enabeyah

Displacement

Jatal

- 76-100%
 No No info

Enabeyah

- 51-75%
 No No info

- % of pre-conflict population remaining
- IDPs already living in village
- IDPs arrived in last month

Livelihoods

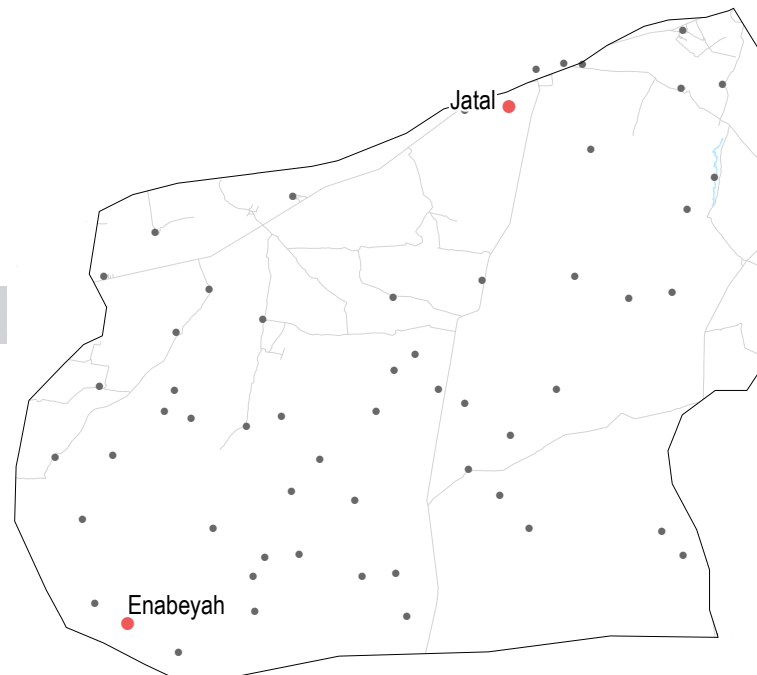
- Most common strategies used to cope with lack of income / resources

Jatal

- Children sent to work/beg
- Borrowing from family/friends
- High risk/illegal work

Enabeyah

- Borrowing from family/friends



NFIs

Jatal

- NA
B NA
D NA
F NA

Enabeyah

- 2500 SYP
B 2500 SYP
D NA
F NA

Most common electricity source

- Main network
- Generator
- No source available
- No information

Fuel Prices

- B** Butane (cannister)
 - D** Diesel (litre)
 - F** Firewood (tonne)
- NA: not available for purchase

Health

Most common health problems

Jatal

Chronic disease with no access to medicine
 Severe diseases affecting those aged less than 5

Enabeyah

Disabilities
 Chronic disease with no access to medicine
 Severe diseases affecting those aged less than 5

WASH

Most common water source

Status of source

- Water is safe to drink
- Water tastes/smells bad
- People sick after drinking
- No information

Change in available water since last month

- More water
- No change
- Less water
- No information

Most common method of garbage disposal

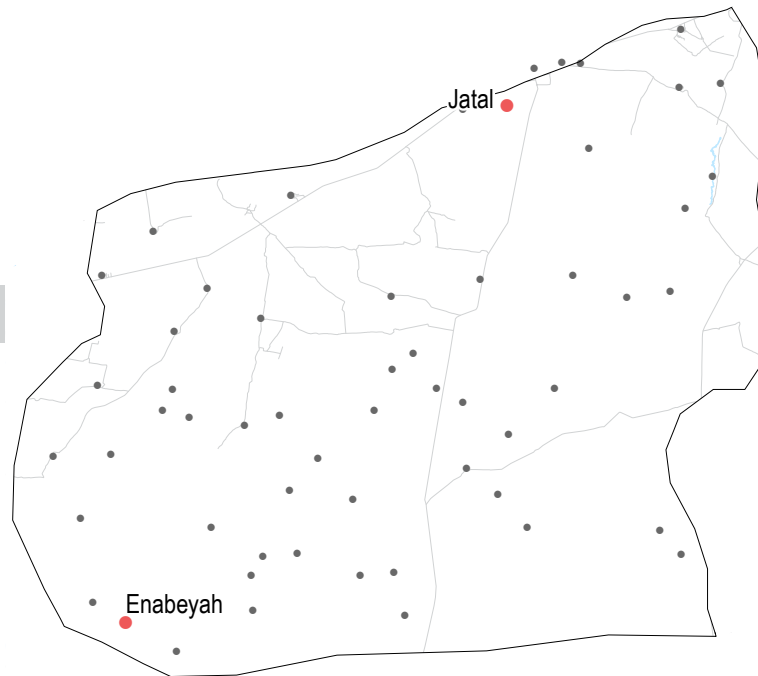
Jatal

- Closed well
- Private paid collection

Enabeyah

- Network
- Public free collection

• Assessed communities 2/50;
 Jatal
 Enabeyah



Food Security

Jatal

Bread: no info
 Rice: no info
 Lentils: no info
 Cooking oil: no info
 Sugar: no info

Enabeyah

Bread: 80 SYP
 Rice: 800 SYP
 Lentils: 300 SYP
 Cooking oil: 650 SYP
 Sugar: 525 SYP

Challenges to obtaining food

- No challenges
- Some foods unavailable
- Local production decreased
- Lack of access to market
- Some foods expensive
- Lack of resources to buy food available in markets
- Lack of access to available cooking fuel
- Lack of cooking fuel
- No information

Bread public: 1 pack
 Rice, lentils, sugar: 1 kg
 Cooking oil: 1 litre

Education

Jatal

No info

Enabeyah

All children accessed education

Status of primary schools in village

- Functioning
- Not functioning
- Not available
- No information
- Barriers to accessing education services

Hole, Al Hasakeh Governorate

Shelter

Most common shelter

- Independent apartment or house
- Shared apartment or house
- Unfinished apartment or house
- Tent
- Private space not for shelter
- Cave/natural shelter
- Collective public space not for shelter

- No IDPs
- No information

Min - Max: rent paid per room (where known)

Hole

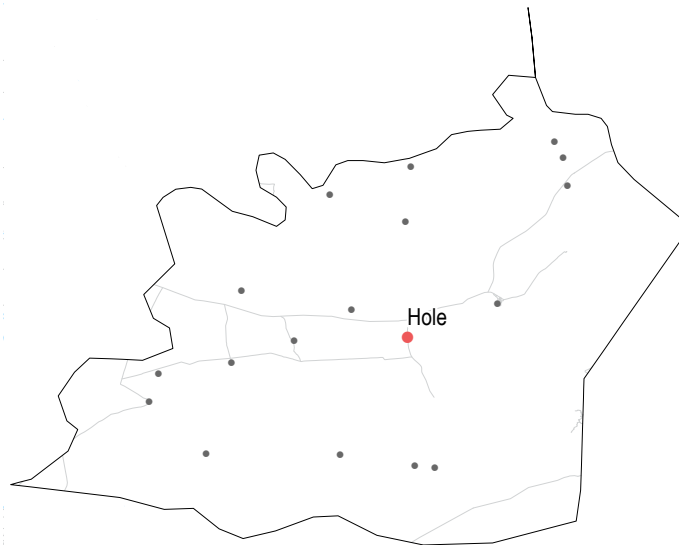
- IDPs
- NDP
- No rent information

Livelihoods

- Most common strategies used to cope with lack of income / resources

- Hole**
Borrowing from family/friends

• Assessed communities 1/18;
 Hole



Displacement

Hole

- 26-50%
- No
- No info

- % of pre-conflict population remaining
- IDPs already living in village
- IDPs arrived in last month

NFIs


- Hole**
- B** 3500 SYP
- D** NA
- F** NA

- Most common electricity source
- Main network
- Generator
- No source available
- No information


- Fuel Prices
- B** Butane (cannister)
- D** Diesel (litre)
- F** Firewood (tonne)
- NA: not available for purchase

Hole, Al Hasakeh Governorate

Health

 Most common health problems





Hole

 Chronic disease with no access to medicine
Acute respiratory infections
Symptoms of psychological trauma





WASH

Most common water source

Status of source



-  Water is safe to drink
-  Water tastes/smells bad
-  People sick after drinking
-  No information

Change in available water since last month

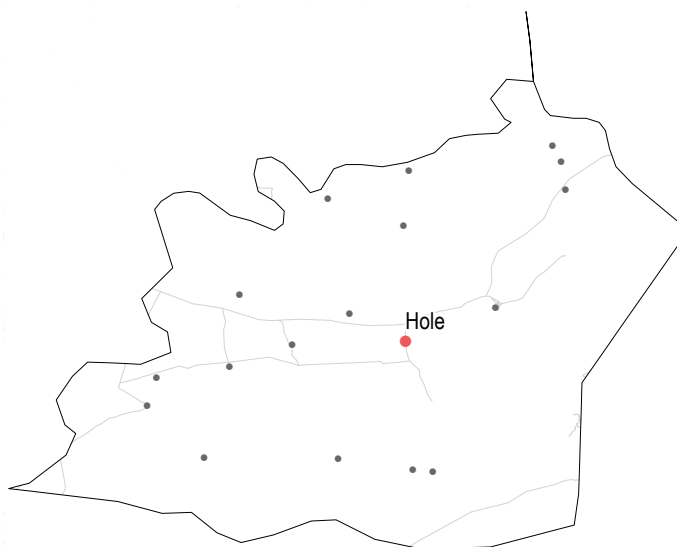
-  More water
-  No change
-  Less water
-  No information

 Most common method of garbage disposal

Hole

Water trucking 
 Disposed at designated site

• Assessed communities 1/18;
Hole



Food Security

Hole



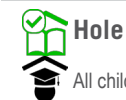
Bread: 100 SYP
Rice: 730 SYP
Lentils: 700 SYP
Cooking oil: 675 SYP
Sugar: 700 SYP

Challenges to obtaining food

-  No challenges
-  Some foods unavailable
-  Local production decreased
-  Lack of access to market
-  Some foods expensive
-  Lack of resources to buy food available in markets
-  Lack of access to available cooking fuel
-  Lack of cooking fuel
-  No information

Bread public: 1 pack
Rice, lentils, sugar: 1 kg
Cooking oil: 1 litre

Education



Hole
All children accessed education

Status of primary schools in village

-  Functioning
-  Not functioning
-  Not available
-  No information
-  Barriers to accessing education services

Jawadiyah (1/2), Al Hasakeh Governorate

September 2016

Shelter

Most common shelter

- Independent apartment or house
- Shared apartment or house
- Unfinished apartment or house
- Tent
- Private space not for shelter
- Cave/natural shelter
- Collective public space not for shelter

- No IDPs
- No information

Min - Max: rent paid per room (where known)

Jaberiye Jawadiyah

IDPs NDP
No rent information

Bab Elhadid

IDPs NDP
4000 - 6000 SYP

Khsheniye

IDPs NDP
No rent information

Hamra

IDPs NDP
No rent information

Hseiniye Jawadiyah

IDPs NDP
No rent information

Abu Baker

IDPs NDP
No rent information

- Assessed communities 11/38 (5 communities are shown on the next factsheet);
- Jaberiye Jawadiyah
- Bab Elhadid
- Khsheniye
- Hamra
- Hseiniye Jawadiyah
- Abu Baker

Livelihoods

Most common strategies used to cope with lack of income / resources

Jaberiye Jawadiyah

- Borrowing from family/friends
- Skipping meals

Bab Elhadid

- Borrowing from family/friends
- Selling household assets
- Reducing meal size

Khsheniye

- Borrowing from family/friends
- Selling household assets

Hamra

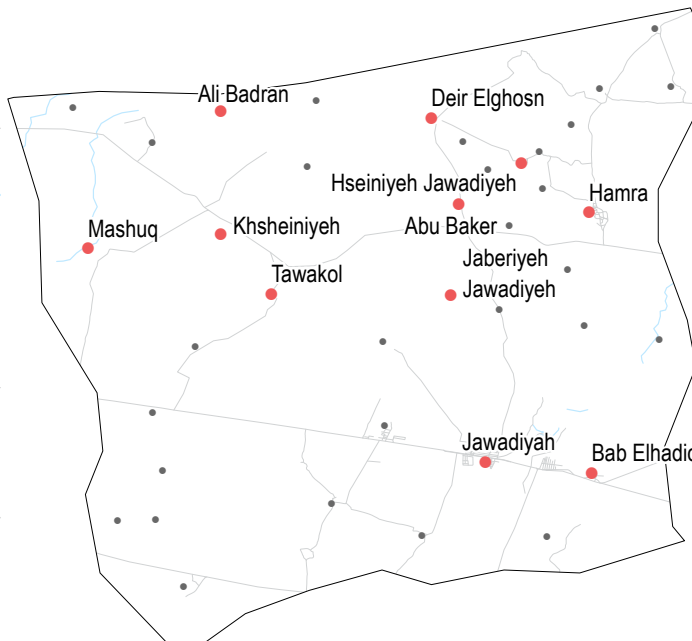
- Skipping meals
- Reducing meal size

Hseiniye Jawadiyah

- Taking loans/buying on credit
- High risk/illegal work
- Skipping meals

Abu Baker

- Borrowing from family/friends
- Skipping meals
- Reducing meal size



Displacement

Jaberiye Jawadiyah

26-50%
 No No info

Bab Elhadid

51-75%
 No No info

Khsheniye

26-50%
 No No info

Hamra

76-100%
 No No info

% of pre-conflict population remaining

IDPs already living in village

IDPs arrived in last month

Hseiniye Jawadiyah

51-75%
 No No info

Abu Baker

51-75%
 No No info

NFIs

Jaberiye Jawadiyah

B 3500 SYP
D 75 SYP
F 30000 SYP

Khsheniye

B 2200 SYP
D 40 SYP
F NA

Hseiniye Jawadiyah

B NA
D NA
F NA

Bab Elhadid

B 2200 SYP
D 40 SYP
F NA

Hamra

B 2200 SYP
D 35 SYP
F NA

Abu Baker

B NA
D NA
F NA

Most common electricity source

- Main network
- Generator
- No source available
- No information

Fuel Prices

- B** Butane (cannister)
- D** Diesel (litre)
- F** Firewood (tonne)

NA: not available for purchase

Jawadiyah (1/2), Al Hasakeh Governorate

September 2016

Health

Most common health problems

Khsheiniyeh

Diarrhea
Chronic disease with no access to medicine

Abu Baker

Chronic disease with no access to medicine
Pregnancy related diseases
Severe diseases affecting those aged less than 5

Jaberiyeh Jawadiyah

Chronic disease with no access to medicine
Pregnancy related diseases
Acute respiratory infections

Hamra

Disabilities
Diarrhea
Chronic disease with no access to medicine

Bab Elhadid

Diarrhea
Communicable diseases
Chronic disease with no access to medicine

Hseiniyeh Jawadiyah

Chronic disease with no access to medicine
Acute respiratory infections

• Assessed communities 11/38 (5 communities are shown on the next factsheet);
Jaberiyeh Jawadiyah
Bab Elhadid
Khsheiniyeh
Hamra
Hseiniyeh Jawadiyah
Abu Baker

Food Security

Hseiniyeh Jawadiyah

Bread: no info
Rice: 650 SYP
Lentils: 400 SYP
Cooking oil: 625 SYP
Sugar: 450 SYP

Jaberiyeh Jawadiyah

Bread: no info
Rice: 700 SYP
Lentils: 650 SYP
Cooking oil: 700 SYP
Sugar: 650 SYP

Khsheiniyeh

Bread: no info
Rice: 500 SYP
Lentils: 300 SYP
Cooking oil: 600 SYP
Sugar: 600 SYP

Challenges to obtaining food

- No challenges
- Some foods unavailable
- Local production decreased
- Lack of access to market
- Some foods expensive
- Lack of resources to buy food available in markets
- Lack of access to available cooking fuel
- Lack of cooking fuel
- No information

Bread public: 1 pack
Rice, lentils, sugar: 1 kg
Cooking oil: 1 litre

Abu Baker

Bread: no info
Rice: no info
Lentils: no info
Cooking oil: no info
Sugar: no info

Bab Elhadid

Bread: 53 SYP
Rice: 650 SYP
Lentils: 600 SYP
Cooking oil: 700 SYP
Sugar: 650 SYP

Hamra

Bread: 150 SYP
Rice: 500 SYP
Lentils: 550 SYP
Cooking oil: 600 SYP
Sugar: 550 SYP

WASH

Most common water source

Status of source

- Water is safe to drink
- Water tastes/smells bad
- People sick after drinking
- No information

Change in available water since last month

- More water
- No change
- Less water
- No information

Most common method of garbage disposal

Jaberiyeh Jawadiyah

Network
 Disposed at designated site

Bab Elhadid

Network
 Public free collection

Khsheiniyeh

Closed well
 Private paid collection

Hamra

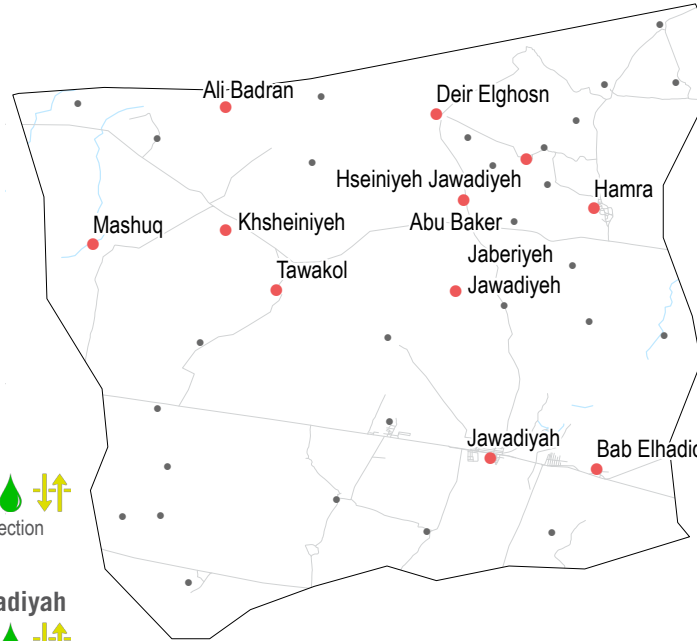
Network
 Buried / burned

Abu Baker

Closed well
 Public free collection

Hseiniyeh Jawadiyah

Closed well
 Private paid collection



Education

Jaberiyeh Jawadiyah

All children accessed education

Bab Elhadid

All children accessed education

Khsheiniyeh

All children accessed education

Hamra

All children accessed education

Status of primary schools in village

- Functioning
- Not functioning
- Not available
- No information
- Barriers to accessing education services

Hseiniyeh Jawadiyah

All children accessed education

Abu Baker

All children accessed education

Jawadiyah (2/2), Al Hasakeh Governorate

September 2016

Shelter

Most common shelter

- Independent apartment or house
- Shared apartment or house
- Unfinished apartment or house
- Tent
- Private space not for shelter
- Cave/natural shelter
- Collective public space not for shelter

- No IDPs
- No information

Min - Max: rent paid per room (where known)

Jawadiyah

IDPs NDP

 2000 - 6000 SYP

Tawakol

IDPs NDP

 No rent information

Mashuq

IDPs NDP

 No rent information

Ali Badran

IDPs NDP

 No rent information

Deir Elghosn

IDPs NDP

 2500 - 4000 SYP

- Assessed communities 11/38 (6 communities are shown on the previous factsheet);
- Jawadiyah
- Tawakol
- Mashuq
- Ali Badran
- Deir Elghosn

Livelihoods

Most common strategies used to cope with lack of income / resources

Jawadiyah

- Children sent to work/beg
- Borrowing from family/friends

Ali Badran

- Skipping meals
- Reducing meal size

Tawakol

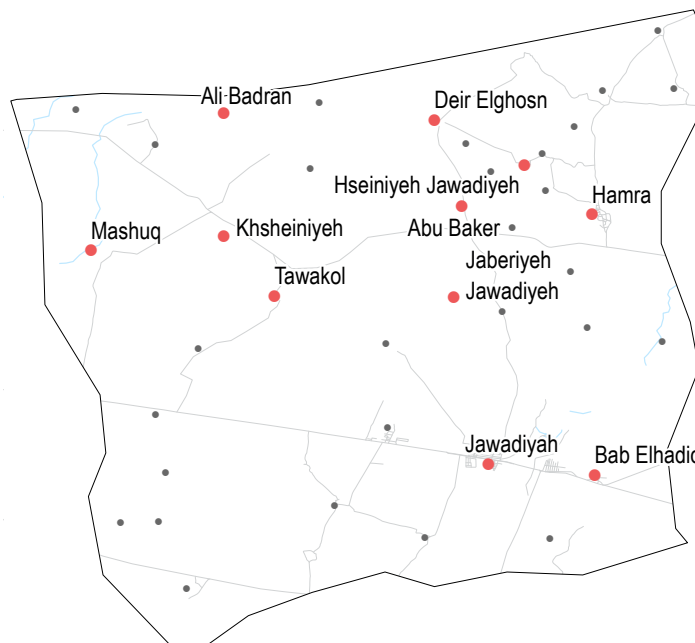
- Borrowing from family/friends
- Skipping meals
- Reducing meal size

Deir Elghosn

- Borrowing from family/friends

Mashuq

- Borrowing from family/friends
- Skipping meals
- Reducing meal size



Displacement

Jawadiyah

76-100%
 No No info

Tawakol

51-75%
 Yes Yes

Mashuq

51-75%
 Yes Yes

Ali Badran

26-50%
 No No info

% of pre-conflict population remaining

IDPs already living in village

IDPs arrived in last month

Deir Elghosn

51-75%
 No No info

NFIs

Jawadiyah

B 4500 SYP
D 50 SYP
F NA

Mashuq

B 2200 SYP
D NA
F NA

Tawakol

B 2500 SYP
D NA
F NA

Ali Badran

B 2100 SYP
D 35 SYP
F NA

Deir Elghosn

B 3000 SYP
D 50 SYP
F NA

Most common electricity source

- Main network
- Generator
- No source available
- No information

Fuel Prices

- B** Butane (cannister)
- D** Diesel (litre)
- F** Firewood (tonne)

NA: not available for purchase

Health

Most common health problems

Mashuq
 Diarrhea
Acute respiratory infections
Fever

Jawadiyah
 Diarrhea
Acute respiratory infections
Severe diseases affecting those aged less than 5

Ali Badran
 Diarrhea
Pregnancy related diseases
Fever

Tawakol
 Chronic disease with no access to medicine
Acute respiratory infections
Severe diseases affecting those aged less than 5

Deir Elghosn
 Chronic disease with no access to medicine
Fever
Severe diseases affecting those aged less than 5

• Assessed communities 11/38 (6 communities are shown on the previous factsheet);
Jawadiyah
Tawakol
Mashuq
Ali Badran
Deir Elghosn

Food Security

Deir Elghosn
 Bread: no info
Rice: 600 SYP
Lentils: no info
Cooking oil: 700 SYP
Sugar: 500 SYP

Jawadiyah
 Bread: 50 SYP
Rice: 600 SYP
Lentils: 600 SYP
Cooking oil: 600 SYP
Sugar: 500 SYP

Mashuq
 Bread: no info
Rice: 750 SYP
Lentils: 350 SYP
Cooking oil: 800 SYP
Sugar: 700 SYP

Tawakol

Bread: 50 SYP
Rice: 500 SYP
Lentils: 800 SYP
Cooking oil: 750 SYP
Sugar: 600 SYP

Ali Badran

Bread: 75 SYP
Rice: 800 SYP
Lentils: 300 SYP
Cooking oil: 800 SYP
Sugar: 450 SYP

Challenges to obtaining food

- No challenges
- Some foods unavailable
- Local production decreased
- Lack of access to market
- Some foods expensive
- Lack of resources to buy food available in markets
- Lack of access to available cooking fuel
- Lack of cooking fuel
- No information

Bread public: 1 pack
Rice, lentils, sugar: 1 kg
Cooking oil: 1 litre

WASH

Most common water source
Status of source

- Water is safe to drink
- Water tastes/smells bad
- People sick after drinking
- No information

Change in available water since last month

- More water
- No change
- Less water
- No information

Most common method of garbage disposal

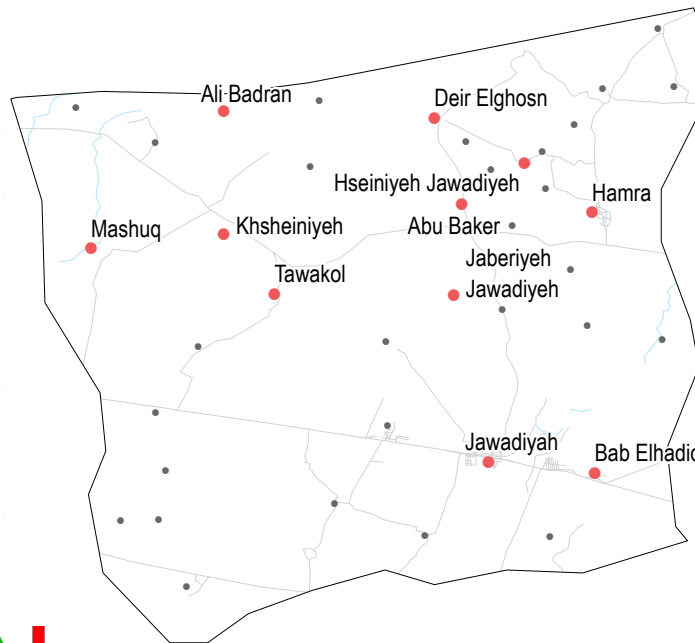
Jawadiyah
Network
 Public free collection

Tawakol
Network
 Private paid collection

Mashuq
Network
 Private paid collection

Ali Badran
Open well
 Public free collection

Deir Elghosn
Network
 Disposed at designated site



Education

Jawadiyah
 All children accessed education

Tawakol
 All children accessed education

Mashuq
 All children accessed education

Ali Badran
 All children accessed education

Status of primary schools in village

- Functioning
- Not functioning
- Not available
- No information
- Barriers to accessing education services

Deir Elghosn
 All children accessed education

Qahtaniyyeh (1/2), Al Hasakeh Governorate

September 2016

Shelter

Most common shelter

- Independent apartment or house
- Shared apartment or house
- Unfinished apartment or house
- Tent
- Private space not for shelter
- Cave/natural shelter
- Collective public space not for shelter

- No IDPs
- No information

Min - Max: rent paid per room (where known)

Big Khazneh

IDPs NDP
2000 - 4000 SYP

Upper Siha

IDPs NDP
No rent information

Karimeh

IDPs NDP
No rent information

Shil

IDPs NDP
No rent information

Balij

IDPs NDP
No rent information

- Assessed communities 9/60 (4 communities are shown on the next factsheet);
Big Khazneh
Upper Siha
Karimeh
Shil
Balij

Livelihoods

Most common strategies used to cope with lack of income / resources

Big Khazneh

- Skipping meals
- Reducing meal size

Upper Siha

- Skipping meals
- Reducing meal size

Karimeh

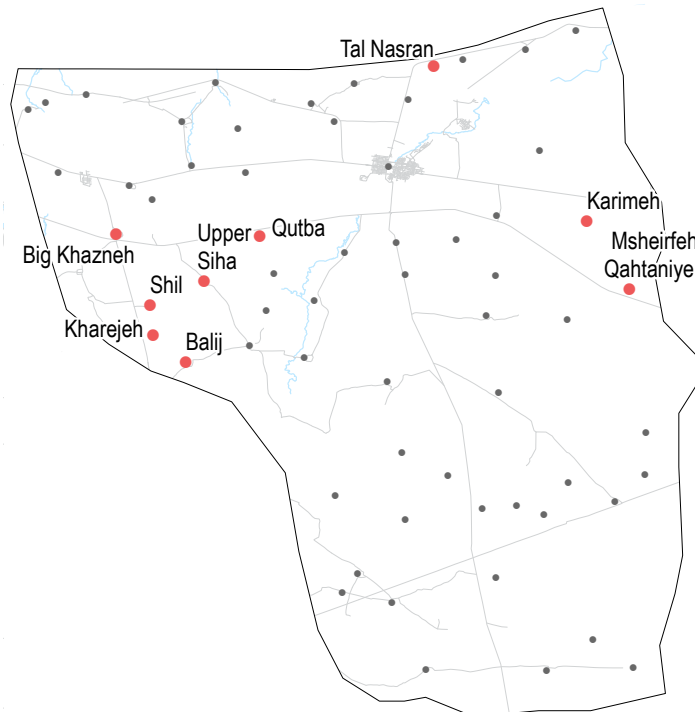
- Taking loans/buying on credit
- Borrowing from family/friends

Shil

- Taking loans/buying on credit
- Borrowing from family/friends

Balij

- Borrowing from family/friends
- Skipping meals
- Reducing meal size



Displacement

Big Khazneh

51-75%
 No No info

Upper Siha

76-100%
 No No info

Karimeh

51-75%
 Yes Yes

Shil

26-50%
 No No info

- % of pre-conflict population remaining
- IDPs already living in village
- IDPs arrived in last month

Balij

76-100%
 No No info

NFIs

Big Khazneh

B 3200 SYP
D 30 SYP
F NA

Karimeh

B 2000 SYP
D NA
F NA

Balij

B 2100 SYP
D 45 SYP
F NA

Upper Siha

B 2500 SYP
D NA
F NA

Shil

B 4500 SYP
D 40 SYP
F NA

- Most common electricity source
- Main network
- Generator
- No source available
- No information

- Fuel Prices
- B** Butane (cannister)
- D** Diesel (litre)
- F** Firewood (tonne)
- NA: not available for purchase

Qahtaniyyeh (1/2), Al Hasakeh Governorate

September 2016

Health

Most common health problems

Karimeh

Disabilities
Chronic disease with no access to medicine
Maternal health issues

Shil

Diarrhea
Skin disease
Pregnancy related diseases

Big Khazneh

Diarrhea
Fever

Upper Siha

Diarrhea
Chronic disease with no access to medicine
Severe diseases affecting those aged less than 5

Balij

Disabilities
Pregnancy related diseases
Maternal health issues

• Assessed communities 9/60 (4 communities are shown on the next factsheet);
Big Khazneh
Upper Siha
Karimeh
Shil
Balij

Food Security

Balij

Bread: 45 SYP
Rice: 750 SYP
Lentils: 225 SYP
Cooking oil: 700 SYP
Sugar: 650 SYP

Big Khazneh

Bread: 65 SYP
Rice: 500 SYP
Lentils: 410 SYP
Cooking oil: 750 SYP
Sugar: 650 SYP

Karimeh

Bread: 50 SYP
Rice: 700 SYP
Lentils: 350 SYP
Cooking oil: 450 SYP
Sugar: 500 SYP

Upper Siha

Bread: no info
Rice: 400 SYP
Lentils: 300 SYP
Cooking oil: 450 SYP
Sugar: 500 SYP

Shil

Bread: 150 SYP
Rice: 850 SYP
Lentils: 640 SYP
Cooking oil: 700 SYP
Sugar: 650 SYP

Challenges to obtaining food

- No challenges
 - Some foods unavailable
 - Local production decreased
 - Lack of access to market
 - Some foods expensive
 - Lack of resources to buy food available in markets
 - Lack of access to available cooking fuel
 - Lack of cooking fuel
 - No information
- Bread public: 1 pack
Rice, lentils, sugar: 1 kg
Cooking oil: 1 litre

WASH

Most common water source

Status of source

- Water is safe to drink
- Water tastes/smells bad
- People sick after drinking
- No information

Change in available water since last month

- More water
- No change
- Less water
- No information

Most common method of garbage disposal

Big Khazneh

Network
 Buried / burned

Upper Siha

Network
 Private paid collection

Karimeh

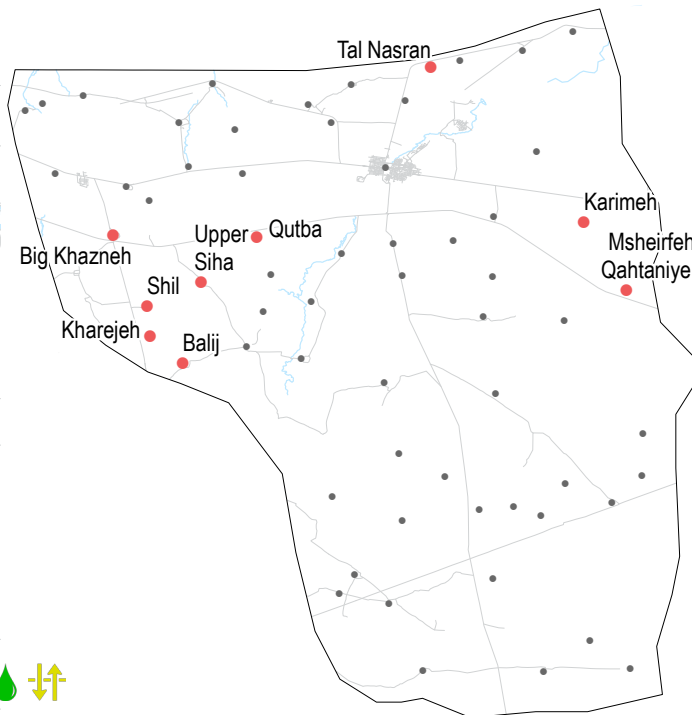
Network
 Disposed at designated site

Shil

Network
 Private paid collection

Balij

Closed well
 Buried / burned



Education

Big Khazneh

All children accessed education

Upper Siha

All children accessed education

Karimeh

All children accessed education

Shil

All children accessed education

Status of primary schools in village

- Functioning
 - Not functioning
 - Not available
 - No information
 - Barriers to accessing education services
- Balij
All children accessed education

Qahtaniyeh (2/2), Al Hasakeh Governorate

September 2016

Shelter

Most common shelter

- Independent apartment or house
- Shared apartment or house
- Unfinished apartment or house
- Tent
- Private space not for shelter
- Cave/natural shelter
- Collective public space not for shelter

No IDPs

No information

Min - Max: rent paid per room (where known)

Qutba

IDPs NDP
No rent information

Tal Nasran

IDPs NDP
No rent information

Msheirfeh Qahtaniyeh

IDPs NDP
No rent information

Kharejeh

IDPs NDP
No rent information

- Assessed communities 9/60 (5 communities are shown on the previous factsheet);
- Qutba
- Msheirfeh Qahtaniyeh
- Kharejeh
- Tal Nasran

Livelihoods

Most common strategies used to cope with lack of income / resources

Qutba

- Borrowing from family/friends
- Reducing meal size

Tal Nasran

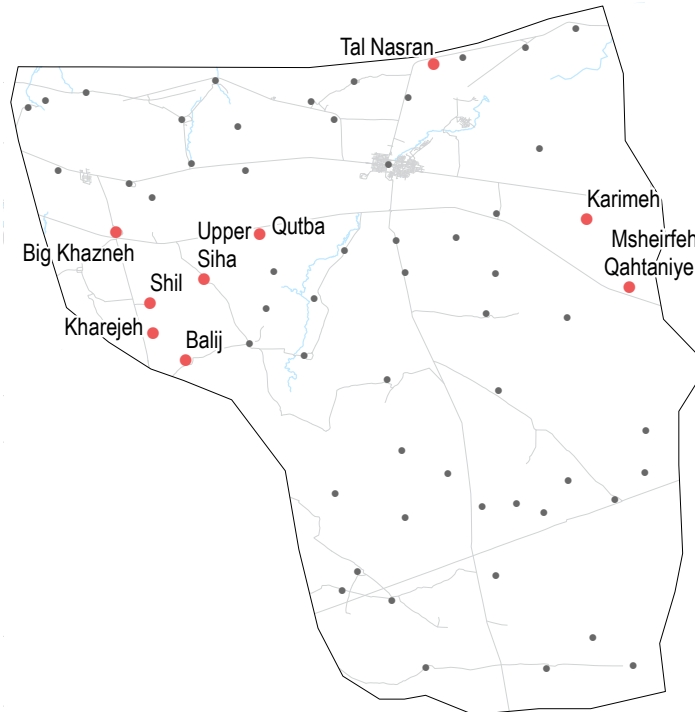
- Borrowing from family/friends
- Skipping meals

Msheirfeh Qahtaniyeh

- Children sent to work/beg
- Borrowing from family/friends
- Skipping meals

Kharejeh

- Selling household assets
- Skipping meals



Displacement

Qutba

51-75%
 No No info

Msheirfeh Qahtaniyeh

26-50%
 No No info

Kharejeh

51-75%
 Yes Yes

Tal Nasran

26-50%
 Yes Yes

- % of pre-conflict population remaining
- IDPs already living in village
- IDPs arrived in last month

NFIs

Qutba

B NA
D NA
F NA

Kharejeh

B NA
D NA
F NA

Msheirfeh Qahtaniyeh

B 2300 SYP
D 30 SYP
F NA

Tal Nasran

B NA
D NA
F NA

- Most common electricity source
- Main network
- Generator
- No source available
- No information

- Fuel Prices
- B** Butane (cannister)
- D** Diesel (litre)
- F** Firewood (tonne)

NA: not available for purchase

Qahtaniyyeh (2/2), Al Hasakeh Governorate

September 2016

Health

Most common health problems

Kharejeh

Chronic disease with no access to medicine
Severe diseases affecting those aged less than 5

Tal Nasran

Disabilities
Chronic disease with no access to medicine
Acute respiratory infections

Qutba

Disabilities
Diarrhea
Acute respiratory infections

Msheirfeh Qahtaniyeh

Chronic disease with no access to medicine
Maternal health issues
Malnutrition

- Assessed communities 9/60 (5 communities are shown on the previous factsheet);
Qutba
Msheirfeh Qahtaniyeh
Kharejeh
Tal Nasran

Food Security

Qutba

Bread: 50 SYP
Rice: 625 SYP
Lentils: 800 SYP
Cooking oil: 635 SYP
Sugar: 600 SYP

Msheirfeh Qahtaniyeh

Bread: 50 SYP
Rice: 750 SYP
Lentils: 400 SYP
Cooking oil: 1100 SYP
Sugar: 750 SYP

Kharejeh

Bread: no info
Rice: no info
Lentils: no info
Cooking oil: no info
Sugar: no info

Tal Nasran

Bread: no info
Rice: no info
Lentils: no info
Cooking oil: no info
Sugar: no info

Challenges to obtaining food

- No challenges
- Some foods unavailable
- Local production decreased
- Lack of access to market
- Some foods expensive
- Lack of resources to buy food available in markets
- Lack of access to available cooking fuel
- Lack of cooking fuel
- No information

Bread public: 1 pack
Rice, lentils, sugar: 1 kg
Cooking oil: 1 litre

WASH

Most common water source

Status of source

- Water is safe to drink
- Water tastes/smells bad
- People sick after drinking
- No information

Change in available water since last month

- More water
- No change
- Less water
- No information

Most common method of garbage disposal

Qutba

Network
 Disposed at designated site

Msheirfeh Qahtaniyeh

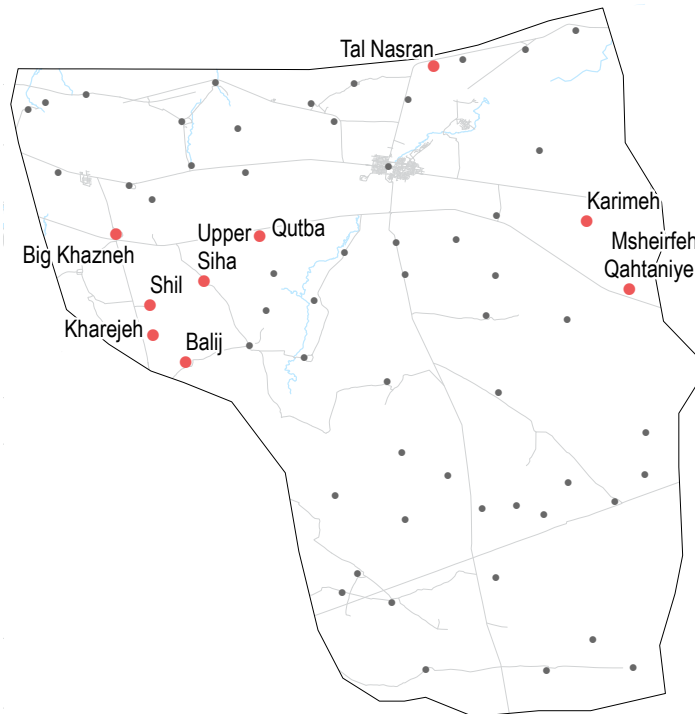
Closed well
 Private paid collection

Kharejeh

Network
 Private paid collection

Tal Nasran

Network
 Public free collection



Education

Qutba

All children accessed education

Msheirfeh Qahtaniyeh

All children accessed education

Kharejeh

All children accessed education

Tal Nasran

All children accessed education

Status of primary schools in village

- Functioning
- Not functioning
- Not available
- No information
- Barriers to accessing education services

Shelter

Most common shelter

- Independent apartment or house
- Shared apartment or house
- Unfinished apartment or house
- Tent
- Private space not for shelter
- Cave/natural shelter
- Collective public space not for shelter

No IDPs

No information

Min - Max: rent paid per room (where known)

Little Sweidiyeh

IDPs NDP
No rent information

Abu Rasin Qamishli

IDPs NDP
No rent information

Tal Elthahab Qamishli Tal Sheer Qamishli

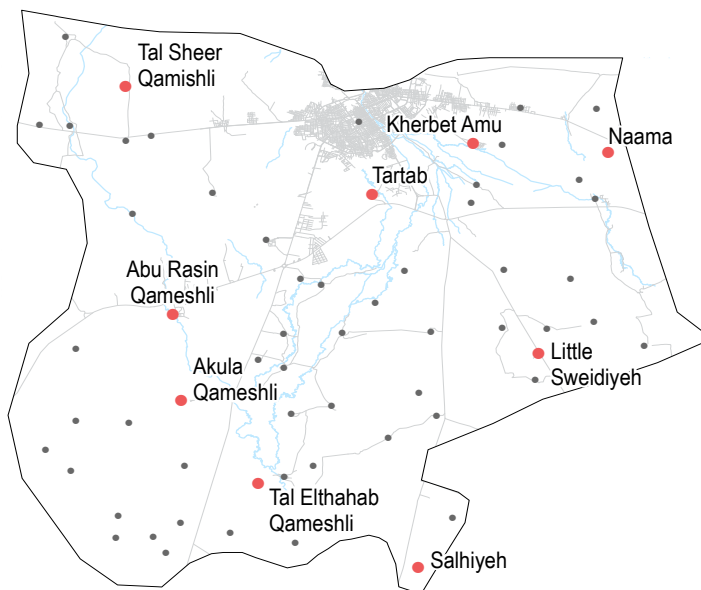
IDPs NDP
No rent information

IDPs NDP
No rent information

Salhiyeh

IDPs NDP
No rent information

- Assessed communities 9/60 (4 communities are shown on the next factsheet);
- Little Sweidiyeh
- Tal Elthahab Qamishli
- Salhiyeh
- Abu Rasin Qamishli
- Tal Sheer Qamishli



Livelihoods

Most common strategies used to cope with lack of income / resources

Little Sweidiyeh

Borrowing from family/friends

Abu Rasin Qamishli

Borrowing from family/friends
Reducing meal size

Tal Elthahab Qamishli

Borrowing from family/friends
Skipping meals
Reducing meal size

Tal Sheer Qamishli

Borrowing from family/friends
Skipping meals
Reducing meal size

Salhiyeh

Borrowing from family/friends
Selling household assets

Displacement

Little Sweidiyeh

51-75%
 No No info

Tal Elthahab Qamishli

26-50%
 No No info

Salhiyeh

1-25%
 No No info

Abu Rasin Qamishli

1-25%
 No No info

% of pre-conflict population remaining

IDPs already living in village

IDPs arrived in last month

Tal Sheer Qamishli

51-75%
 No No info

NFIs

Little Sweidiyeh

B 4400 SYP
D 45 SYP
F NA

Salhiyeh

B NA
D NA
F NA

Tal Sheer Qamishli

B NA
D NA
F NA

Tal Elthahab Qamishli

B 2500 SYP
D 35 SYP
F NA

Abu Rasin Qamishli

B 2500 SYP
D NA
F NA

Most common electricity source

Main network

Generator

No source available

No information

Fuel Prices

B Butane (cannister)

D Diesel (litre)

F Firewood (tonne)

NA: not available for purchase

Health

Most common health problems

Salhiyeh

Diarrhea
 Pregnancy related diseases
 Malnutrition

Little Sweidiyeh

Diarrhea
 Pregnancy related diseases
 Acute respiratory infections

Abu Rasin Qamishli

Chronic disease with no access to medicine
 Fever
 Symptoms of psychological trauma

Tal Elthahab Qamishli

Chronic disease with no access to medicine
 Acute respiratory infections

Tal Sheer Qamishli

Chronic disease with no access to medicine
 Maternal health issues
 Acute respiratory infections

WASH

Most common water source

Status of source

- Water is safe to drink
- Water tastes/smells bad
- People sick after drinking
- No information

Change in available water since last month

- More water
- No change
- Less water
- No information

Most common method of garbage disposal

Little Sweidiyeh

Network
 Private paid collection

Tal Elthahab Qamishli

Closed well
 Public free collection

Salhiyeh

Water trucking
 Buried / burned

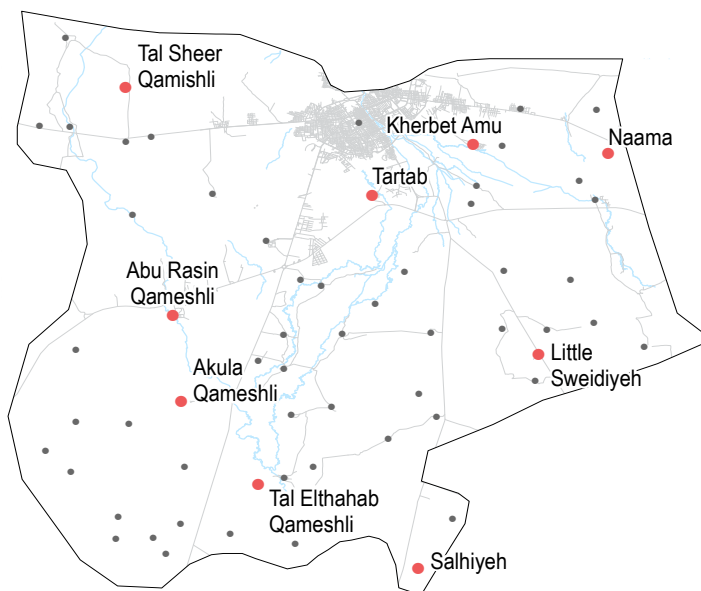
Abu Rasin Qamishli

Water trucking
 Public free collection

Tal Sheer Qamishli

Network
 Disposed at designated site

- Assessed communities 9/60 (4 communities are shown on the next factsheet);
- Little Sweidiyeh
- Tal Elthahab Qamishli
- Salhiyeh
- Abu Rasin Qamishli
- Tal Sheer Qamishli



Food Security

Little Sweidiyeh Salhiyeh

Bread: 150 SYP
 Rice: 850 SYP
 Lentils: 660 SYP
 Cooking oil: 625 SYP
 Sugar: 625 SYP

Tal Elthahab Qamishli

Bread: 70 SYP
 Rice: 700 SYP
 Lentils: 315 SYP
 Cooking oil: 750 SYP
 Sugar: 700 SYP

Abu Rasin Qamishli

Bread: 45 SYP
 Rice: 700 SYP
 Lentils: 375 SYP
 Cooking oil: 600 SYP
 Sugar: 550 SYP

Challenges to obtaining food

- No challenges
- Some foods unavailable
- Local production decreased
- Lack of access to market
- Some foods expensive
- Lack of resources to buy food available in markets
- Lack of access to available cooking fuel
- Lack of cooking fuel
- No information

Bread public: 1 pack
 Rice, lentils, sugar: 1 kg
 Cooking oil: 1 litre

Education

Little Sweidiyeh

All children accessed education

Tal Elthahab Qamishli

All children accessed education

Salhiyeh

Facilities destroyed
 Lack of teaching staff
 Lack of school supplies

Abu Rasin Qamishli

All children accessed education

Status of primary schools in village

- Functioning
- Not functioning
- Not available
- No information
- Barriers to accessing education services

Tal Sheer Qamishli

All children accessed education

Shelter

Most common shelter

- Independent apartment or house
- Shared apartment or house
- Unfinished apartment or house
- Tent
- Private space not for shelter
- Cave/natural shelter
- Collective public space not for shelter

- No IDPs
- No information

Min - Max: rent paid per room (where known)

Tartab

- IDPs NDP
No rent information

Akula Qamishli

- IDPs NDP
No rent information

Kherbet Amu

- IDPs NDP
No rent information

Naama

- IDPs NDP
No rent information

Livelihoods

Most common strategies used to cope with lack of income / resources

Tartab

- Taking loans/buying on credit
- Borrowing from family/friends

Akula Qamishli

- Borrowing from family/friends
- Reducing meal size

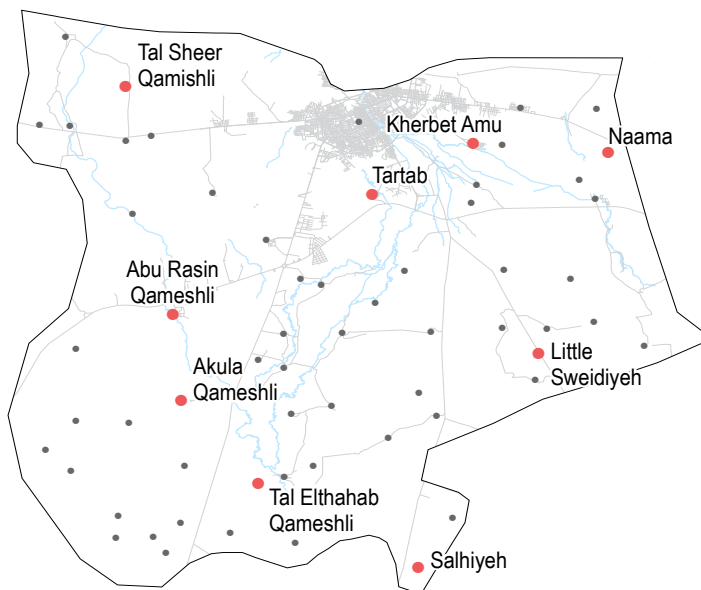
Kherbet Amu

- Taking loans/buying on credit
- Borrowing from family/friends

Naama

- Taking loans/buying on credit
- Borrowing from family/friends

- Assessed communities 9/60 (5 communities are shown on the previous factsheet);
Tartab
Kherbet Amu
Naama
Akula Qamishli



Displacement

Tartab

- 26-50%
 Yes Yes

Kherbet Amu

- 26-50%
 No No info

Naama

- 51-75%
 No No info

Akula Qamishli

- 26-50%
 No No info

% of pre-conflict population remaining

IDPs already living in village

IDPs arrived in last month

NFIs

Tartab

- B** 4000 SYP
D 40 SYP
F NA

Naama

- B** 2150 SYP
D 40 SYP
F NA

Kherbet Amu

- B** 2300 SYP
D 40 SYP
F NA

Akula Qamishli

- B** 2100 SYP
D NA
F NA

Most common electricity source

- Main network
- Generator
- No source available
- No information

Fuel Prices

- B** Butane (cannister)
- D** Diesel (litre)
- F** Firewood (tonne)

NA: not available for purchase

Health

Most common health problems

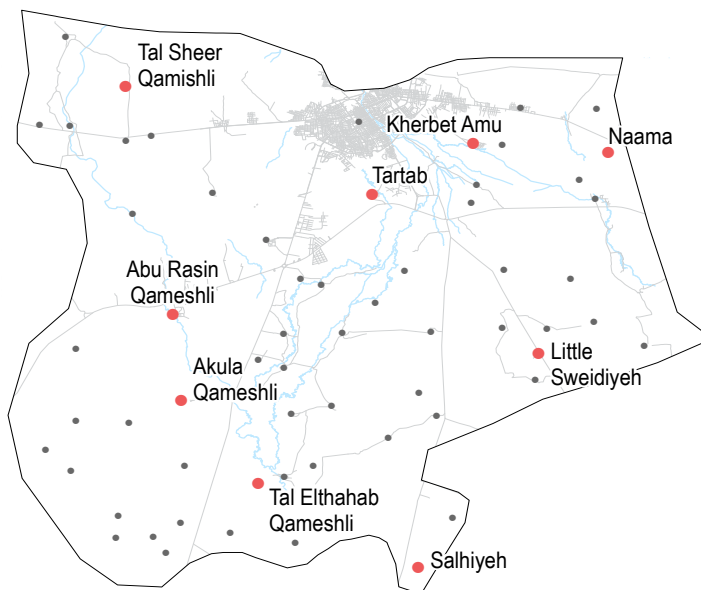
Naama
 Chronic disease with no access to medicine
 Symptoms of psychological trauma

Akula Qamishli
 Chronic disease with no access to medicine
 Fever
 Symptoms of psychological trauma

Tartab
 Diarrhea
 Chronic disease with no access to medicine
 Severe diseases affecting those aged less than 5
Kherbet Amu

Diarrhea
 Chronic disease with no access to medicine
 Acute respiratory infections

• Assessed communities 9/60 (5 communities are shown on the previous factsheet);
 Tartab
 Kherbet Amu
 Naama
 Akula Qamishli



WASH

Most common water source
 Status of source
 Water is safe to drink
 Water tastes/smells bad
 People sick after drinking
 No information
 Change in available water since last month
 More water
 No change
 Less water
 No information
 Most common method of garbage disposal

Tartab
 Network
 Private paid collection

Kherbet Amu
 Network
 Public free collection

Naama
 Network
 Public free collection

Akula Qamishli
 Closed well
 Public free collection

Food Security

Tartab

Bread: 150 SYP
 Rice: 800 SYP
 Lentils: 650 SYP
 Cooking oil: 600 SYP
 Sugar: 625 SYP

Naama

Bread: no info
 Rice: 500 SYP
 Lentils: no info
 Cooking oil: 475 SYP
 Sugar: 450 SYP

Kherbet Amu

Bread: 150 SYP
 Rice: 850 SYP
 Lentils: 625 SYP
 Cooking oil: 660 SYP
 Sugar: 650 SYP

Akula Qamishli

Bread: 65 SYP
 Rice: 700 SYP
 Lentils: 325 SYP
 Cooking oil: 600 SYP
 Sugar: 650 SYP

Challenges to obtaining food
 No challenges
 Some foods unavailable
 Local production decreased
 Lack of access to market
 Some foods expensive
 Lack of resources to buy food available in markets
 Lack of access to available cooking fuel
 Lack of cooking fuel
 No information
 Bread public: 1 pack
 Rice, lentils, sugar: 1 kg
 Cooking oil: 1 litre

Education

Tartab
 All children accessed education

Kherbet Amu
 All children accessed education

Naama
 All children accessed education

Akula Qamishli
 All children accessed education

Status of primary schools in village
 Functioning
 Not functioning
 Not available
 No information
 Barriers to accessing education services

Qamishli City, Al Hasakeh Governorate

September 2016

Shelter

Most common shelter

- Independent apartment or house
- Shared apartment or house
- Unfinished apartment or house
- Tent
- Private space not for shelter
- Cave/natural shelter
- Collective public space not for shelter

- No IDPs
- No information

Min - Max: rent paid per room (where known)

Qamishli (Big Jirnik)

IDPs NDP
No rent information

Qamishli (Qdurbik)

IDPs NDP
5000 - 15000 SYP

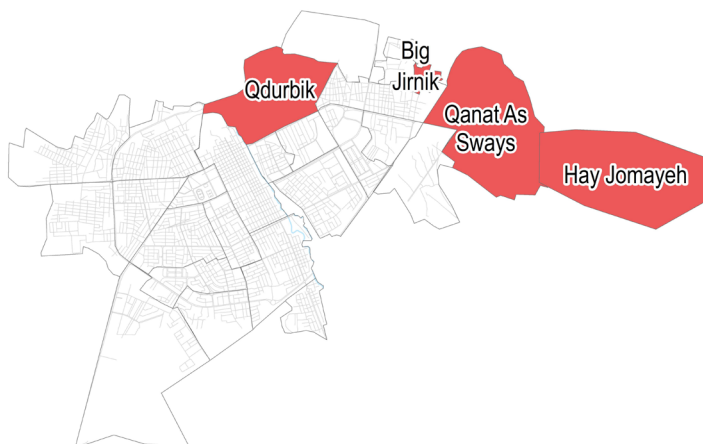
Qamishli (Hay Jomayeh)

IDPs NDP
2000 - 3000 SYP

Qamishli (Qanat As Sways)

IDPs NDP
8000 - 10000 SYP

- Assessed neighbourhoods within Qamishli City 4/27;
- Qamishli (Big Jirnik)
- Qamishli (Hay Jomayeh)
- Qamishli (Qanat As Sways)
- Qamishli (Qdurbik)



Livelihoods

Most common strategies used to cope with lack of income / resources

Qamishli (Big Jirnik)

- Taking loans/buying on credit
- Borrowing from family/friends

Qamishli (Qdurbik)

- Borrowing from family/friends
- Skipping meals
- Reducing meal size

Qamishli (Hay Jomayeh)

- Children sent to work/beg
- Taking loans/buying on credit
- Skipping meals

Qamishli (Qanat As Sways)

- Taking loans/buying on credit
- Skipping meals
- Reducing meal size

Displacement

Qamishli (Big Jirnik)

26-50%
 No No info

Qamishli (Hay Jomayeh)

26-50%
 No No info

Qamishli (Qanat As Sways)

76-100%
 No No info

Qamishli (Qdurbik)

76-100%
 No No info

% of pre-conflict population remaining

IDPs already living in village

IDPs arrived in last month

NFIs

Qamishli (Big Jirnik)

B 2300 SYP
D 40 SYP
F NA

Qamishli (Hay Jomayeh)

B 2500 SYP
D NA
F NA

Qamishli (Qanat As Sways)

B 3300 SYP
D 40 SYP
F NA

Qamishli (Qdurbik)

B 2500 SYP
D 35 SYP
F NA

Most common electricity source

- Main network
- Generator
- No source available
- No information

Fuel Prices

- B** Butane (cannister)
- D** Diesel (litre)
- F** Firewood (tonne)

NA: not available for purchase

Qamishli City, Al Hasakeh Governorate

September 2016

Health

Most common health problems

Qamishli (Qanat As Sways)

Diarrhea
Chronic disease with no access to medicine
Maternal health issues

Qamishli (Qdurbik)

Diarrhea
Chronic disease with no access to medicine
Acute respiratory infections

Qamishli (Big Jirnik)

Diarrhea
Skin disease
Injuries

Qamishli (Hay Jomayeh)

Diarrhea
Chronic disease with no access to medicine
Severe diseases affecting those aged less than 5

WASH

Most common water source

Status of source

- Water is safe to drink
- Water tastes/smells bad
- People sick after drinking
- No information

Change in available water since last month

- More water
- No change
- Less water
- No information

Most common method of garbage disposal

Qamishli (Big Jirnik)

Network
 Public free collection

Qamishli (Hay Jomayeh)

Network
 Private paid collection

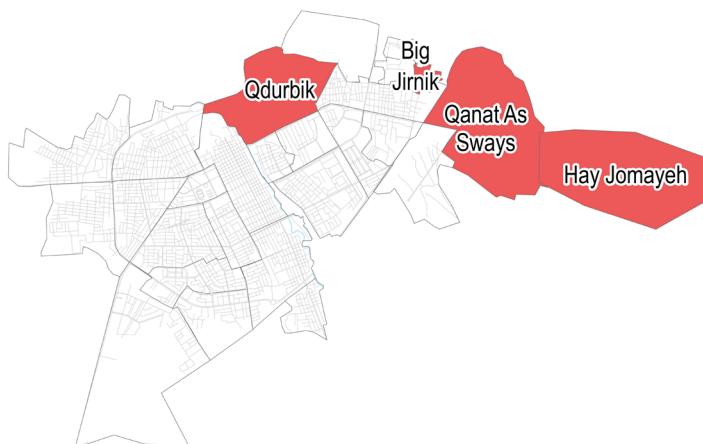
Qamishli (Qanat As Sways)

Network
 Private paid collection

Qamishli (Qdurbik)

Network
 Public free collection

- Assessed neighbourhoods 4/27;
Qamishli (Big Jirnik)
Qamishli (Hay Jomayeh)
Qamishli (Qanat As Sways)
Qamishli (Qdurbik)



Food Security

Qamishli (Big Jirnik)

Bread: 55 SYP
Rice: 650 SYP
Lentils: 325 SYP
Cooking oil: 650 SYP
Sugar: 540 SYP

Qamishli (Hay Jomayeh)

Bread: 150 SYP
Rice: 800 SYP
Lentils: 500 SYP
Cooking oil: 500 SYP
Sugar: 750 SYP

Qamishli (Qanat As Sways)

Bread: 150 SYP
Rice: 750 SYP
Lentils: 625 SYP
Cooking oil: 650 SYP
Sugar: 650 SYP

Qamishli (Qdurbik)

Bread: 55 SYP
Rice: 550 SYP
Lentils: 350 SYP
Cooking oil: 625 SYP
Sugar: 600 SYP

Challenges to obtaining food

- No challenges
- Some foods unavailable
- Local production decreased
- Lack of access to market
- Some foods expensive
- Lack of resources to buy food available in markets
- Lack of access to available cooking fuel
- Lack of cooking fuel
- No information

Bread public: 1 pack
Rice, lentils, sugar: 1 kg
Cooking oil: 1 litre

Education

Qamishli (Big Jirnik)

All children accessed education

Qamishli (Hay Jomayeh)

All children accessed education

Qamishli (Qanat As Sways)

All children accessed education

Qamishli (Qdurbik)

All children accessed education

Status of primary schools in village

- Functioning
- Not functioning
- Not available
- No information
- Barriers to accessing education services

Shelter

Most common shelter

- Independent apartment or house
- Shared apartment or house
- Unfinished apartment or house
- Tent
- Private space not for shelter
- Cave/natural shelter
- Collective public space not for shelter
- No IDPs
- No information

Min - Max: rent paid per room (where known)

Abu Rasin

IDPs NDP

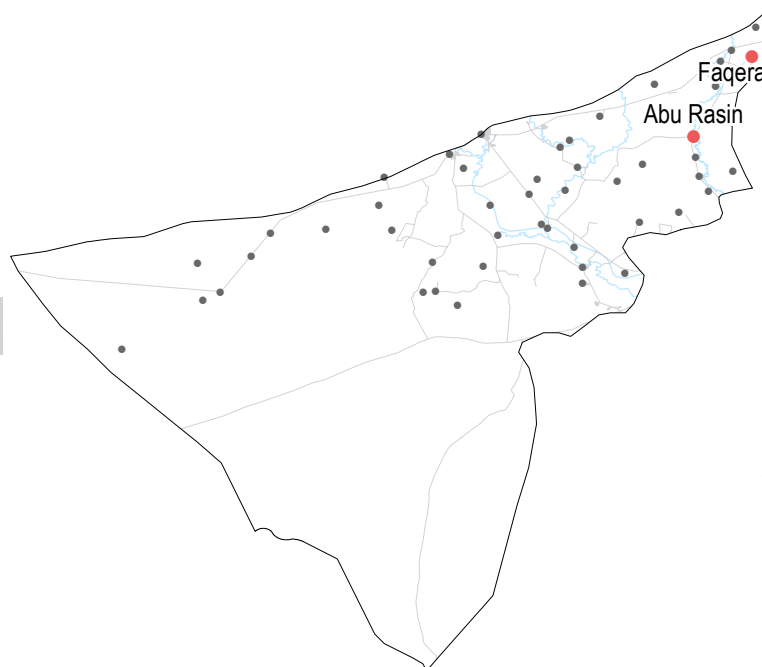
 7000 - 10000 SYP

Faqera

IDPs NDP

 No rent information

• Assessed communities 2/43;
 Abu Rasin
 Faqera



Displacement

Abu Rasin

51-75%
 No No info

Faqera

76-100%
 No No info

% of pre-conflict population remaining

IDPs already living in village

IDPs arrived in last month

Livelihoods

Most common strategies used to cope with lack of income / resources

Abu Rasin

- Children sent to work/beg
- Borrowing from family/friends
- High risk/illegal work

Faqera

- Borrowing from family/friends

NFIs

Abu Rasin

B NA
D NA
F NA

Faqera

B NA
D NA
F NA

Most common electricity source

- Main network
- Generator
- No source available
- No information

Fuel Prices

- B** Butane (cannister)
- D** Diesel (litre)
- F** Firewood (tonne)

NA: not available for purchase

Health

Most common health problems

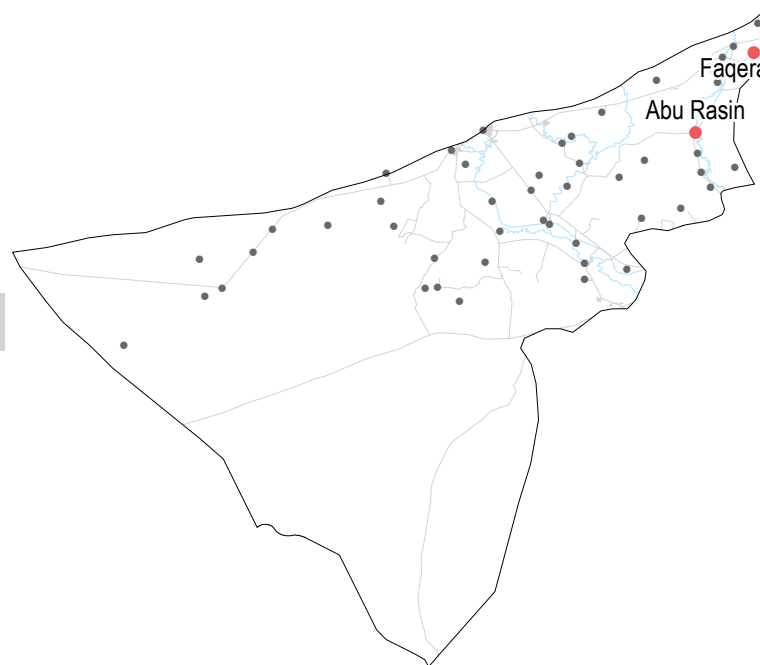
Abu Rasin

- Diarrhea
- Chronic disease with no access to medicine
- Acute respiratory infections

Faqera

- Diarrhea
- Fever
- Severe diseases affecting those aged less than 5

• Assessed communities 2/43;
 Abu Rasin
 Faqera



Food Security

Abu Rasin

- Bread: 55 SYP
- Rice: 700 SYP
- Lentils: 400 SYP
- Cooking oil: 600 SYP
- Sugar: 540 SYP

Faqera

- Bread: 50 SYP
- Rice: 600 SYP
- Lentils: 200 SYP
- Cooking oil: 550 SYP
- Sugar: 450 SYP

Challenges to obtaining food

- No challenges
 - Some foods unavailable
 - Local production decreased
 - Lack of access to market
 - Some foods expensive
 - Lack of resources to buy food available in markets
 - Lack of access to available cooking fuel
 - Lack of cooking fuel
 - No information
- Bread public: 1 pack
 Rice, lentils, sugar: 1 kg
 Cooking oil: 1 litre

WASH

Most common water source
 Status of source
 Water is safe to drink
 Water tastes/smells bad
 People sick after drinking
 No information
 Change in available water since last month
 More water
 No change
 Less water
 No information
 Most common method of garbage disposal

Abu Rasin

- Network
- Public free collection

Faqera

- Network
- Private paid collection

Education

Abu Rasin

- All children accessed education

Faqera

- All children accessed education

Status of primary schools in village

- Functioning
- Not functioning
- Not available
- No information
- Barriers to accessing education services

Shelter

Most common shelter

- Independent apartment or house
- Shared apartment or house
- Unfinished apartment or house
- Tent
- Private space not for shelter
- Cave/natural shelter
- Collective public space not for shelter

- No IDPs
- No information
- Min - Max: rent paid per room (where known)

Tal Maaruf

IDPs NDP
 4000 - 5000 SYP

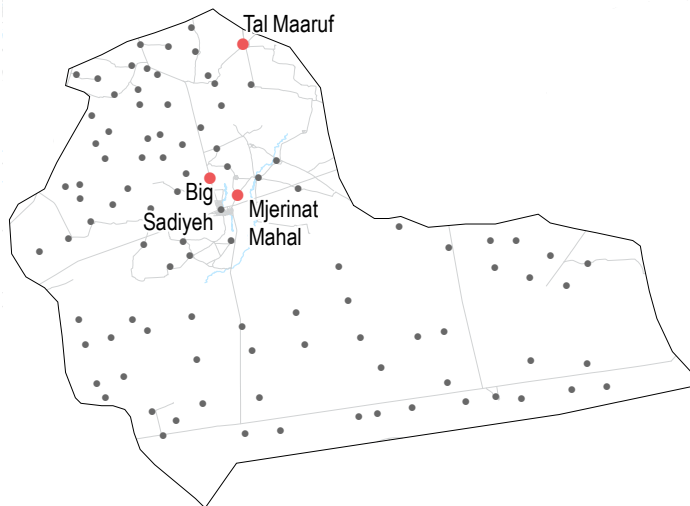
Mjerinat Mahal

IDPs NDP
 No rent information

Big Sadiyeh

IDPs NDP
 No rent information

• Assessed communities 3/98;
 Tal Maaruf
 Mjerinat Mahal
 Big Sadiyeh



Livelihoods

Most common strategies used to cope with lack of income / resources

Tal Maaruf

- Children sent to work/beg
- Borrowing from family/friends
- Reducing meal size

Mjerinat Mahal

- Skipping meals
- Reducing meal size

Big Sadiyeh

- Selling household assets
- Skipping meals
- Reducing meal size

Displacement

Tal Maaruf

51-75%
 No No info

Mjerinat Mahal

26-50%
 Yes Yes

Big Sadiyeh

26-50%
 Yes Yes

% of pre-conflict population remaining

IDPs already living in village

IDPs arrived in last month

NFIs

Tal Maaruf

B 2700 SYP
D NA
F NA

Mjerinat Mahal

B 2500 SYP
D 70 SYP
F NA

Big Sadiyeh

B 2400 SYP
D NA
F NA

Most common electricity source

- Main network
- Generator
- No source available
- No information

Fuel Prices

- B** Butane (cannister)
- D** Diesel (litre)
- F** Firewood (tonne)

NA: not available for purchase

Health

Most common health problems

Big Sadiyeh

Diarrhea
 Chronic disease with no access to medicine
 Symptoms of psychological trauma

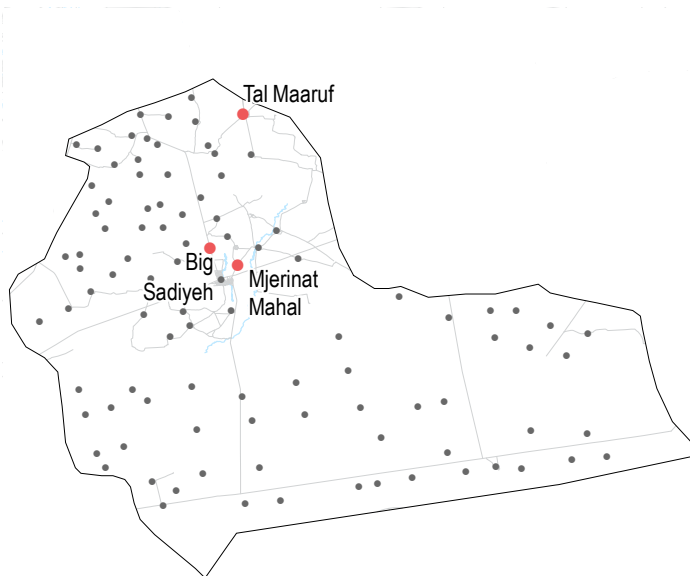
Tal Maaruf

Chronic disease with no access to medicine
 Maternal health issues
 Symptoms of psychological trauma

Mjerinat Mahal

Diarrhea
 Skin disease
 Acute respiratory infections

• Assessed communities 3/98;
 Tal Maaruf
 Mjerinat Mahal
 Big Sadiyeh



WASH

Most common water source

Status of source
 Water is safe to drink
 Water tastes/smells bad
 People sick after drinking
 No information

Change in available water since last month
 More water
 No change
 Less water
 No information

Most common method of garbage disposal

Tal Maaruf

Network
 Public free collection

Mjerinat Mahal

Closed well
 Buried / burned

Big Sadiyeh

Closed well
 Disposed at designated site

Food Security

Tal Maaruf

Bread: 35 SYP
 Rice: 500 SYP
 Lentils: 450 SYP
 Cooking oil: 450 SYP
 Sugar: 425 SYP

Big Sadiyeh

Bread: no info
 Rice: 600 SYP
 Lentils: 350 SYP
 Cooking oil: 650 SYP
 Sugar: 500 SYP

Mjerinat Mahal

Bread: no info
 Rice: 850 SYP
 Lentils: 270 SYP
 Cooking oil: 650 SYP
 Sugar: 500 SYP

Challenges to obtaining food

- No challenges
- Some foods unavailable
- Local production decreased
- Lack of access to market
- Some foods expensive
- Lack of resources to buy food available in markets
- Lack of access to available cooking fuel
- Lack of cooking fuel
- No information

Bread public: 1 pack
 Rice, lentils, sugar: 1 kg
 Cooking oil: 1 litre

Education

Tal Maaruf

All children accessed education

Mjerinat Mahal

All children accessed education

Big Sadiyeh

All children accessed education

Status of primary schools in village

- Functioning
- Not functioning
- Not available
- No information
- Barriers to accessing education services

Tal Tamer, Al Hasakeh Governorate

September 2016

Shelter

Most common shelter

- Independent apartment or house
- Shared apartment or house
- Unfinished apartment or house
- Tent
- Private space not for shelter
- Cave/natural shelter
- Collective public space not for shelter

- No IDPs
- No information

Min - Max: rent paid per room (where known)

Tal Tamer

IDPs NDP

 3000 - 6000 SYP

Derdara Tal Tamer

IDPs NDP

 No rent information

- Assessed communities 2/54;
 Tal Tamer
 Derdara Tal Tamer

Displacement

Tal Tamer

51-75%
 Yes Yes

Derdara Tal Tamer

51-75%
 No No info

% of pre-conflict population remaining

IDPs already living in village

IDPs arrived in last month

Livelihoods

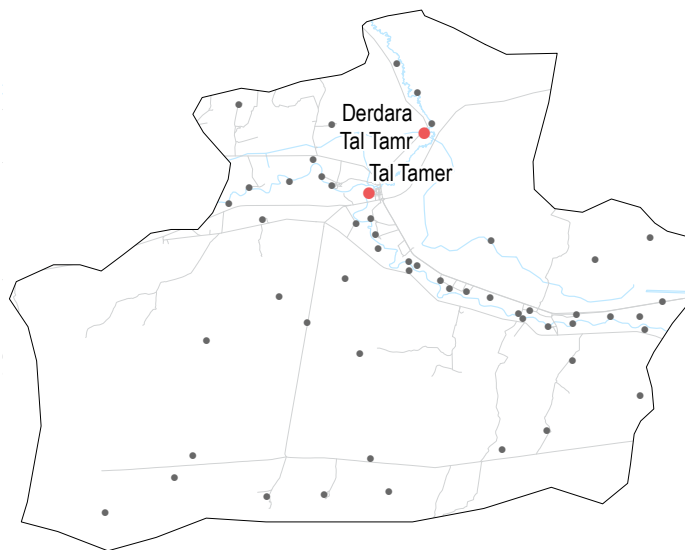
Most common strategies used to cope with lack of income / resources

Tal Tamer

- Skipping meals
- Reducing meal size
- Eating weeds

Derdara Tal Tamer

- Borrowing from family/friends
- Selling household assets
- Skipping meals



NFIs

Tal Tamer

B 2150 SYP
D 37 SYP
F NA

Derdara Tal Tamer

B NA
D 50 SYP
F NA

Most common electricity source


- Main network
- Generator
- No source available
- No information

Fuel Prices

- B** Butane (cannister)
- D** Diesel (litre)
- F** Firewood (tonne)

NA: not available for purchase


Health

 Most common health problems

Tal Tamer

 Diarrhea
 Communicable diseases

Derdara Tal Tamr

 Acute respiratory infections
 Fever
 Malnutrition



• Assessed communities 2/54;
 Tal Tamer
 Derdara Tal Tamr

Food Security

Tal Tamer

 Bread: 60 SYP
 Rice: 600 SYP
 Lentils: 400 SYP
 Cooking oil: 625 SYP
 Sugar: 700 SYP










Derdara Tal Tamr

 Bread: 67 SYP
 Rice: 700 SYP
 Lentils: 400 SYP
 Cooking oil: 625 SYP
 Sugar: 650 SYP




Challenges to obtaining food

-  No challenges
 -  Some foods unavailable
 -  Local production decreased
 -  Lack of access to market
 -  Some foods expensive
 -  Lack of resources to buy food available in markets
 -  Lack of access to available cooking fuel
 -  Lack of cooking fuel
 -  No information
- Bread public: 1 pack
 Rice, lentils, sugar: 1 kg
 Cooking oil: 1 litre


WASH

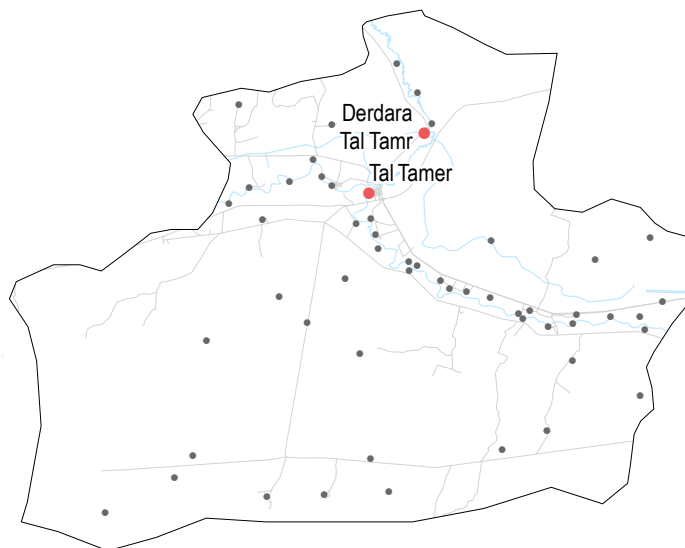
Most common water source
 Status of source
 Water is safe to drink
 Water tastes/smells bad
 People sick after drinking
 No information
 Change in available water since last month
 More water
 No change
 Less water
 No information
 Most common method of garbage disposal

Tal Tamer

Network  
 Private paid collection


Derdara Tal Tamr

Other  
 Buried / burned




Education

Tal Tamer

 All children accessed education

Derdara Tal Tamr

 All children accessed education

Status of primary schools in village

-  Functioning
-  Not functioning
-  Not available
-  No information
-  Barriers to accessing education services

Ya'robiyah (1/2), Al Hasakeh Governorate

September 2016

Shelter

Most common shelter

- Independent apartment or house
- Shared apartment or house
- Unfinished apartment or house
- Tent
- Private space not for shelter
- Cave/natural shelter
- Collective public space not for shelter

No IDPs

No information

Min - Max: rent paid per room (where known)

Um Eledam

IDPs NDP
No rent information

Upper Kherbet Elbir

IDPs NDP
No rent information

Middle Sehrij

IDPs NDP
1500 - 3500 SYP

Ya'robiyah

IDPs NDP
No rent information

Tameriyeh

IDPs NDP
No rent information

- Assessed communities 11/46 (6 communities are shown on the next factsheet, 1 community is not shown on the map);
- Um Eledam
- Upper Kherbet Elbir
- Middle Sehrij
- Ya'robiyah
- Tameriyeh

Livelihoods

Most common strategies used to cope with lack of income / resources

Um Eledam

- Skipping meals
- Reducing meal size

Upper Kherbet Elbir

- Eating weeds

Middle Sehrij

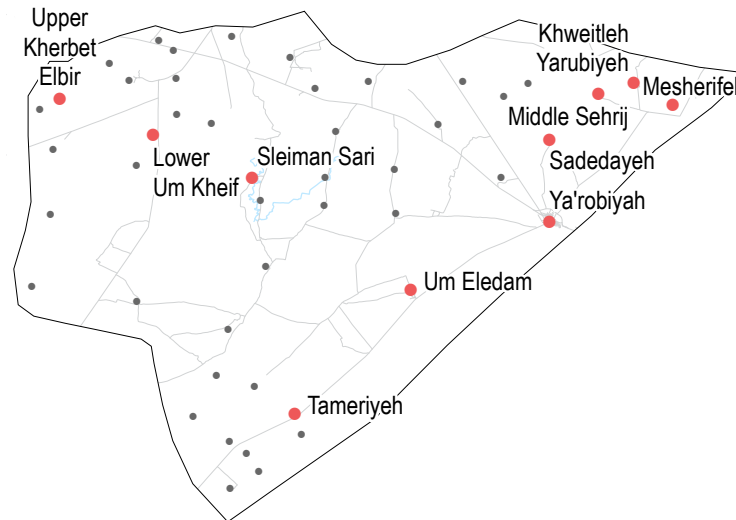
- Borrowing from family/friends
- Skipping meals

Ya'robiyah

- Skipping meals
- Reducing meal size

Tameriyeh

- Borrowing from family/friends
- Reducing meal size



Displacement

Um Eledam

76-100%
 Yes Yes

Upper Kherbet Elbir

51-75%
 No No info

Middle Sehrij

51-75%
 Yes Yes

Ya'robiyah

51-75%
 No No info

% of pre-conflict population remaining
 IDPs already living in village
 IDPs arrived in last month

Tameriyeh

51-75%
 Yes Yes

NFIs

Um Eledam

B 2500 SYP
D 30 SYP
F NA

Middle Sehrij

B 2100 SYP
D 31 SYP
F NA

Tameriyeh

B 2300 SYP
D 35 SYP
F NA

Upper Kherbet Elbir

B 2500 SYP
D 80 SYP
F NA

Ya'robiyah

B 2500 SYP
D 30 SYP
F NA

Most common electricity source
 Main network
 Generator
 No source available
 No information

Fuel Prices
B Butane (cannister)
D Diesel (litre)
F Firewood (tonne)

NA: not available for purchase

Ya'robiyah (1/2), Al Hasakeh Governorate

September 2016

Health

Most common health problems

Middle Sehrij
 Diarrhea
 Acute respiratory infections
 Fever

Um Eledam
 Chronic disease with no access to medicine
 Maternal health issues
 Acute respiratory infections

Ya'robiyah
 Diarrhea
 Chronic disease with no access to medicine
 Acute respiratory infections

Upper Kherbet Elbir
 Diarrhea
 Pregnancy related diseases
 Malnutrition

Tameriyeh
 Diarrhea
 Acute respiratory infections
 Malnutrition

- Assessed communities 11/46 (6 communities are shown on the next factsheet, 1 community is not shown on the map);
- Um Eledam
- Upper Kherbet Elbir
- Middle Sehrij
- Ya'robiyah
- Tameriyeh

Food Security

Tameriyeh
 Bread: 105 SYP
 Rice: 700 SYP
 Lentils: 200 SYP
 Cooking oil: 600 SYP
 Sugar: 650 SYP

Um Eledam
 Bread: 65 SYP
 Rice: 500 SYP
 Lentils: 400 SYP
 Cooking oil: 750 SYP
 Sugar: 500 SYP

Middle Sehrij
 Bread: 55 SYP
 Rice: 600 SYP
 Lentils: 375 SYP
 Cooking oil: 700 SYP
 Sugar: 500 SYP

Upper Kherbet Elbir
 Bread: no info
 Rice: 700 SYP
 Lentils: 270 SYP
 Cooking oil: 700 SYP
 Sugar: 500 SYP

Ya'robiyah
 Bread: 60 SYP
 Rice: 500 SYP
 Lentils: 350 SYP
 Cooking oil: 650 SYP
 Sugar: 550 SYP

Challenges to obtaining food

- No challenges
- Some foods unavailable
- Local production decreased
- Lack of access to market
- Some foods expensive
- Lack of resources to buy food available in markets
- Lack of access to available cooking fuel
- Lack of cooking fuel
- No information

Bread public: 1 pack
 Rice, lentils, sugar: 1 kg
 Cooking oil: 1 litre

WASH

Most common water source
 Status of source
 Water is safe to drink
 Water tastes/smells bad
 People sick after drinking
 No information
 Change in available water since last month
 More water
 No change
 Less water
 No information
 Most common method of garbage disposal

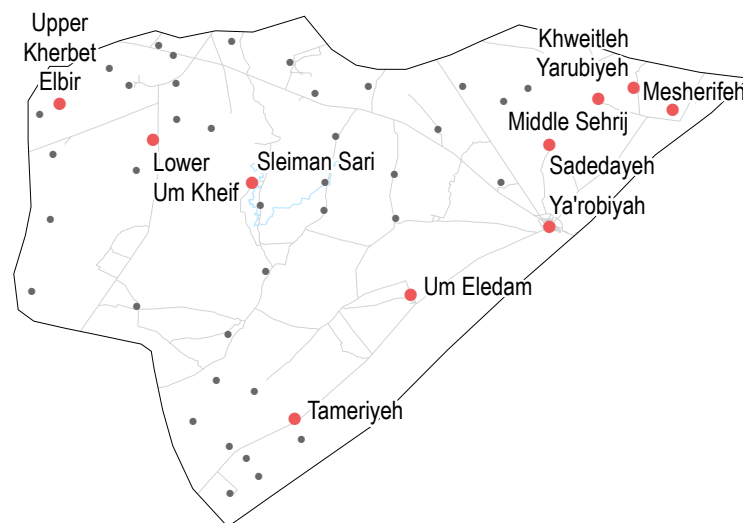
Um Eledam
 Network
 Left in street / public area

Upper Kherbet Elbir
 Network
 Left in street / public area

Middle Sehrij
 Closed well
 Buried / burned

Ya'robiyah
 Network
 Public free collection

Tameriyeh
 Closed well
 Buried / burned



Education

Um Eledam
 All children accessed education

Upper Kherbet Elbir
 All children accessed education

Middle Sehrij
 All children accessed education

Ya'robiyah
 All children accessed education

Status of primary schools in village

- Functioning
- Not functioning
- Not available
- No information
- Barriers to accessing education services

Tameriyeh
 All children accessed education

Ya'robiyah (2/2), Al Hasakeh Governorate

September 2016

Shelter

Most common shelter

- Independent apartment or house
- Shared apartment or house
- Unfinished apartment or house
- Tent
- Private space not for shelter
- Cave/natural shelter
- Collective public space not for shelter

No IDPs

No information

Min - Max: rent paid per room (where known)

Lower Um Kheif

IDPs NDP
No rent information

Sadedayeh

IDPs NDP
No rent information

Khweitleh Yarubiyeh

IDPs NDP
No rent information

Sleiman Sari

IDPs NDP
No rent information

Khadaan

IDPs NDP
No rent information

Mesherifeh

IDPs NDP
No rent information

- Assessed communities 11/46 (5 communities are shown on the previous factsheet, 1 community is not shown on the map);
- Lower Um Kheif
- Khweitleh Yarubiyeh
- Khadaan (not shown on map)
- Sadedayeh
- Mesherifeh
- Sleiman Sari

Displacement

Lower Um Kheif

26-50%
 Yes Yes

Khweitleh Yarubiyeh

51-75%
 No No info

Khadaan

76-100%
 No No info

Sadedayeh

51-75%
 Yes Yes

Mesherifeh

76-100%
 Yes Yes

Sleiman Sari

51-75%
 Yes No

- % of pre-conflict population remaining
- IDPs already living in village
- IDPs arrived in last month

Livelihoods

Most common strategies used to cope with lack of income / resources

Lower Um Kheif

- Borrowing from family/friends
- Skipping meals
- Reducing meal size

Khweitleh Yarubiyeh

- Skipping meals
- Reducing meal size
- Eating weeds

Khadaan

- Borrowing from family/friends
- Skipping meals
- Reducing meal size

Sadedayeh

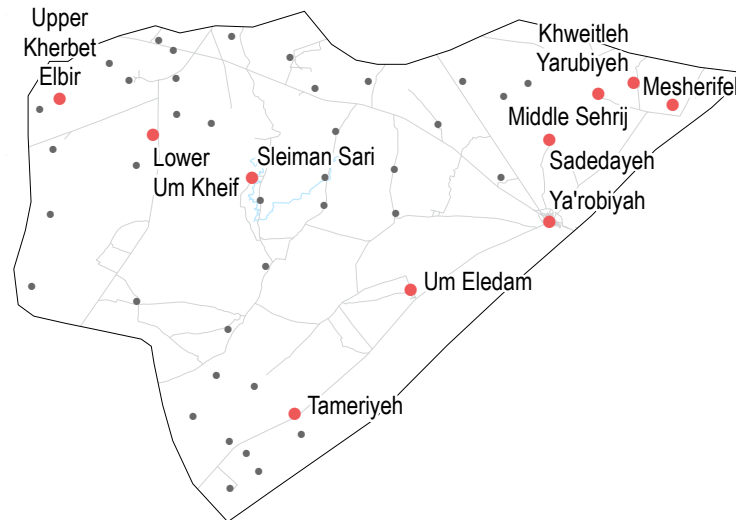
- Borrowing from family/friends
- Reducing meal size

Mesherifeh

- Skipping meals
- Reducing meal size

Sleiman Sari

- Children sent to work/beg
- Borrowing from family/friends



NFIs

Lower Um Kheif

B 2200 SYP
D 45 SYP
F NA

Khadaan

B 3000 SYP
D 35 SYP
F NA

Mesherifeh

B 4500 SYP
D 35 SYP
F NA

Khweitleh Yarubiyeh

B 2500 SYP
D 40 SYP
F NA

Sadedayeh

B NA
D NA
F NA

Sleiman Sari

B 400 SYP
D 50 SYP
F NA

Most common electricity source

- Main network
- Generator
- No source available
- No information

Fuel Prices

- B** Butane (cannister)
- D** Diesel (litre)
- F** Firewood (tonne)

NA: not available for purchase

Ya'robiyah (2/2), Al Hasakeh Governorate

September 2016

Health

Most common health problems

Khadaan

Diarrhea
Chronic disease with no access to medicine
Acute respiratory infections

Sleiman Sari

Diarrhea
Skin disease
Chronic disease with no access to medicine

Lower Um Kheif

Chronic disease with no access to medicine
Pregnancy related diseases
Acute respiratory infections

Sadedayah

Chronic disease with no access to medicine
Fever
Severe diseases affecting those aged less than 5

Khweitleh Yarubiyeh

Diarrhea
Pregnancy related diseases
Malnutrition

Mesherifeh

Communicable diseases
Chronic disease with no access to medicine
Acute respiratory infections

• Assessed communities 11/46 (5 communities are shown on the previous factsheet, 1 community is not shown on the map);
Lower Um Kheif
Khweitleh Yarubiyeh
Khadaan (not shown on map)
Sadedayah
Mesherifeh
Sleiman Sari

Food Security

Mesherifeh

Bread: 35 SYP
Rice: 750 SYP
Lentils: 600 SYP
Cooking oil: 650 SYP
Sugar: 1100 SYP

Lower Um Kheif

Bread: 85 SYP
Rice: 450 SYP
Lentils: 350 SYP
Cooking oil: 640 SYP
Sugar: 475 SYP

Khadaan

Bread: 55 SYP
Rice: 500 SYP
Lentils: 350 SYP
Cooking oil: 750 SYP
Sugar: 600 SYP

Sleiman Sari

Bread: 60 SYP
Rice: 400 SYP
Lentils: 220 SYP
Cooking oil: 600 SYP
Sugar: 600 SYP

Khweitleh Yarubiyeh

Bread: no info
Rice: 750 SYP
Lentils: 260 SYP
Cooking oil: 700 SYP
Sugar: 500 SYP

Sadedayah

Bread: no info
Rice: no info
Lentils: no info
Cooking oil: no info
Sugar: no info

Challenges to obtaining food

- No challenges
- Some foods unavailable
- Local production decreased
- Lack of access to market
- Some foods expensive
- Lack of resources to buy food available in markets
- Lack of access to available cooking fuel
- Lack of cooking fuel
- No information

Bread public: 1 pack
Rice, lentils, sugar: 1 kg
Cooking oil: 1 litre

WASH

Most common water source

Status of source

- Water is safe to drink
- Water tastes/smells bad
- People sick after drinking
- No information

Change in available water since last month

- More water
- No change
- Less water
- No information

Most common method of garbage disposal

Lower Um Kheif

Network
 Disposed at designated site

Khweitleh Yarubiyeh

Network
 Left in street / public area

Khadaan

Network
 Private paid collection

Sadedayah

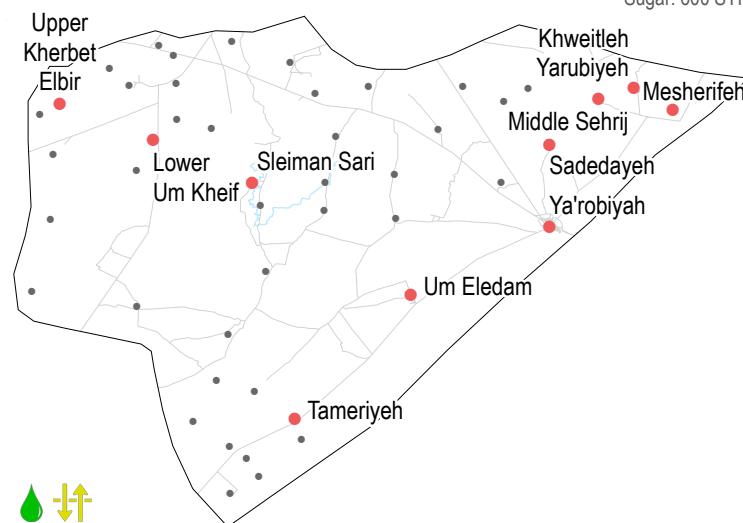
Closed well
 Disposed at designated site

Mesherifeh

Network
 Left in street / public area

Sleiman Sari

Closed well
 Buried / burned



Education

Lower Um Kheif

All children accessed education

Khweitleh Yarubiyeh

All children accessed education

Khadaan

All children accessed education

Sadedayah

All children accessed education

Status of primary schools in village

- Functioning
- Not functioning
- Not available
- No information
- Barriers to accessing education services

Mesherifeh

Lack of teaching staff
Lack of school supplies

Sleiman Sari

All children accessed education