

## Introduction

This multi-sectoral needs assessment is part of a monthly data collection exercise which aims to gather information about needs and the humanitarian situation inside Syria. The factsheets present information collected in January 2018, referring to the situation in December 2017.

These factsheets present information at the community level for 10 sub-districts in Al Hasakeh governorate. In Quamishli City, neighbourhood-level data was collected and information is presented at this level\*. Selected key indicators for the following sectors are included in the factsheets: displacement, shelter, non-food items (NFIs), health, food security, water sanitation and hygiene (WASH) and education. The factsheets do not cover the entire range of indicators gathered in the questionnaire.

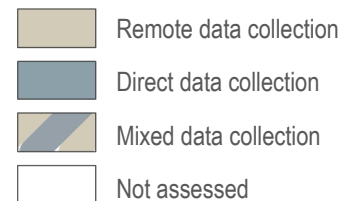
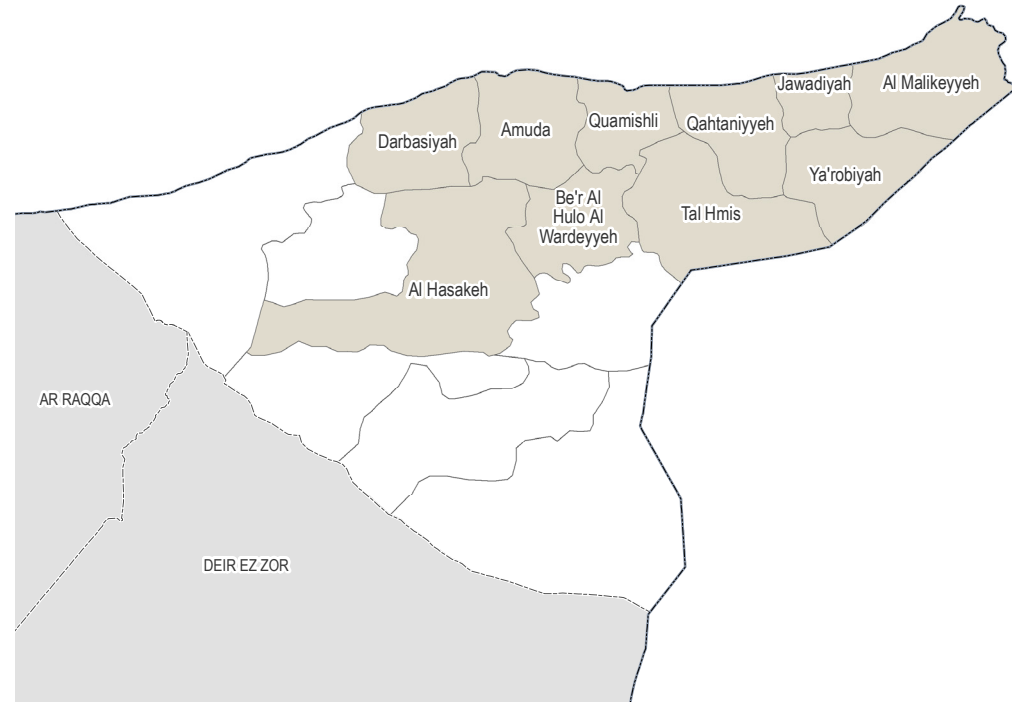
For full visualisation of all indicators collected, please see the SIMAWG Needs Identification Dynamic Reporting Tool, available here: <http://www.reach-info.org/syr/simawg/>.

## Methodology and limitations

These findings are based on data collected remotely (in the Kurdistan Region of Iraq) from Key Informants residing in the communities assessed.

Information was collected from Key Informants in 81 communities in 10 sub-districts of Al Hasakeh governorate. For each question asked, confidence levels were assigned based on the Key Informant's area of expertise and knowledge of the sector-specific situation.

For a full description of the methodology, please see the Terms of Reference, available on the [REACH Resource Centre](#).



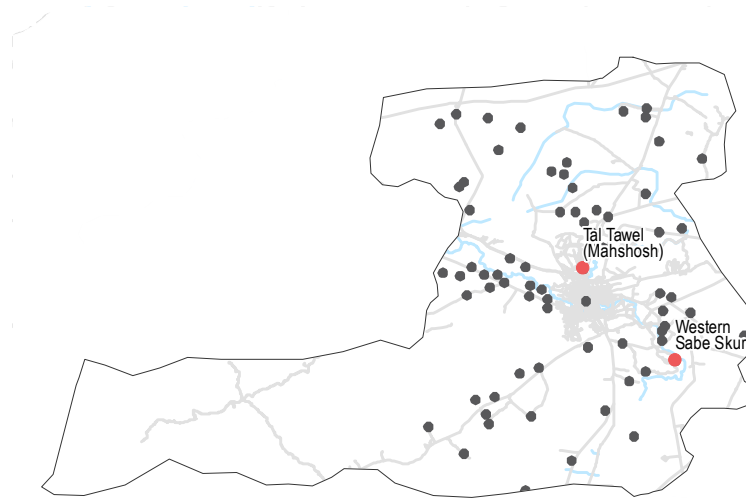
PDF: click on a sub-district name to directly access the relevant factsheet

### Displacement

- % of pre-conflict population remaining
- % of population that are female
- % of female-headed households
- IDPs living in village
- New IDP arrivals
- Returnees

<b>Tal Tawel (Mahshosh)</b>		
51-75%	26-50%	1-25%
Yes	No info	No
<b>Western Sabe Skur</b>		
51-75%	51-75%	None
Yes	No info	No

• 2/52 communities assessed : Tal Tawel (Mahshosh), Western Sabe Skur



### NFIs

#### Tal Tawel (Mahshosh)

<b>B</b> NA	NA
<b>C</b> NA	NA
<b>D</b> NA	NA
<b>F</b> NA	NA

#### Western Sabe Skur

<b>B</b> 2200 SYP	NA
<b>C</b> NA	NA
<b>D</b> 100 SYP	NA
<b>F</b> NA	NA

- Most common electricity source
- Main network
  - Generator
  - No source
  - Solar alternative
  - No information
- Fuel Prices (SYP)\*
- B** Butane (cannister)
  - C** Coal (1kg)
  - D** Diesel (1 litre)
  - F** Firewood (1 tonne)
- NFI Prices (SYP)\*
- Cement (50kg)
  - Floor mat (3\*4m)
  - Plastic tarpaulin (1m<sup>2</sup>)
  - Tent (5 persons)
- NA: not available for purchase

### Shelter

- Most common shelter
- Independent apartment or house
  - Shared apartment or house
  - Unfinished apartment or house
  - Tent
  - Private space not for shelter
  - Cave/natural shelter
  - Collective public space not for shelter
  - No IDPs
  - No information
- Min - Max: rent paid per room (where known)

#### Tal Tawel (Mahshosh)

NDPs	IDPs
No info	

#### Western Sabe Skur

NDPs	IDPs
No info	

### Livelihoods

Most common sources of income

Most common strategies used to cope with lack of income / resources

#### Tal Tawel (Mahshosh)

Stable employment  
Support from family/friends  
Remittances

Skipping meals  
Reducing meal size

#### Western Sabe Skur

Stable employment  
Farm owning  
Remittances

Borrowing from family/friends  
Reducing meal size

#### Tal Tawel (Mahshosh)

No lack of fuel

#### Western Sabe Skur

Burning furniture not in use  
Burning productive assets  
Burning plastic

Most common strategies used to cope with a lack of fuel

### WASH

- Most common water source**
- Status of water source**
- Water is safe to drink
  - Water tastes/smells bad
  - People sick after drinking
  - No information
- Sufficiency of available water to meet household needs**
- Sufficient
  - Insufficient
  - No information
- Most common method of garbage disposal**
- Buried / burned

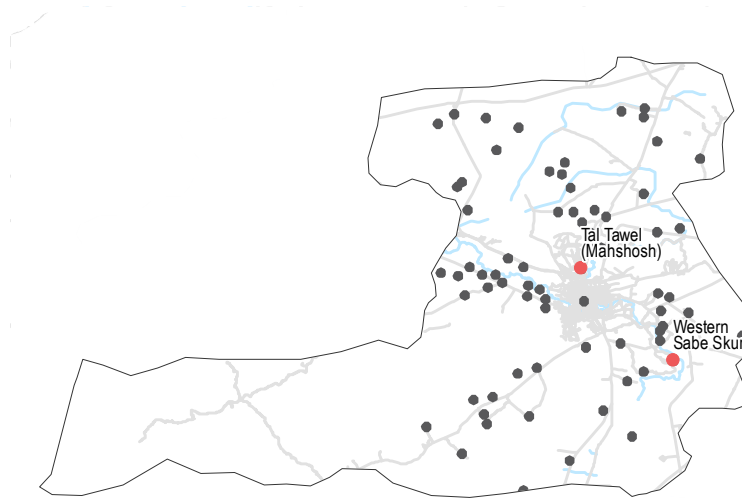
#### Tal Tawel (Mahshosh)

- Network
- Private paid collection

#### Western Sabe Skur

- Water trucking
- Buried / burned

• 2/52 communities assessed : Tal Tawel (Mahshosh), Western Sabe Skur



### Food Security

#### Tal Tawel (Mahshosh)

- Bread: no info
- Rice: 450 SYP
- Lentils: 300 SYP
- Sugar: 300 SYP
- Cooking oil: 600 SYP
- Private bakeries
- No difficulties reported
- 1 to 10

#### Western Sabe Skur

- Bread: no info
- Rice: 300 SYP
- Lentils: 400 SYP
- Sugar: 275 SYP
- Cooking oil: 600 SYP
- Homemade
- No difficulties reported
- Private bakeries unavailable

#### Main challenges to obtaining food

- No challenges
- Some foods unavailable
- Local production decreased
- Lack of access to markets
- Some foods expensive
- Lack of resources to buy food
- Lack of access to fuel
- Cooking fuel unavailable
- No information

Bread (public): 1 pack  
 Rice: 1kg  
 Lentils: 1kg  
 Sugar: 1kg  
 Cooking oil: 1 litre

#### Access to bread

- Most common source of bread
- Most common barriers to accessing bread
- Number of days, per month, where bread from private bakeries was unavailable

### Education

- Status of primary schools in village**
- Functioning
  - Not functioning
  - Not available
  - No information
- Barriers to accessing education services**

#### Tal Tawel (Mahshosh)

Most children accessed education

#### Western Sabe Skur

Most children accessed education

### Health

#### Most common health problems

- Tal Tawel (Mahshosh)**
- Chronic diseases
  - Acute respiratory infections
  - Severe diseases affecting those aged less than 5
- Western Sabe Skur**
- Maternal health issues
  - Severe diseases affecting those aged less than 5
  - Symptoms of psychological trauma

#### Most common barriers to accessing healthcare

- No facilities in the area
- Old age
- Disability/Injuries/Illness
- No facilities in the area
- High cost of transportation
- Services are too expensive

# Al Hasakeh City, Al Hasakeh Governorate

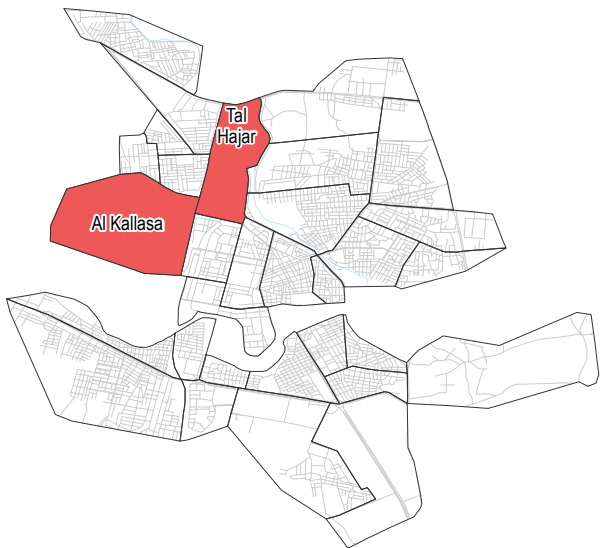
# December 2017

## Displacement

- % of pre-conflict population remaining
- % of population that are female
- % of female-headed households
- IDPs living in village
- New IDP arrivals
- Returnees

<b>Al Kallasa</b>					
51-75%	26-50%	1-25%			
Yes	No	No			
<b>Tal Hajar</b>					
51-75%	51-75%	1-25%			
Yes	No info	No			

• 2/31 neighbourhoods assessed : Al Kallasa, Tal Hajar



## NFIs

### Al Kallasa

<b>B</b> 2200 SYP	NA
<b>C</b> 400 SYP	6500 SYP
<b>D</b> 75 SYP	5500 SYP
<b>F</b> NA	NA

### Tal Hajar

<b>B</b> 2100 SYP	NA
<b>C</b> NA	NA
<b>D</b> NA	NA
<b>F</b> NA	NA

- Most common electricity source
- Main network
  - Generator
  - No source
  - Solar alternative
  - No information
- Fuel Prices (SYP)\*
- B** Butane (cannister)
  - C** Coal (1kg)
  - D** Diesel (1 litre)
  - F** Firewood (1 tonne)
- NFI Prices (SYP)\*
- Cement (50kg)
  - Floor mat (3\*4m)
  - Plastic tarpaulin (1m<sup>2</sup>)
  - Tent (5 persons)
- NA: not available for purchase

## Shelter

- Most common shelter
- Independent apartment or house
  - Shared apartment or house
  - Unfinished apartment or house
  - Tent
  - Private space not for shelter
  - Cave/natural shelter
  - Collective public space not for shelter
  - No IDPs
  - No information
- Min - Max: rent paid per room (where known)

<b>Al Kallasa</b>	
NDPs	IDPs
4000 - 8000 SYP	
<b>Tal Hajar</b>	
NDPs	IDPs
2500 - 4500 SYP	

## Livelihoods

Most common sources of income

Most common strategies used to cope with lack of income / resources

<b>Al Kallasa</b>	Stable employment Daily employment Business/trade	Adults begging Children sent to work/beg Borrowing from family/friends
<b>Tal Hajar</b>	Stable employment Daily employment Business/trade	No info

**Al Kallasa**  
No lack of fuel

**Tal Hajar**  
No lack of fuel

Most common strategies used to cope with a lack of fuel

# Al Hasakeh City, Al Hasakeh Governorate

# December 2017

## WASH

- Most common water source
- Status of water source
  - Water is safe to drink
  - Water tastes/smells bad
  - People sick after drinking
- No information
- Sufficiency of available water to meet household needs
  - Sufficient
  - Insufficient
  - No information
- Most common method of garbage disposal

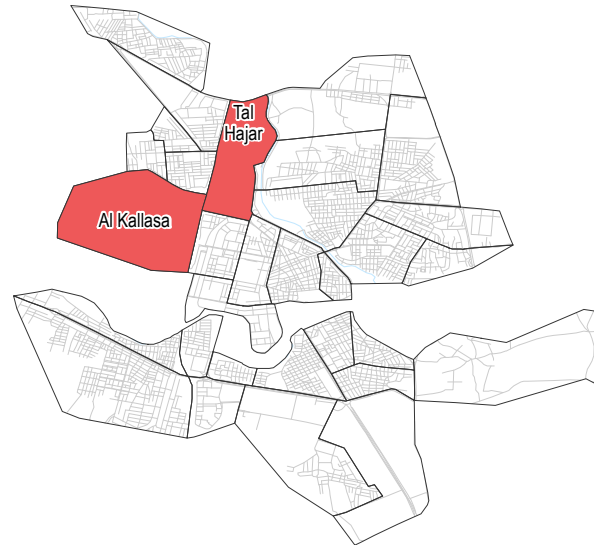
### Al Kallasa

- Network
- Private paid collection

### Tal Hajar

- Network
- Public free collection

• 2/31 neighbourhoods assessed : Al Kallasa, Tal Hajar



## Food Security

### Al Kallasa

- Shops
- Bread: no info
- Rice: 500 SYP
- Lentils: 425 SYP
- Sugar: 300 SYP
- Cooking oil: 525 SYP
- No difficulties reported
- 1 to 10

### Tal Hajar

- Public bakeries
- Bread: 100 SYP
- Rice: 400 SYP
- Lentils: 300 SYP
- Sugar: 350 SYP
- Cooking oil: 500 SYP
- No difficulties reported
- 0

### Main challenges to obtaining food

- No challenges
- Some foods unavailable
- Local production decreased
- Lack of access to markets
- Some foods expensive
- Lack of resources to buy food
- Lack of access to fuel
- Cooking fuel unavailable
- No information
- Bread (public): 1 pack
- Rice: 1kg
- Lentils: 1kg
- Sugar: 1kg
- Cooking oil: 1 litre

### Access to bread

- Most common source of bread
- Most common barriers to accessing bread
- Number of days, per month, where bread from private bakeries was unavailable

## Education

- Status of primary schools in village
  - Functioning
  - Not functioning
  - Not available
  - No information
- Barriers to accessing education services

### Al Kallasa

Most children accessed education

### Tal Hajar

Most children accessed education

## Health

### Most common health problems

### Most common barriers to accessing healthcare

### Al Kallasa

- Diarrhoea
- Chronic diseases
- Fever

Services are too expensive

### Tal Hajar

- Chronic diseases
- Acute respiratory infections
- Severe diseases affecting those aged less than 5

Services are too expensive

# Al Malikeyyeh 1/6, Al Hasakeh Governorate

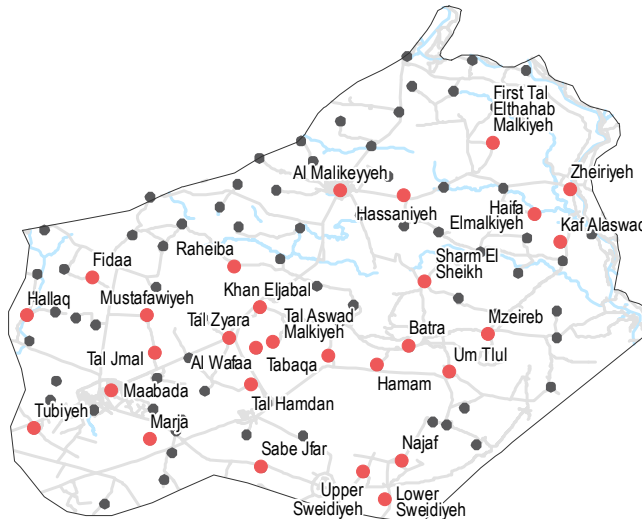
# December 2017

## Displacement

- % of pre-conflict population remaining
- % of population that are female
- % of female-headed households
- IDPs living in village
- New IDP arrivals
- Returnees

Sub-district	% of pre-conflict population remaining	% of population that are female	% of female-headed households	IDPs living in village	New IDP arrivals	Returnees
<b>Al Malikeyyeh</b>	51-75%	1-25%	1-25%	Yes	No	No
<b>Batra</b>	76-100%	76-100%	1-25%	Yes	No info	No
<b>Fidaa</b>	76-100%	26-50%	1-25%	Yes	No info	Yes
<b>First Tal Elthahab Malkiyeh</b>	51-75%	51-75%	1-25%	Yes	No info	No
<b>Hallaq</b>	51-75%	26-50%	1-25%	Yes	No info	Yes

• 28/98 communities assessed (23 communities are shown on the next five factsheets): Al Malikeyyeh, Batra, Fidaa, First Tal Elthahab Malkiyeh, Hallaq



## Shelter

- Independent apartment or house
- Shared apartment or house
- Unfinished apartment or house
- Tent
- Private space not for shelter
- Cave/natural shelter
- Collective public space not for shelter
- No IDPs
- No information
- Min - Max: rent paid per room (where known)

Sub-district	Most common shelter	NDPs	IDPs
<b>Al Malikeyyeh</b>	Independent apartment or house	9000 - 10000 SYP	
<b>Batra</b>	Independent apartment or house	No info	No info
<b>Fidaa</b>	Independent apartment or house	No info	No info
<b>First Tal Elthahab Malkiyeh</b>	Independent apartment or house	No info	No info
<b>Hallaq</b>	Independent apartment or house	No info	No info

## Livelihoods

- Most common sources of income
- Most common strategies used to cope with lack of income / resources

Sub-district	Most common sources of income	Most common strategies used to cope with lack of income / resources
<b>Al Malikeyyeh</b>	Stable employment Business/trade Remittances	Skipping meals Reducing meal size
<b>Batra</b>	Stable employment Business/trade Remittances	No info
<b>Fidaa</b>	Farm owning Business/trade Remittances	Children sent to work/beg Borrowing from family/friends Selling household assets
<b>First Tal Elthahab Malkiyeh</b>	Stable employment Farm owning Support from family/friends	No info
<b>Hallaq</b>	Stable employment Farm owning Remittances	Borrowing from family/friends

## NFIs

Sub-district	Electricity source	Fuel Prices (SYP)*	NFI Prices (SYP)*
<b>Al Malikeyyeh</b>	B 2200 SYP C 750 SYP D 42 SYP F NA	1850 SYP 3500 SYP 1200 SYP NA	NA
<b>Batra</b>	B NA C NA D NA F NA	NA NA NA NA	NA
<b>Fidaa</b>	B NA C NA D NA F NA	NA NA NA NA	NA
<b>First Tal Elthahab Malkiyeh</b>	B NA C NA D NA F NA	NA NA NA NA	NA
<b>Hallaq</b>	B NA C NA D NA F NA	NA NA NA NA	NA

- Most common electricity source
- Main network
- Generator
- No source
- Solar alternative
- No information
- Fuel Prices (SYP)\*
- B** Butane (cannister)
- C** Coal (1kg)
- D** Diesel (1 litre)
- F** Firewood (1 tonne)
- NFI Prices (SYP)\*
- Cement (50kg)
- Floor mat (3\*4m)
- Plastic tarpaulin (1m<sup>2</sup>)
- Tent (5 persons)
- NA: not available for purchase

Sub-district	Most common strategies used to cope with a lack of fuel
<b>Al Malikeyyeh</b>	No lack of fuel
<b>Batra</b>	No lack of fuel
<b>Fidaa</b>	Burning furniture in use Burning productive assets
<b>First Tal Elthahab Malkiyeh</b>	No lack of fuel
<b>Hallaq</b>	No lack of fuel

# Al Malikeyyeh 1/6, Al Hasakeh Governorate

# December 2017

## WASH

- Most common water source**
- Water is safe to drink
  - Water tastes/smells bad
  - People sick after drinking
  - No information
- Sufficiency of available water to meet household needs**
- Sufficient
  - Insufficient
  - No information
- Most common method of garbage disposal**
- Disposed at designated site

### Al Malikeyyeh

- Network
- Private paid collection

### Batra

- Network
- Buried / burned

### Fidaa

- Closed well
- Buried / burned

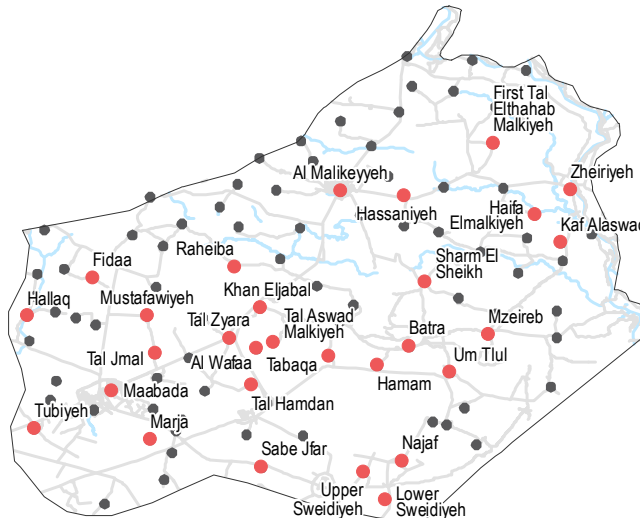
### First Tal Elthahab Malkiyeh

- Network
- Disposed at designated site

### Hallaq

- Closed well
- Disposed at designated site

• 28/98 communities assessed (23 communities are shown on the next five factsheets): Al Malikeyyeh, Batra, Fidaa, First Tal Elthahab Malkiyeh, Hallaq



## Education

- Status of primary schools in village**
- Functioning
  - Not functioning
  - Not available
  - No information
- Barriers to accessing education services**

### Fidaa

- Lack of school supplies
- Services are too far
- Curriculum not available in appropriate language

### First Tal Elthahab Malkiyeh

- Most children accessed education

### Hallaq

- Most children accessed education

### Al Malikeyyeh

- Parents do not approve of curriculum
- Curriculum not available in appropriate language

### Batra

- Most children accessed education

## Health

### Most common health problems

### Most common barriers to accessing healthcare

### Al Malikeyyeh

- Chronic diseases
- Severe diseases affecting those aged less than 5
- Symptoms of psychological trauma

- Services are too expensive

### Batra

- Chronic diseases
- Fever
- Severe diseases affecting those aged less than 5

- No facilities in the area
- Security concerns around travel
- Security concerns around entering facilities

### Fidaa

- Diarrhoea
- Chronic diseases
- Symptoms of psychological trauma

- No facilities in the area
- High cost of transportation
- Lack of transportation

### First Tal Elthahab Malkiyeh

- Pregnancy related diseases
- Acute respiratory infections
- Fever

- No facilities in the area

### Hallaq

- Chronic diseases
- Acute respiratory infections
- Severe diseases affecting those aged less than 5

- No facilities in the area
- High cost of transportation
- Services are too expensive

## Food Security

### Al Malikeyyeh

- Bread: 105 SYP
  - Rice: 450 SYP
  - Lentils: 325 SYP
  - Sugar: 300 SYP
  - Cooking oil: 475 SYP
- Public bakeries
  - No difficulties reported

### Batra

- Bread: no info
  - Rice: 600 SYP
  - Lentils: 400 SYP
  - Sugar: 350 SYP
  - Cooking oil: 550 SYP
- Shops
  - No difficulties reported

### Fidaa

- Bread: no info
  - Rice: no info
  - Lentils: no info
  - Sugar: no info
  - Cooking oil: no info
- Shops
  - High price of flour
  - Flour not always available
  - Insufficient electricity/fuel
  - Private bakeries unavailable

### First Tal Elthahab Malkiyeh

- Bread: no info
  - Rice: no info
  - Lentils: 500 SYP
  - Sugar: no info
  - Cooking oil: no info
- Shops
  - No difficulties reported
  - Private bakeries unavailable

### Hallaq

- Bread: no info
  - Rice: 575 SYP
  - Lentils: 325 SYP
  - Sugar: 325 SYP
  - Cooking oil: 500 SYP
- Shops
  - No difficulties reported
  - Private bakeries unavailable

### Main challenges to obtaining food

- No challenges
- Some foods unavailable
- Local production decreased
- Lack of access to markets
- Some foods expensive
- Lack of resources to buy food
- Lack of access to fuel
- Cooking fuel unavailable
- No information

- Bread (public): 1 pack
- Rice: 1kg
- Lentils: 1kg
- Sugar: 1kg
- Cooking oil: 1 litre

- Access to bread
- Most common source of bread

- Most common barriers to accessing bread
- Number of days, per month, where bread from private bakeries was unavailable

# Al Malikeyyeh 2/6, Al Hasakeh Governorate

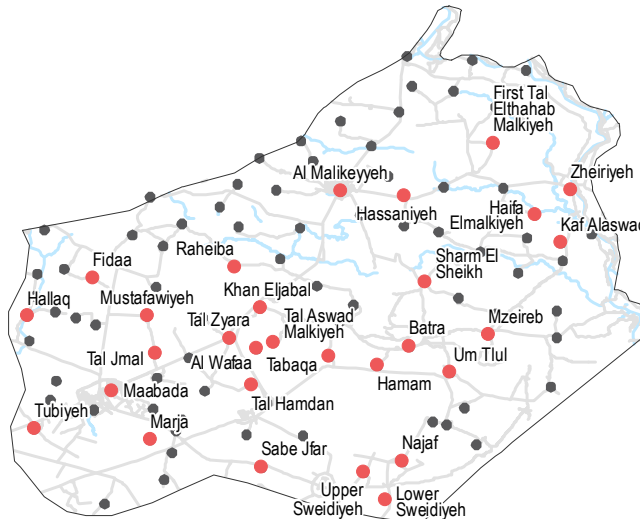
# December 2017

## Displacement

- % of pre-conflict population remaining
- % of population that are female
- % of female-headed households
- IDPs living in village
- New IDP arrivals
- Returnees

Sub-district	% of pre-conflict population remaining	% of population that are female	% of female-headed households	IDPs living in village	New IDP arrivals	Returnees
<b>Hamam</b>	51-75%	51-75%	51-75%	Yes	No	No
<b>Hassaniyeh</b>	51-75%	26-50%	1-25%	Yes	No info	No
<b>Kaf Alaswad</b>	51-75%	51-75%	1-25%	Yes	No info	No
<b>Khan Eljabal</b>	76-100%	26-50%	26-50%	Yes	No	No
<b>Lower Sweidiyeh</b>	51-75%	51-75%	1-25%	Yes	No info	No

•28/98 communities assessed (5 communities are shown on the previous factsheet, 18 communities are shown on the next four factsheets): Hamam, Hassaniyeh, Kaf Alaswad, Khan Eljabal, Lower Sweidiyeh



## NFIs

Sub-district	B	C	D	F
<b>Hamam</b>	NA	NA	NA	NA
<b>Hassaniyeh</b>	NA	NA	NA	NA
<b>Kaf Alaswad</b>	2200 SYP	NA	NA	NA

- Most common electricity source
- Main network
  - Generator
  - No source
  - Solar alternative
  - No information
- Fuel Prices (SYP)\*
- B** Butane (cannister)
  - C** Coal (1kg)
  - D** Diesel (1 litre)
  - F** Firewood (1 tonne)
- NFI Prices (SYP)\*
- Cement (50kg)
  - Floor mat (3\*4m)
  - Plastic tarpaulin (1m<sup>2</sup>)
  - Tent (5 persons)
- NA: not available for purchase

## Shelter

- Most common shelter
- Independent apartment or house
  - Shared apartment or house
  - Unfinished apartment or house
  - Tent
  - Private space not for shelter
  - Cave/natural shelter
  - Collective public space not for shelter
  - No IDPs
  - No information
- Min - Max: rent paid per room (where known)

Sub-district	Most common shelter	Min - Max: rent paid per room (where known)
<b>Hamam</b>	Independent apartment or house	No info
<b>Hassaniyeh</b>	Independent apartment or house	No info
<b>Kaf Alaswad</b>	Independent apartment or house	No info
<b>Khan Eljabal</b>	Independent apartment or house	8000 - 10000 SYP
<b>Lower Sweidiyeh</b>	Independent apartment or house	No info

## Livelihoods

Sub-district	Most common sources of income	Most common strategies used to cope with lack of income / resources
<b>Hamam</b>	Stable employment Remittances Savings	Borrowing from family/friends
<b>Hassaniyeh</b>	Stable employment Farm owning Remittances	No info
<b>Kaf Alaswad</b>	Stable employment Daily employment Farm owning	No info
<b>Khan Eljabal</b>	Stable employment Daily employment Support from family/friends	Borrowing from family/friends Selling household assets
<b>Lower Sweidiyeh</b>	Stable employment Farm owning Remittances	Borrowing from family/friends Reducing meal size

Sub-district	Most common strategies used to cope with a lack of fuel
<b>Hamam</b>	No lack of fuel
<b>Hassaniyeh</b>	No lack of fuel
<b>Kaf Alaswad</b>	No lack of fuel
<b>Khan Eljabal</b>	No lack of fuel
<b>Lower Sweidiyeh</b>	Burning furniture in use Burning productive assets Burning plastic

# Al Malikeyyeh 2/6, Al Hasakeh Governorate

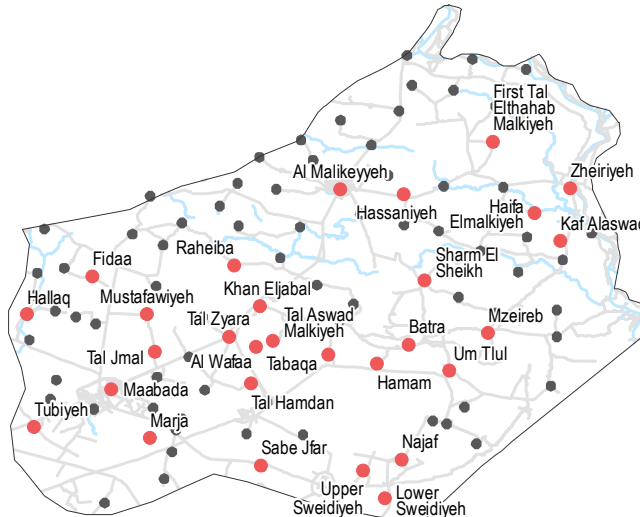
# December 2017

## WASH

- Most common water source
- Status of water source
  - Water is safe to drink
  - Water tastes/smells bad
  - People sick after drinking
  - No information
- Sufficiency of available water to meet household needs
  - Sufficient
  - Insufficient
  - No information
- Most common method of garbage disposal

- Hamam**
  - Network
  - Disposed at designated site
- Hassaniyeh**
  - Closed well
  - Disposed at designated site
- Kaf Alaswad**
  - Closed well
  - Disposed at designated site
- Khan Eljabal**
  - Network
  - Private paid collection
- Lower Sweidiyeh**
  - Network
  - Public free collection

•28/98 communities assessed (5 communities are shown on the previous factsheet, 18 communities are shown on the next four factsheets): Hamam, Hassaniyeh, Kaf Alaswad, Khan Eljabal, Lower Sweidiyeh



## Education

- Status of primary schools in village
  - Functioning
  - Not functioning
  - Not available
  - No information
- Barriers to accessing education services
- Hamam**
  - Most children accessed education
- Hassaniyeh**
  - Most children accessed education

- Kaf Alaswad**
  - Most children accessed education
- Khan Eljabal**
  - Most children accessed education
- Lower Sweidiyeh**
  - Lack of teaching staff
  - Parents do not approve of curriculum
  - Curriculum not available in appropriate language

## Health

	Most common health problems	Most common barriers to accessing healthcare
<b>Hamam</b>	Diarrhoea Fever Severe diseases affecting those aged less than 5	No facilities in the area High cost of transportation Services are too expensive
<b>Hassaniyeh</b>	Skin diseases Chronic diseases Severe diseases affecting those aged less than 5	No facilities in the area
<b>Kaf Alaswad</b>	Disabilities Diarrhoea	No facilities in the area Security concerns around entering facilities Services are too expensive
<b>Khan Eljabal</b>	Chronic diseases Pregnancy related diseases Fever	No facilities in the area High cost of transportation Services are too expensive
<b>Lower Sweidiyeh</b>	Chronic diseases Pregnancy related diseases Severe diseases affecting those aged less than 5	No facilities in the area High cost of transportation Services are too expensive

## Food Security

- Hamam**
  - Bread: no info
  - Rice: 500 SYP
  - Lentils: no info
  - Sugar: no info
  - Cooking oil: 525 SYP
  - Shops
  - High price of flour
  - Flour not always available
  - High price of wheat
  - Private bakeries unavailable
- Hassaniyeh**
  - Bread: no info
  - Rice: no info
  - Lentils: no info
  - Sugar: no info
  - Cooking oil: no info
  - Bread is not available in the village
  - No difficulties reported
  - Private bakeries unavailable
- Kaf Alaswad**
  - Bread: no info
  - Rice: 500 SYP
  - Lentils: 650 SYP
  - Sugar: 500 SYP
  - Cooking oil: 500 SYP
  - Shops
  - No difficulties reported
  - Private bakeries unavailable
- Khan Eljabal**
  - Bread: no info
  - Rice: 500 SYP
  - Lentils: 400 SYP
  - Sugar: 400 SYP
  - Cooking oil: 500 SYP
  - Private bakeries
  - Insufficient electricity/fuel
  - 1 to 10
- Lower Sweidiyeh**
  - Bread: no info
  - Rice: 550 SYP
  - Lentils: 350 SYP
  - Sugar: 320 SYP
  - Cooking oil: 500 SYP
  - Shops
  - No difficulties reported
  - Private bakeries unavailable

- Main challenges to obtaining food
  - No challenges
  - Some foods unavailable
  - Local production decreased
  - Lack of access to markets
  - Some foods expensive
  - Lack of resources to buy food
  - Lack of access to fuel
  - Cooking fuel unavailable
  - No information
- Bread (public): 1 pack
- Rice: 1kg
- Lentils: 1kg
- Sugar: 1kg
- Cooking oil: 1 litre
- Access to bread
  - Most common source of bread
  - Most common barriers to accessing bread
  - Number of days, per month, where bread from private bakeries was unavailable

# Al Malikeyyeh 3/6, Al Hasakeh Governorate

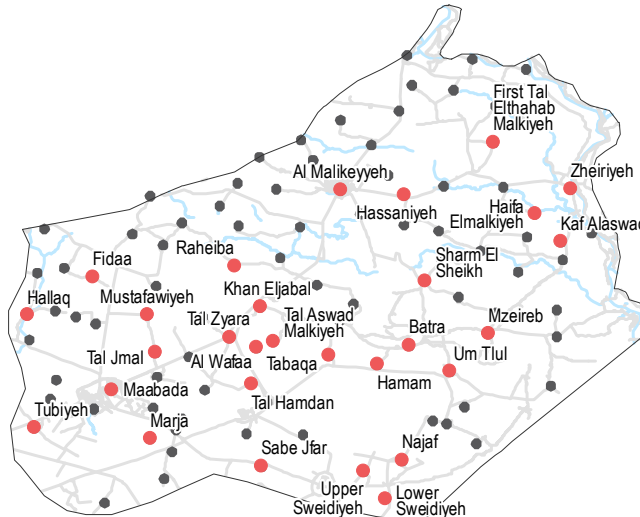
# December 2017

## Displacement

- % of pre-conflict population remaining
- % of population that are female
- % of female-headed households
- IDPs living in village
- New IDP arrivals
- Returnees

Community	% of pre-conflict population remaining	% of population that are female	% of female-headed households	IDPs living in village	New IDP arrivals	Returnees
<b>Maabada</b>	51-75%	26-50%	51-75%	Yes	No	Yes
<b>Marja</b>	51-75%	26-50%	1-25%	Yes	No info	No
<b>Mazraet Eljamus</b>	26-50%	26-50%	1-25%	Yes	No	No
<b>Mustafawiyyeh</b>	76-100%	51-75%	1-25%	Yes	No info	No
<b>Mzeireb</b>	26-50%	51-75%	1-25%	Yes	No	No

• 28/98 communities assessed (10 communities are shown on the previous two factsheets, 13 communities are shown on the next three factsheets): Maabada, Marja, Mazraet Eljamus, Mustafawiyyeh, Mzeireb



## Shelter

- Independent apartment or house
- Shared apartment or house
- Unfinished apartment or house
- Tent
- Private space not for shelter
- Cave/natural shelter
- Collective public space not for shelter
- No IDPs
- No information
- Min - Max: rent paid per room (where known)

Community	Most common shelter	NDPs	IDPs
<b>Maabada</b>	Independent apartment or house	6000 - 6500 SYP	6000 - 6500 SYP
<b>Marja</b>	Independent apartment or house	No info	No info
<b>Mazraet Eljamus</b>	Independent apartment or house	No info	No info
<b>Mustafawiyyeh</b>	Independent apartment or house	No info	No info
<b>Mzeireb</b>	Independent apartment or house	No info	No info

## Livelihoods

- Most common sources of income
- Most common strategies used to cope with lack of income / resources

Community	Most common sources of income	Most common strategies used to cope with lack of income / resources
<b>Maabada</b>	Stable employment Daily employment Farm owning	Children sent to work/beg Taking loans/buying on credit
<b>Marja</b>	Stable employment Farm owning Remittances	No info
<b>Mazraet Eljamus</b>	Stable employment Farm owning Business/trade	Children sent to work/beg Taking loans/buying on credit Borrowing from family/friends
<b>Mustafawiyyeh</b>	Stable employment Farm owning Support from family/friends	Borrowing from family/friends Selling household assets
<b>Mzeireb</b>	Stable employment Daily employment Farm owning	Children sent to work/beg Borrowing from family/friends Skipping meals

## NFIs

Community	Electricity source	Fuel Prices (SYP)*	NFI Prices (SYP)*
<b>Maabada</b>	B 2500 SYP C 1200 SYP D 60 SYP F NA	2100 SYP 5000 SYP NA NA	B 2300 SYP C NA D 100 SYP F NA
<b>Marja</b>	B NA C NA D NA F NA	2250 SYP NA NA NA	B 2200 SYP C NA D NA F NA
<b>Mustafawiyyeh</b>	B NA C NA D NA F NA	2300 SYP NA NA NA	B NA C NA D NA F NA
<b>Mzeireb</b>	B NA C NA D NA F NA	2300 SYP NA NA NA	B NA C NA D NA F NA
<b>Mazraet Eljamus</b>	B NA C NA D NA F NA	2250 SYP NA NA NA	B NA C NA D NA F NA

- Most common electricity source
- Main network
- Generator
- No source
- Solar alternative
- No information
- Fuel Prices (SYP)\*
- B** Butane (cannister)
- C** Coal (1kg)
- D** Diesel (1 litre)
- F** Firewood (1 tonne)
- NFI Prices (SYP)\*
- Cement (50kg)
- Floor mat (3\*4m)
- Plastic tarpaulin (1m<sup>2</sup>)
- Tent (5 persons)
- NA: not available for purchase

Community	Most common strategies used to cope with a lack of fuel
<b>Maabada</b>	No lack of fuel
<b>Marja</b>	No lack of fuel
<b>Mustafawiyyeh</b>	No lack of fuel
<b>Mazraet Eljamus</b>	Burning waste
<b>Mzeireb</b>	No lack of fuel

# Al Malikeyyeh 3/6, Al Hasakeh Governorate

# December 2017

## WASH

- Most common water source**
- Water is safe to drink
  - Water tastes/smells bad
  - People sick after drinking
  - No information
- Sufficiency of available water to meet household needs**
- Sufficient
  - Insufficient
  - No information
- Most common method of garbage disposal**
- Disposed at designated site
  - Buried / burned

### Maabada

- Network
- Public free collection

### Marja

- Network
- Public free collection

### Mazraet Eljamus

- Closed well
- Private paid collection

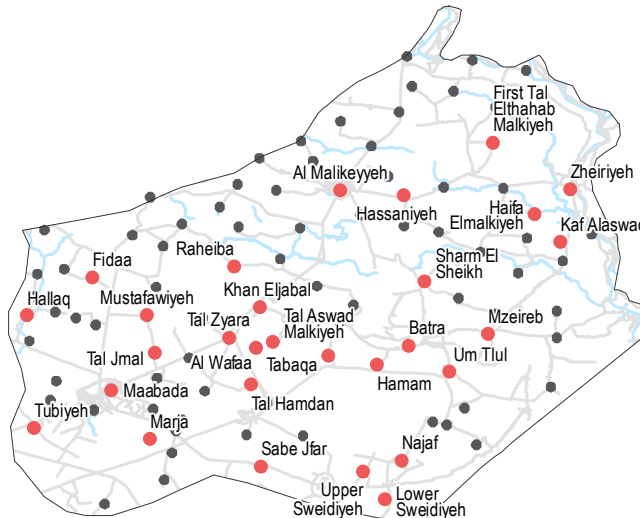
### Mustafawiyeh

- Network
- Disposed at designated site

### Mzeireb

- Closed well
- Buried / burned

28/98 communities assessed (10 communities are shown on the previous two factsheets, 13 communities are shown on the next three factsheets): Maabada, Marja, Mazraet Eljamus, Mustafawiyeh, Mzeireb



## Education

- Status of primary schools in village**
- Functioning
  - Not functioning
  - Not available
  - No information
- Barriers to accessing education services**
- Most children accessed education

### Mazraet Eljamus

Most children accessed education

### Mustafawiyeh

Most children accessed education

### Maabada

Most children accessed education

### Mzeireb

Most children accessed education

### Marja

Most children accessed education

## Health

**Most common health problems**

**Most common barriers to accessing healthcare**

### Maabada

Chronic diseases  
Maternal health issues

Security concerns around travel  
Family not permitting travel

### Marja

Chronic diseases  
Pregnancy related diseases  
Severe diseases affecting those aged less than 5

No facilities in the area  
High cost of transportation

### Mazraet Eljamus

Diarrhoea  
Fever

No facilities in the area  
Services are too expensive

### Mustafawiyeh

Chronic diseases  
Maternal health issues

No facilities in the area  
High cost of transportation  
Services are too expensive

### Mzeireb

Diarrhoea  
Communicable diseases  
Severe diseases affecting those aged less than 5

No facilities in the area  
Services are too expensive

## Food Security

### Maabada

Bread: 110 SYP  
Rice: 350 SYP  
Lentils: 300 SYP  
Sugar: 300 SYP  
Cooking oil: 450 SYP

Public bakeries

No difficulties reported

0

### Marja

Bread: no info  
Rice: 525 SYP  
Lentils: 550 SYP  
Sugar: 300 SYP  
Cooking oil: 450 SYP

Shops

No difficulties reported

Private bakeries unavailable

### Mazraet Eljamus

Bread: no info  
Rice: 500 SYP  
Lentils: 300 SYP  
Sugar: 300 SYP  
Cooking oil: 600 SYP

Shops

No difficulties reported

Private bakeries unavailable

### Mustafawiyeh

Bread: no info  
Rice: 600 SYP  
Lentils: 300 SYP  
Sugar: 500 SYP  
Cooking oil: 240 SYP

Shops

No difficulties reported

Private bakeries unavailable

### Mzeireb

Bread: no info  
Rice: 555 SYP  
Lentils: 600 SYP  
Sugar: 455 SYP  
Cooking oil: 560 SYP

Shops

No difficulties reported

Private bakeries unavailable

**Main challenges to obtaining food**

- No challenges
- Some foods unavailable
- Local production decreased
- Lack of access to markets
- Some foods expensive
- Lack of resources to buy food
- Lack of access to fuel
- Cooking fuel unavailable
- No information

Bread (public): 1 pack  
Rice: 1kg  
Lentils: 1kg  
Sugar: 1kg  
Cooking oil: 1 litre

**Access to bread**

- Most common source of bread
- Most common barriers to accessing bread
- Number of days, per month, where bread from private bakeries was unavailable

# Al Malikeyyeh 4/6, Al Hasakeh Governorate

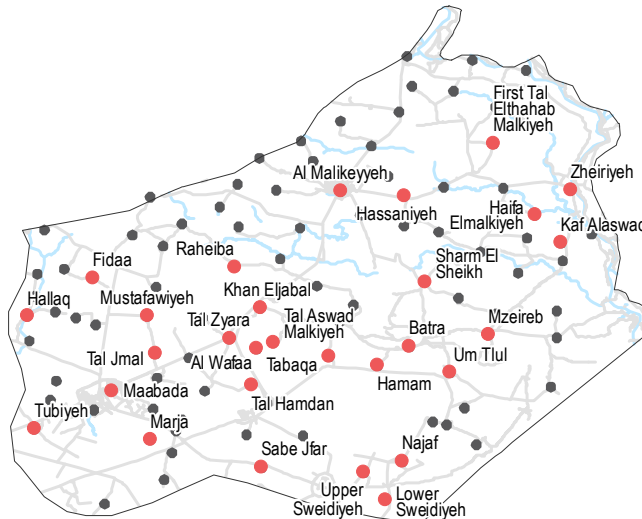
# December 2017

## Displacement

- % of pre-conflict population remaining
- % of population that are female
- % of female-headed households
- IDPs living in village
- New IDP arrivals
- Returnees

Sub-district	% of pre-conflict population remaining	% of population that are female	% of female-headed households	IDPs living in village	New IDP arrivals	Returnees
<b>Najaf</b>	26-50%	51-75%	1-25%	Yes	No info	No
<b>Raheiba</b>	26-50%	26-50%	1-25%	Yes	No info	No
<b>Sabe Jfar</b>	76-100%	26-50%	26-50%	Yes	No info	No
<b>Sharm El Sheikh</b>	51-75%	26-50%	1-25%	Yes	No info	No
<b>Tabaqa</b>	51-75%	1-25%	1-25%	Yes	No info	No

• 28/98 communities assessed (15 communities are shown on the previous three factsheets, 8 communities are shown on the next two factsheets): Najaf, Raheiba, Sabe Jfar, Sharm El Sheikh, Tabaqa



## Shelter

- Independent apartment or house
- Shared apartment or house
- Unfinished apartment or house
- Tent
- Private space not for shelter
- Cave/natural shelter
- Collective public space not for shelter
- No IDPs
- No information
- Min - Max: rent paid per room (where known)

Sub-district	NDPs	IDPs
<b>Najaf</b>		
<b>Sharm El Sheikh</b>		
<b>Raheiba</b>		
<b>Tabaqa</b>		
<b>Sabe Jfar</b>		

## Livelihoods

- Most common sources of income
- Most common strategies used to cope with lack of income / resources

Sub-district	Most common sources of income	Most common strategies used to cope with lack of income / resources
<b>Najaf</b>	Daily employment Farm owning Remittances	No info
<b>Raheiba</b>	Stable employment Farm owning Remittances	Borrowing from family/friends Selling household assets Skipping meals
<b>Sabe Jfar</b>	Stable employment Remittances	No info
<b>Sharm El Sheikh</b>	Stable employment Remittances Savings	No info
<b>Tabaqa</b>	Daily employment Business/trade Remittances	Children sent to work/beg

## NFIs

Sub-district	Light bulb icon	Generator icon	No source icon	Solar alternative icon
<b>Najaf</b>	B 2300 SYP	NA	NA	NA
<b>Sharm El Sheikh</b>	B NA	NA	NA	NA
<b>Raheiba</b>	B 1800 SYP	NA	3000 SYP	NA
<b>Tabaqa</b>	B NA	NA	NA	NA
<b>Sabe Jfar</b>	B 2300 SYP	2500 SYP	6000 SYP	1000 SYP
	C NA	NA	NA	NA
	D 60 SYP	NA	NA	NA
	F 10000 SYP	NA	NA	NA

Most common electricity source

- Main network
- Generator
- No source
- Solar alternative
- No information

Fuel Prices (SYP)\*

- B** Butane (cannister)
- C** Coal (1kg)
- D** Diesel (1 litre)
- F** Firewood (1 tonne)

NFI Prices (SYP)\*

- Cement (50kg)
- Floor mat (3\*4m)
- Plastic tarpaulin (1m<sup>2</sup>)
- Tent (5 persons)

NA: not available for purchase

Sub-district	Most common strategies used to cope with a lack of fuel
<b>Najaf</b>	No lack of fuel
<b>Raheiba</b>	Burning furniture in use Burning productive assets Burning waste
<b>Sharm El Sheikh</b>	Burning furniture in use Burning productive assets
<b>Sabe Jfar</b>	No lack of fuel
<b>Tabaqa</b>	No lack of fuel

# Al Malikeyyeh 4/6, Al Hasakeh Governorate

# December 2017

## WASH

Most common water source

Status of water source

- Water is safe to drink
- Water tastes/smells bad
- People sick after drinking
- No information

Sufficiency of available water to meet household needs

- Sufficient
- Insufficient
- No information

Most common method of garbage disposal

### Najaf

- Closed well
- Public free collection

### Raheiba

- Network
- Disposed at designated site

### Sabe Jfar

- Network
- Disposed at designated site

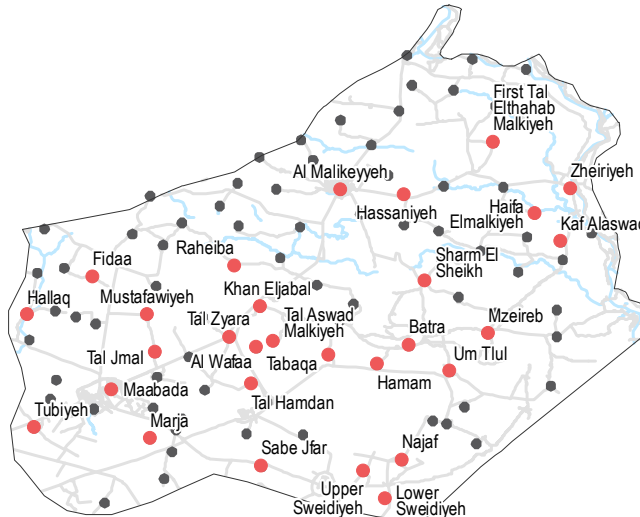
### Sharm El Sheikh

- Closed well
- Disposed at designated site

### Tabaqa

- Closed well
- Buried / burned

- 28/98 communities assessed (15 communities are shown on the previous three factsheets, 8 communities are shown on the next two factsheets): Najaf, Raheiba, Sabe Jfar, Sharm El Sheikh, Tabaqa



## Education

Status of primary schools in village

- Functioning
- Not functioning
- Not available
- No information

Barriers to accessing education services

### Najaf

Curriculum not available in appropriate language

### Raheiba

Parents do not approve of curriculum

### Sabe Jfar

Most children accessed education

### Sharm El Sheikh

Most children accessed education

### Tabaqa

Most children accessed education

## Health

Most common health problems

Most common barriers to accessing healthcare

### Najaf

Communicable diseases  
Chronic diseases  
Severe diseases affecting those aged less than 5

No facilities in the area  
Security concerns around entering facilities

### Raheiba

Chronic diseases  
Acute respiratory infections  
Symptoms of psychological trauma

No facilities in the area  
Security concerns around travel  
High cost of transportation

### Sabe Jfar

Diarrhoea  
Maternal health issues  
Acute respiratory infections

No facilities in the area  
High cost of transportation  
Services are too expensive

### Sharm El Sheikh

Skin diseases  
Chronic diseases  
Symptoms of psychological trauma

No facilities in the area

### Tabaqa

Chronic diseases  
Severe diseases affecting those aged less than 5  
Symptoms of psychological trauma

No difficulties reported

## Food Security

### Najaf

Bread: no info  
Rice: 600 SYP  
Lentils: no info  
Sugar: 280 SYP  
Cooking oil: 700 SYP

Shops

No difficulties reported

Private bakeries unavailable

### Raheiba

Bread: no info  
Rice: 550 SYP  
Lentils: 500 SYP  
Sugar: 500 SYP  
Cooking oil: 600 SYP

Shops

No difficulties reported

Private bakeries unavailable

### Sabe Jfar

Bread: no info  
Rice: 400 SYP  
Lentils: 500 SYP  
Sugar: 650 SYP  
Cooking oil: 700 SYP

Shops

No difficulties reported

Private bakeries unavailable

### Sharm El Sheikh

Bread: no info  
Rice: 500 SYP  
Lentils: 500 SYP  
Sugar: 500 SYP  
Cooking oil: 500 SYP

Shops

No difficulties reported

Private bakeries unavailable

### Tabaqa

Bread: no info  
Rice: 500 SYP  
Lentils: 250 SYP  
Sugar: 250 SYP  
Cooking oil: 500 SYP

Government distribution

No difficulties reported

21 or more

Main challenges to obtaining food

- No challenges
- Some foods unavailable
- Local production decreased
- Lack of access to markets
- Some foods expensive
- Lack of resources to buy food
- Lack of access to fuel
- Cooking fuel unavailable
- No information

Bread (public): 1 pack  
Rice: 1kg  
Lentils: 1kg  
Sugar: 1kg  
Cooking oil: 1 litre

Access to bread

- Most common source of bread
- Most common barriers to accessing bread
- Number of days, per month, where bread from private bakeries was unavailable

# Al Malikeyyeh 5/6, Al Hasakeh Governorate

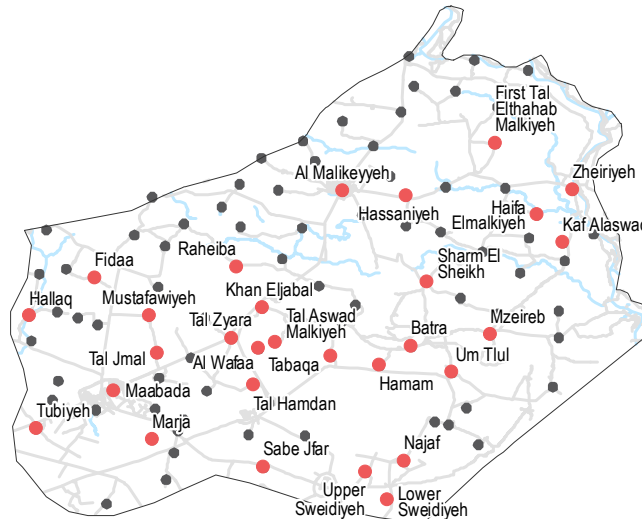
# December 2017

## Displacement

- % of pre-conflict population remaining
- % of population that are female
- % of female-headed households
- IDPs living in village
- New IDP arrivals
- Returnees

Sub-district	% of pre-conflict population remaining	% of population that are female	% of female-headed households	IDPs living in village	New IDP arrivals	Returnees
<b>Tal Aswad Malkiyeh</b>	51-75%	26-50%	1-25%	Yes	No info	No
<b>Tal Hamdan</b>	51-75%	51-75%	1-25%	Yes	No info	No
<b>Tal Jmal</b>	51-75%	51-75%	1-25%	Yes	No info	No
<b>Tal Zyara</b>	51-75%	51-75%	26-50%	Yes	No	No

- 28/98 communities assessed (20 communities are shown on the previous four factsheets, 4 communities are shown on the next factsheet): Tal Aswad Malkiyeh, Tal Hamdan, Tal Jmal, Tal Zyara



## NFIs

Sub-district	B	C	D	F
<b>Tal Aswad Malkiyeh</b>	B 2300 SYP	C NA	D 45 SYP	F NA
<b>Tal Hamdan</b>	B 2300 SYP	C NA	D NA	F NA
<b>Tal Jmal</b>	B NA	C NA	D NA	F NA

Sub-district	B	C	D	F
<b>Tal Zyara</b>	B 2300 SYP	C NA	D 40 SYP	F 10000 SYP

- Most common electricity source
- Main network
  - Generator
  - No source
  - Solar alternative
  - No information
- Fuel Prices (SYP)\*
- B** Butane (cannister)
  - C** Coal (1kg)
  - D** Diesel (1 litre)
  - F** Firewood (1 tonne)
- NFI Prices (SYP)\*
- Cement (50kg)
  - Floor mat (3\*4m)
  - Plastic tarpaulin (1m<sup>2</sup>)
  - Tent (5 persons)
- NA: not available for purchase

## Shelter

- Most common shelter
- Independent apartment or house
  - Shared apartment or house
  - Unfinished apartment or house
  - Tent
  - Private space not for shelter
  - Cave/natural shelter
  - Collective public space not for shelter
  - No IDPs
  - No information
- Min - Max: rent paid per room (where known)

Sub-district	NDPs	IDPs
<b>Tal Aswad Malkiyeh</b>		
<b>Tal Hamdan</b>		
<b>Tal Jmal</b>		
<b>Tal Zyara</b>		

## Livelihoods

Sub-district	Most common sources of income	Most common strategies used to cope with lack of income / resources
<b>Tal Aswad Malkiyeh</b>	Daily employment Begging Savings	Children sent to work/beg Borrowing from family/friends Reducing meal size
<b>Tal Hamdan</b>	Stable employment Farm owning Business/trade	No info
<b>Tal Jmal</b>	Farm owning Business/trade	Children sent to work/beg Borrowing from family/friends
<b>Tal Zyara</b>	Stable employment Business/trade Remittances	No info

- Tal Aswad Malkiyeh**  
No lack of fuel
- Tal Hamdan**  
No lack of fuel
- Tal Jmal**  
Burning productive assets

- Tal Zyara**  
Cutting trees  
Burning furniture not in use
- Most common strategies used to cope with a lack of fuel

# Al Malikeyyeh 5/6, Al Hasakeh Governorate

# December 2017

## WASH

- Most common water source**
- Water is safe to drink
  - Water tastes/smells bad
  - People sick after drinking
  - No information
- Sufficiency of available water to meet household needs**
- Sufficient
  - Insufficient
  - No information
- Most common method of garbage disposal**
- Left in street / public area
  - Disposed at designated site
  - Private paid collection

### Tal Aswad Malkiyeh

- Network
- Left in street / public area

### Tal Hamdan

- Network
- Left in street / public area

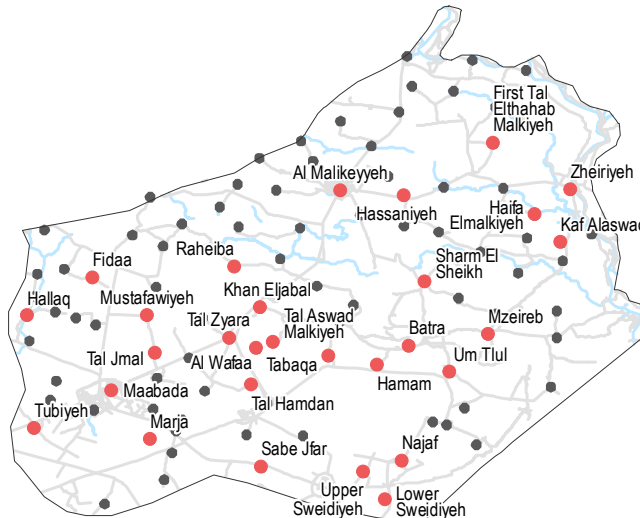
### Tal Jmal

- Network
- Disposed at designated site

### Tal Zyara

- Network
- Private paid collection

- 28/98 communities assessed (20 communities are shown on the previous four factsheets, 4 communities are shown on the next factsheet): Tal Aswad Malkiyeh, Tal Hamdan, Tal Jmal, Tal Zyara



## Education

- Status of primary schools in village**
- Functioning
  - Not functioning
  - Not available
  - No information
- Barriers to accessing education services**
- Most children accessed education
  - Services are too far

### Tal Jmal

Most children accessed education

### Tal Zyara

Most children accessed education

### Tal Aswad Malkiyeh

Most children accessed education

## Health



Most common health problems



Most common barriers to accessing healthcare

### Tal Aswad Malkiyeh

- Chronic diseases
- Pregnancy related diseases
- Severe diseases affecting those aged less than 5

- No facilities in the area
- High cost of transportation
- Services are too expensive

### Tal Hamdan

- Diarrhoea
- Acute respiratory infections

- No facilities in the area
- Services are too expensive

### Tal Jmal

- Chronic diseases
- Severe diseases affecting those aged less than 5
- Symptoms of psychological trauma

- No facilities in the area
- High cost of transportation

### Tal Zyara

- Diarrhoea
- Chronic diseases
- Acute respiratory infections

- No facilities in the area
- High cost of transportation
- Services are too expensive

## Food Security

### Tal Aswad Malkiyeh

- Bread: no info
- Rice: 300 SYP
- Lentils: 300 SYP
- Sugar: 300 SYP
- Cooking oil: 200 SYP
- Shops
- Flour too expensive
- Private bakeries unavailable

### Tal Hamdan

- Bread: no info
- Rice: 300 SYP
- Lentils: 300 SYP
- Sugar: 300 SYP
- Cooking oil: 200 SYP
- Shops
- No difficulties reported
- Private bakeries unavailable

### Tal Jmal

- Bread: no info
- Rice: 500 SYP
- Lentils: no info
- Sugar: 375 SYP
- Cooking oil: 560 SYP
- Shops
- High price of yeast
- Flour not always available
- Wheat not always available
- 21 or more

### Tal Zyara

- Bread: no info
- Rice: 350 SYP
- Lentils: 350 SYP
- Sugar: 350 SYP
- Cooking oil: 400 SYP
- Private bakeries
- No difficulties reported
- 0

Main challenges to obtaining food

- No challenges
- Some foods unavailable
- Local production decreased
- Lack of access to markets
- Some foods expensive
- Lack of resources to buy food
- Lack of access to fuel
- Cooking fuel unavailable
- No information

Bread (public): 1 pack  
Rice: 1kg  
Lentils: 1kg  
Sugar: 1kg  
Cooking oil: 1 litre

Access to bread

- Most common source of bread
- Most common barriers to accessing bread
- Number of days, per month, where bread from private bakeries was unavailable

# Al Malikeyyeh 6/6, Al Hasakeh Governorate

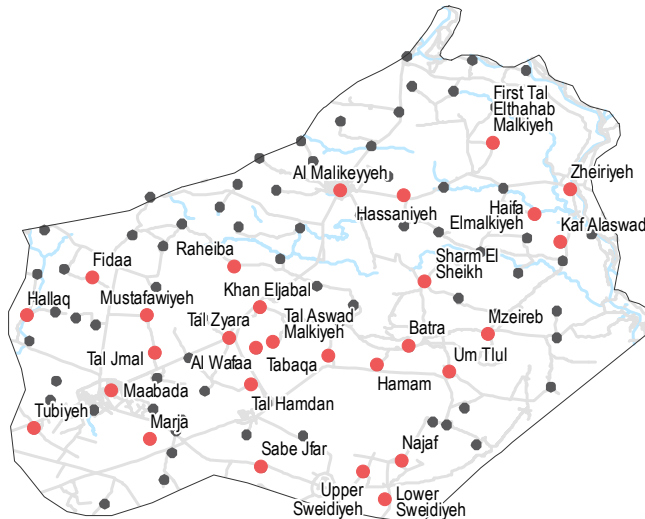
# December 2017

## Displacement

- % of pre-conflict population remaining
- % of population that are female
- % of female-headed households
- IDPs living in village
- New IDP arrivals
- Returnees

Sub-district	% of pre-conflict population remaining	% of population that are female	% of female-headed households	IDPs living in village	New IDP arrivals	Returnees
<b>Tubiyeh</b>	51-75%	26-50%	1-25%	Yes	No info	Yes
<b>Um Tlul</b>	76-100%	51-75%	1-25%	Yes	No info	No
<b>Upper Sweidiyeh</b>	51-75%	26-50%	1-25%	Yes	No info	No
<b>Zheiriyeh</b>	76-100%	51-75%	1-25%	Yes	No info	No

• 28/98 communities assessed (24 communities are shown on the previous five factsheets): Tubiyeh, Um Tlul, Upper Sweidiyeh, Zheiriyeh



## NFIs

Sub-district	Electricity source	Fuel Prices (SYP)*	NFI Prices (SYP)*
<b>Tubiyeh</b>	B 2200 SYP, C NA, D NA, F NA	B Butane (cannister), C Coal (1kg), D Diesel (1 litre), F Firewood (1 tonne)	B 2500 SYP, C NA, D 40 SYP, F NA
<b>Zheiriyeh</b>	B NA, C NA, D NA, F NA	B Butane (cannister), C Coal (1kg), D Diesel (1 litre), F Firewood (1 tonne)	B 2300 SYP, C NA, D 40 SYP, F NA
<b>Um Tlul</b>	B 2700 SYP, C NA, D 90 SYP, F NA	B Butane (cannister), C Coal (1kg), D Diesel (1 litre), F Firewood (1 tonne)	B 2300 SYP, C NA, D 40 SYP, F NA
<b>Upper Sweidiyeh</b>	B 2700 SYP, C NA, D 90 SYP, F NA	B Butane (cannister), C Coal (1kg), D Diesel (1 litre), F Firewood (1 tonne)	B 2300 SYP, C NA, D 40 SYP, F NA

- Most common electricity source
- Main network
- Generator
- No source
- Solar alternative
- No information
- Fuel Prices (SYP)\*
- Butane (cannister)
- Coal (1kg)
- Diesel (1 litre)
- Firewood (1 tonne)
- NFI Prices (SYP)\*
- Cement (50kg)
- Floor mat (3\*4m)
- Plastic tarpaulin (1m<sup>2</sup>)
- Tent (5 persons)
- NA: not available for purchase

## Shelter

- Most common shelter
- Independent apartment or house
- Shared apartment or house
- Unfinished apartment or house
- Tent
- Private space not for shelter
- Cave/natural shelter
- Collective public space not for shelter
- No IDPs
- No information
- Min - Max: rent paid per room (where known)

Sub-district	Most common shelter	Min - Max: rent paid per room (where known)
<b>Tubiyeh</b>	NDPs: Independent apartment or house, IDPs: No info	No info
<b>Zheiriyeh</b>	NDPs: Independent apartment or house, IDPs: No info	No info
<b>Um Tlul</b>	NDPs: Independent apartment or house, IDPs: No info	No info
<b>Upper Sweidiyeh</b>	NDPs: Independent apartment or house, IDPs: No info	No info

## Livelihoods

Sub-district	Most common sources of income	Most common strategies used to cope with lack of income / resources
<b>Tubiyeh</b>	Stable employment, Farm owning, Remittances	Borrowing from family/friends
<b>Um Tlul</b>	Daily employment, Farm owning, Business/trade	Skipping meals, Reducing meal size
<b>Upper Sweidiyeh</b>	Stable employment, Business/trade, Remittances	Borrowing from family/friends
<b>Zheiriyeh</b>	Stable employment, Farm owning, Business/trade	Reducing meal size

- Tubiyeh**: No lack of fuel
- Um Tlul**: No lack of fuel
- Zheiriyeh**: No lack of fuel
- Upper Sweidiyeh**: No lack of fuel
- Most common strategies used to cope with a lack of fuel

# Al Malikeyyeh 6/6, Al Hasakeh Governorate

# December 2017

## WASH

- Most common water source**
- Water is safe to drink
  - Water tastes/smells bad
  - People sick after drinking
  - No information
- Sufficiency of available water to meet household needs**
- Sufficient
  - Insufficient
  - No information
- Most common method of garbage disposal**
- Disposed at designated site
  - Private paid collection

### Tubiyeh

- Network
- Disposed at designated site

### Um Tlul

- Closed well
- Disposed at designated site

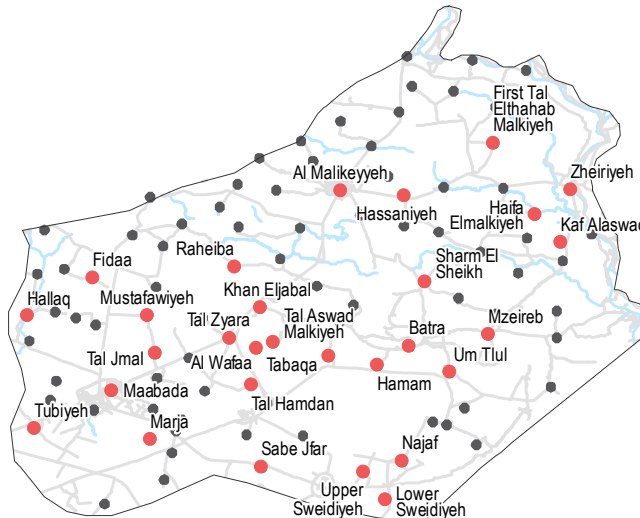
### Upper Sweidiyeh

- Network
- Private paid collection

### Zheiriyeh

- Network
- Private paid collection

• 28/98 communities assessed (24 communities are shown on the previous five factsheets): Tubiyeh, Um Tlul, Upper Sweidiyeh, Zheiriyeh



## Food Security

### Tubiyeh

- Bread: no info
- Rice: 500 SYP
- Lentils: 500 SYP
- Sugar: 350 SYP
- Cooking oil: 475 SYP
- Private bakeries
- Flour too expensive
- 1 to 10

### Um Tlul

- Bread: no info
- Rice: 600 SYP
- Lentils: 225 SYP
- Sugar: 450 SYP
- Cooking oil: 600 SYP
- Shops
- No difficulties reported
- Private bakeries unavailable

### Upper Sweidiyeh

- Bread: no info
- Rice: 600 SYP
- Lentils: 600 SYP
- Sugar: 300 SYP
- Cooking oil: 575 SYP
- Shops
- No difficulties reported
- Private bakeries unavailable

### Zheiriyeh

- Bread: no info
- Rice: 500 SYP
- Lentils: 450 SYP
- Sugar: 275 SYP
- Cooking oil: no info
- Shops
- No difficulties reported
- Private bakeries unavailable

### Main challenges to obtaining food

- No challenges
- Some foods unavailable
- Local production decreased
- Lack of access to markets
- Some foods expensive
- Lack of resources to buy food
- Lack of access to fuel
- Cooking fuel unavailable
- No information

Bread (public): 1 pack  
Rice: 1kg  
Lentils: 1kg  
Sugar: 1kg  
Cooking oil: 1 litre

Access to bread  
Most common source of bread

Most common barriers to accessing bread  
Number of days, per month, where bread from private bakeries was unavailable

## Education

- Status of primary schools in village**
- Functioning
  - Not functioning
  - Not available
  - No information
- Barriers to accessing education services**

### Upper Sweidiyeh

Most children accessed education

### Zheiriyeh

Most children accessed education

### Tubiyeh

Most children accessed education

### Um Tlul

Most children accessed education

## Health

### Most common health problems

Chronic diseases  
Fever  
Polio

### Most common barriers to accessing healthcare

No facilities in the area  
High cost of transportation  
Lack of transportation

### Tubiyeh

Pregnancy related diseases  
Acute respiratory infections  
Severe diseases affecting those aged less than 5

No facilities in the area  
High cost of transportation

### Um Tlul

Pregnancy related diseases  
Fever  
Severe diseases affecting those aged less than 5

No facilities in the area  
Services are too expensive

### Upper Sweidiyeh

### Zheiriyeh

Chronic diseases  
Acute respiratory infections  
Severe diseases affecting those aged less than 5

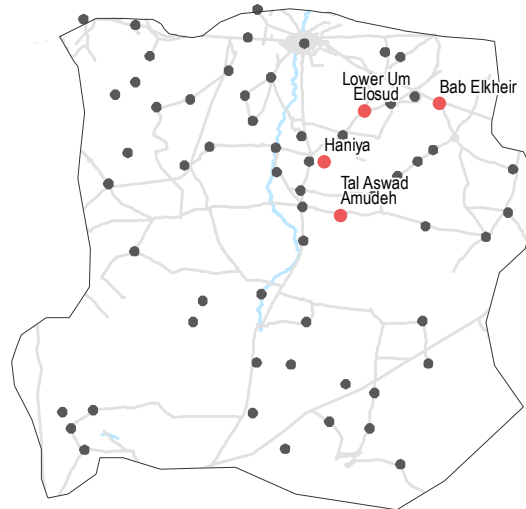
No difficulties reported

**Displacement**

- % of pre-conflict population remaining
- % of population that are female
- % of female-headed households
- IDPs living in village
- New IDP arrivals
- Returnees

Bab Elkheir		Hanyeh		Lower Um Elosud		Tal Aswad Amudeh	
76-100%	51-75%	76-100%	1-25%	76-100%	26-50%	26-50%	1-25%
Yes	No info	Yes	No info	Yes	No info	Yes	No
No	No	No	No	No	No	No	No

• 4/60 communities assessed : Bab Elkheir, Hanyeh, Lower Um Elosud, Tal Aswad Amudeh



**Shelter**

- Independent apartment or house
- Shared apartment or house
- Unfinished apartment or house
- Tent
- Private space not for shelter
- Cave/natural shelter
- Collective public space not for shelter
- No IDPs
- No information
- Min - Max: rent paid per room (where known)

Bab Elkheir		Tal Aswad Amudeh	
NDPs	IDPs	NDPs	IDPs
No info		No info	

Hanyeh	
NDPs	IDPs
No info	

Lower Um Elosud	
NDPs	IDPs
No info	

**Livelihoods**

- Most common sources of income
- Most common strategies used to cope with lack of income / resources

Community	Most common sources of income	Most common strategies used to cope with lack of income / resources
<b>Bab Elkheir</b>	Stable employment Farm owning Remittances	Borrowing from family/friends Reducing meal size
<b>Hanyeh</b>	Stable employment Farm owning Remittances	No info
<b>Lower Um Elosud</b>	Daily employment Farm owning Business/trade	Borrowing from family/friends
<b>Tal Aswad Amudeh</b>	Stable employment Farm owning Remittances	No info

**NFIs**

Community	Lightbulb icon	Generator icon	5300 SYP icon	NA icon
<b>Bab Elkheir</b>	B 2350 SYP	NA	NA	NA
<b>Tal Aswad Amudeh</b>	B 2700 SYP	NA	NA	NA
<b>Hanyeh</b>	B NA	NA	NA	NA
<b>Lower Um Elosud</b>	B NA	NA	NA	NA

- Most common electricity source
- Main network
- Generator
- No source
- Solar alternative
- No information
- Fuel Prices (SYP)\*
- B** Butane (cannister)
- C** Coal (1kg)
- D** Diesel (1 litre)
- F** Firewood (1 tonne)
- NFI Prices (SYP)\*
- Cement (50kg)
- Floor mat (3\*4m)
- Plastic tarpaulin (1m<sup>2</sup>)
- Tent (5 persons)
- NA: not available for purchase

Community	Fire icon
<b>Bab Elkheir</b>	Burning furniture in use Burning productive assets Burning plastic
<b>Hanyeh</b>	No lack of fuel
<b>Lower Um Elosud</b>	No lack of fuel
<b>Tal Aswad Amudeh</b>	No lack of fuel

**WASH**

- Most common water source**
- Status of water source**
- Water is safe to drink
  - Water tastes/smells bad
  - People sick after drinking
  - No information
- Sufficiency of available water to meet household needs**
- Sufficient
  - Insufficient
  - No information
- Most common method of garbage disposal**

**Bab Elkheir**

- Closed well
- Buried / burned

**Hanyeh**

- Network
- Private paid collection

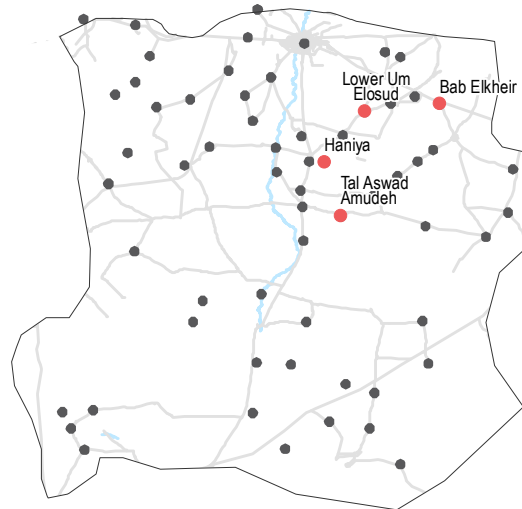
**Lower Um Elosud**

- Closed well
- Disposed at designated site

**Tal Aswad Amudeh**

- Network
- Buried / burned

• 4/60 communities assessed : Bab Elkheir, Hanyeh, Lower Um Elosud, Tal Aswad Amudeh



**Education**

- Status of primary schools in village**
- Functioning
  - Not functioning
  - Not available
  - No information
- Barriers to accessing education services**

**Lower Um Elosud**

Most children accessed education

**Tal Aswad Amudeh**

Most children accessed education in nearby communities

**Bab Elkheir**

Services are too far  
 Parents do not approve of curriculum  
 Curriculum not available in appropriate language

**Hanyeh**

Most children accessed education

**Health**

**Most common health problems**

**Most common barriers to accessing healthcare**

**Bab Elkheir**

Communicable diseases  
 Chronic diseases  
 Severe diseases affecting those aged less than 5

No facilities in the area  
 High cost of transportation  
 Services are too expensive

**Hanyeh**

Diarrhoea  
 Maternal health issues  
 Acute respiratory infections

No facilities in the area

**Lower Um Elosud**

Pregnancy related diseases  
 Maternal health issues  
 Severe diseases affecting those aged less than 5

No facilities in the area  
 High cost of transportation  
 Services are too expensive

**Tal Aswad Amudeh**

Chronic diseases  
 Pregnancy related diseases  
 Severe diseases affecting those aged less than 5

No facilities in the area

**Food Security**

**Bab Elkheir**



Bread: no info  
 Rice: 650 SYP  
 Lentils: 350 SYP  
 Sugar: 375 SYP  
 Cooking oil: 600 SYP



No difficulties reported

Private bakeries unavailable

**Hanyeh**



Bread: no info  
 Rice: 450 SYP  
 Lentils: 250 SYP  
 Sugar: no info  
 Cooking oil: 350 SYP

Bread is not available in the village

Flour too expensive

21 or more

**Lower Um Elosud**



Bread: no info  
 Rice: no info  
 Lentils: no info  
 Sugar: no info  
 Cooking oil: no info

Bread is not available in the village

Wheat not always available  
 Flour not always available  
 Insufficient electricity/fuel

Private bakeries unavailable

**Tal Aswad Amudeh**



Bread: no info  
 Rice: 500 SYP  
 Lentils: 500 SYP  
 Sugar: 500 SYP  
 Cooking oil: 550 SYP



No difficulties reported

Private bakeries unavailable

**Main challenges to obtaining food**

- No challenges
- Some foods unavailable
- Local production decreased
- Lack of access to markets
- Some foods expensive
- Lack of resources to buy food
- Lack of access to fuel
- Cooking fuel unavailable
- No information

Bread (public): 1 pack  
 Rice: 1kg  
 Lentils: 1kg  
 Sugar: 1kg  
 Cooking oil: 1 litre

**Access to bread**

- Most common source of bread
- Most common barriers to accessing bread
- Number of days, per month, where bread from private bakeries was unavailable

# Be'r Al Hulo Al Wardeyyeh, Al Hasakeh Governorate

# December 2017

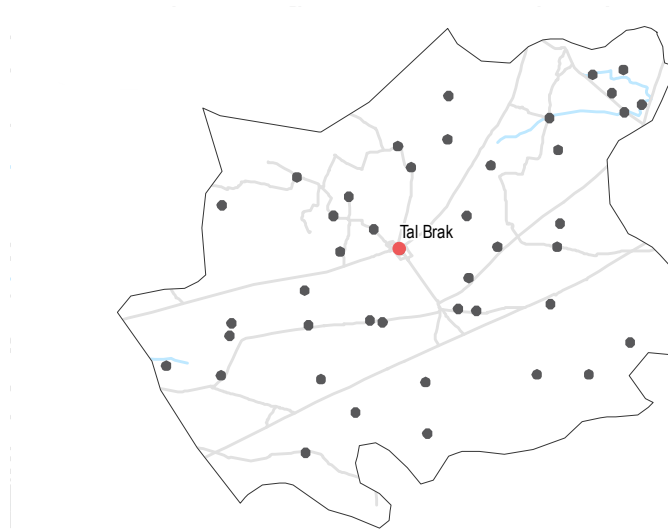
## Displacement

- % of pre-conflict population remaining
- % of population that are female
- % of female-headed households
- IDPs living in village
- New IDP arrivals
- Returnees

### Tal Brak

- 76-100%
- 1-25%
- 1-25%
- Yes
- No info
- No

• 1/40 community assessed : Tal Brak



## NFIs

### Lightbulb Tal Brak

- B** 4000 SYP 2000 SYP
- C** NA NA
- D** 80 SYP NA
- F** NA NA

Most common electricity source

- Main network
- Generator
- No source
- Solar alternative
- No information

Fuel Prices (SYP)\*

- B** Butane (cannister)
- C** Coal (1kg)
- D** Diesel (1 litre)
- F** Firewood (1 tonne)

NFI Prices (SYP)\*

- Cement (50kg)
- Floor mat (3\*4m)
- Plastic tarpaulin (1m<sup>2</sup>)
- Tent (5 persons)

NA: not available for purchase

## Shelter

- Independent apartment or house
  - Shared apartment or house
  - Unfinished apartment or house
  - Tent
  - Private space not for shelter
  - Cave/natural shelter
  - Collective public space not for shelter
  - No IDPs
  - No information
- Min - Max: rent paid per room (where known)

### Tal Brak

- NDPs
- IDPs
- 4000 - 6000 SYP

## Livelihoods

Most common sources of income

- Tal Brak
- Stable employment
  - Farm owning
  - Business/trade

Most common strategies used to cope with lack of income / resources

- Taking loans/buying on credit
- High risk/illegal work
- Reducing meal size

### Fire Tal Brak

No lack of fuel

Most common strategies used to cope with a lack of fuel

# Be'r Al Hulo Al Wardeyyeh, Al Hasakeh Governorate

# December 2017

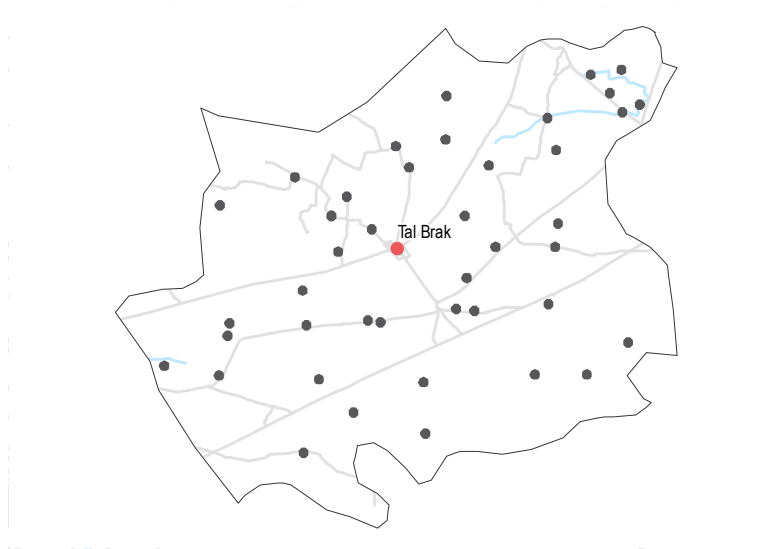
## WASH

- Most common water source
- Status of water source
  - Water is safe to drink
  - Water tastes/smells bad
  - People sick after drinking
  - No information
- Sufficiency of available water to meet household needs
  - Sufficient
  - Insufficient
  - No information
- Most common method of garbage disposal

**Tal Brak**

- Network
- Public free collection

• 1/40 community assessed : Tal Brak



## Food Security

### Tal Brak

- Bread: 80 SYP
- Rice: 600 SYP
- Lentils: 450 SYP
- Sugar: 750 SYP
- Cooking oil: 600 SYP
- Public bakeries
- No difficulties reported
- 1 to 10

### Main challenges to obtaining food

- No challenges
- Some foods unavailable
- Local production decreased
- Lack of access to markets
- Some foods expensive
- Lack of resources to buy food
- Lack of access to fuel
- Cooking fuel unavailable
- No information

Bread (public): 1 pack  
 Rice: 1kg  
 Lentils: 1 kg  
 Sugar: 1kg  
 Cooking oil: 1 litre

### Access to bread

- Most common source of bread
- Most common barriers to accessing bread
- Number of days, per month, where bread from private bakeries was unavailable

## Education

- Status of primary schools in village
  - Functioning
  - Not functioning
  - Not available
  - No information
- Barriers to accessing education services

**Tal Brak**

Most children accessed education

## Health

- Most common health problems
  - Fever
  - Severe diseases affecting those aged less than 5
- Most common barriers to accessing healthcare
  - High cost of transportation

### Displacement

- % of pre-conflict population remaining
- % of population that are female
- % of female-headed households
- IDPs living in village
- New IDP arrivals
- Returnees

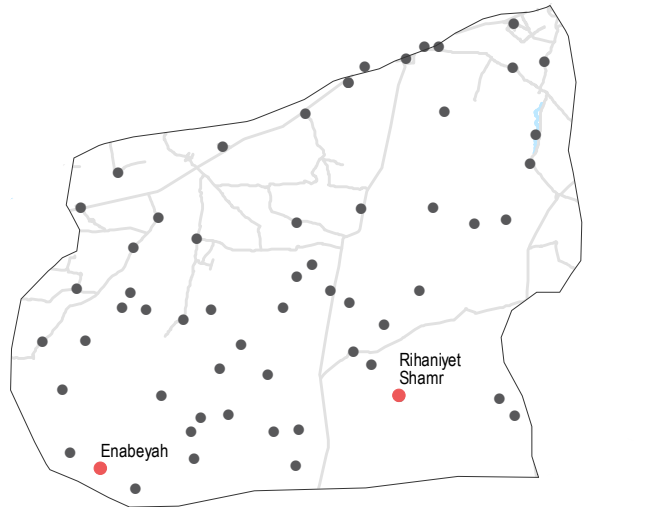
#### Enabeyah

- 51-75% 26-50% 1-25%
- Yes No info No

#### Rihaniyet Shamr

- 26-50% 26-50% None
- Yes No No

• 2/56 communities assessed : Enabeyah, Rihaniyet Shamr



### NFIs

#### Enabeyah

- B** 2300 SYP NA
- C** NA NA
- D** NA NA
- F** NA NA

#### Rihaniyet Shamr

- B** 2500 SYP 1300 SYP
- C** NA NA
- D** 75 SYP NA
- F** NA NA

Most common electricity source

- Main network
- Generator
- No source
- Solar alternative
- No information

Fuel Prices (SYP)\*

- B** Butane (cannister)
- C** Coal (1kg)
- D** Diesel (1 litre)
- F** Firewood (1 tonne)

NFI Prices (SYP)\*

- Cement (50kg)
- Floor mat (3\*4m)
- Plastic tarpaulin (1m<sup>2</sup>)
- Tent (5 persons)

NA: not available for purchase

### Shelter

- Independent apartment or house
  - Shared apartment or house
  - Unfinished apartment or house
  - Tent
  - Private space not for shelter
  - Cave/natural shelter
  - Collective public space not for shelter
  - No IDPs
  - No information
- Min - Max: rent paid per room (where known)

#### Enabeyah

- NDPs
- IDPs
- No info

#### Rihaniyet Shamr

- NDPs
- IDPs
- No info

### Livelihoods

Most common sources of income

Most common strategies used to cope with lack of income / resources

#### Enabeyah

Stable employment  
Daily employment  
Remittances

Borrowing from family/friends

#### Rihaniyet Shamr

Daily employment  
Business/trade

Borrowing from family/friends

#### Enabeyah

No lack of fuel

#### Rihaniyet Shamr

Burning productive assets

Most common strategies used to cope with a lack of fuel

### WASH

- Most common water source**
- Status of water source**
- Water is safe to drink
  - Water tastes/smells bad
  - People sick after drinking
  - No information
- Sufficiency of available water to meet household needs**
- Sufficient
  - Insufficient
  - No information
- Most common method of garbage disposal**

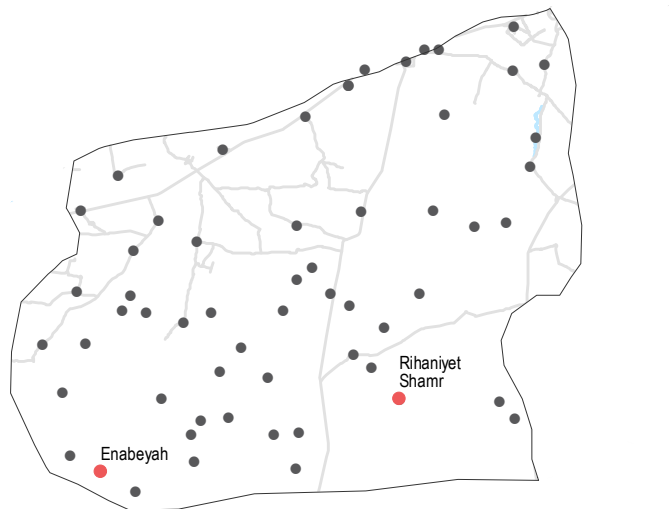
#### Enabeyah

- Network
- Public free collection

#### Rihaniyet Shamr

- Water trucking
- Disposed at designated site

• 2/56 communities assessed : Enabeyah, Rihaniyet Shamr



### Food Security

#### Enabeyah

- Bread: no info
- Rice: 640 SYP
- Lentils: 400 SYP
- Sugar: 450 SYP
- Cooking oil: 600 SYP
- Private bakeries
- Insufficient electricity/fuel
- Yeast not always available
- High price of electricity/fuel
- 1 to 10

#### Rihaniyet Shamr

- Bread: no info
- Rice: 500 SYP
- Lentils: 400 SYP
- Sugar: 350 SYP
- Cooking oil: 450 SYP
- Homemade
- No difficulties reported
- Private bakeries unavailable

#### Main challenges to obtaining food

- No challenges
- Some foods unavailable
- Local production decreased
- Lack of access to markets
- Some foods expensive
- Lack of resources to buy food
- Lack of access to fuel
- Cooking fuel unavailable
- No information

Bread (public): 1 pack  
Rice: 1kg  
Lentils: 1kg  
Sugar: 1kg  
Cooking oil: 1 litre

#### Access to bread

- Most common source of bread
- Most common barriers to accessing bread
- Number of days, per month, where bread from private bakeries was unavailable

### Education

- Status of primary schools in village**
- Functioning
  - Not functioning
  - Not available
  - No information
- Barriers to accessing education services**

#### Enabeyah

Most children accessed education

#### Rihaniyet Shamr

Most children accessed education

### Health

#### Most common health problems

#### Enabeyah

Chronic diseases  
Pregnancy related diseases  
Severe diseases affecting those aged less than 5

#### Rihaniyet Shamr

Diarrhoea  
Chronic diseases

#### Most common barriers to accessing healthcare

No facilities in the area  
Lack of transportation  
Services are too expensive

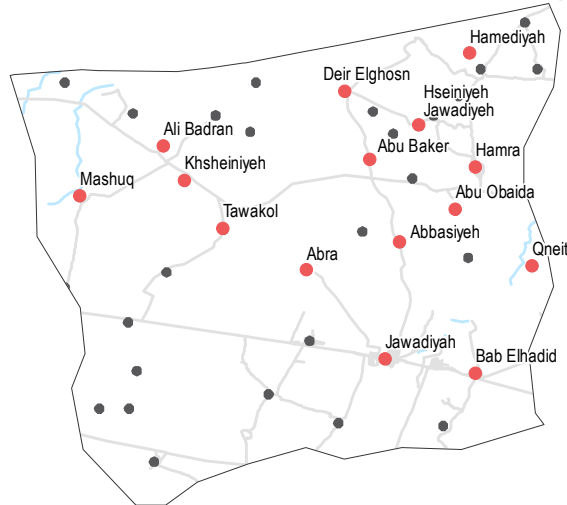
No facilities in the area  
High cost of transportation

### Displacement

- % of pre-conflict population remaining
- % of population that are female
- % of female-headed households
- IDPs living in village
- New IDP arrivals
- Returnees

Community	% of pre-conflict population remaining	% of population that are female	% of female-headed households	IDPs living in village	New IDP arrivals	Returnees
<b>Abbasiyeh</b>	51-75%	26-50%	1-25%	Yes	No info	No
<b>Abra</b>	51-75%	26-50%	26-50%	Yes	No info	No
<b>Abu Baker</b>	76-100%	26-50%	1-25%	Yes	No info	No
<b>Abu Obaida</b>	26-50%	26-50%	1-25%	Yes	No	No
<b>Ali Badran</b>	26-50%	26-50%	26-50%	Yes	No info	No

• 15/38 communities assessed (10 communities are shown on the next two factsheets): Abbasiyeh, Abra, Abu Baker, Abu Obaida, Ali Badran



### Shelter

- Independent apartment or house
- Shared apartment or house
- Unfinished apartment or house
- Tent
- Private space not for shelter
- Cave/natural shelter
- Collective public space not for shelter
- No IDPs
- No information
- Min - Max: rent paid per room (where known)

Community	NDPs	IDPs
<b>Abbasiyeh</b>		
<b>Abra</b>		
<b>Abu Baker</b>		
<b>Abu Obaida</b>		
<b>Ali Badran</b>		

### Livelihoods

- Most common sources of income
- Most common strategies used to cope with lack of income / resources

Community	Most common sources of income	Most common strategies used to cope with lack of income / resources
<b>Abbasiyeh</b>	Stable employment Farm owning Remittances	Borrowing from family/friends
<b>Abra</b>	Stable employment Support from family/friends	Borrowing from family/friends
<b>Abu Baker</b>	Stable employment Daily employment Remittances	Reducing meal size
<b>Abu Obaida</b>	Farm owning Business/trade Remittances	Borrowing from family/friends Reducing meal size
<b>Ali Badran</b>	Stable employment Farm owning Remittances	Children sent to work/beg

### NFIs

Community	Electricity	Fuel	Other NFIs
<b>Abbasiyeh</b>	B 2100 SYP	C 900 SYP	D 40 SYP
<b>Abra</b>	B 2200 SYP	C NA	D NA
<b>Abu Baker</b>	B NA	C NA	D NA
<b>Abu Obaida</b>	B 2300 SYP	C NA	D NA
<b>Ali Badran</b>	B 2100 SYP	C NA	D 70 SYP

- Most common electricity source
- Main network
- Generator
- No source
- Solar alternative
- No information
- Fuel Prices (SYP)\*
- B** Butane (cannister)
- C** Coal (1kg)
- D** Diesel (1 litre)
- F** Firewood (1 tonne)
- NFI Prices (SYP)\*
- Cement (50kg)
- Floor mat (3\*4m)
- Plastic tarpaulin (1m<sup>2</sup>)
- Tent (5 persons)
- NA: not available for purchase

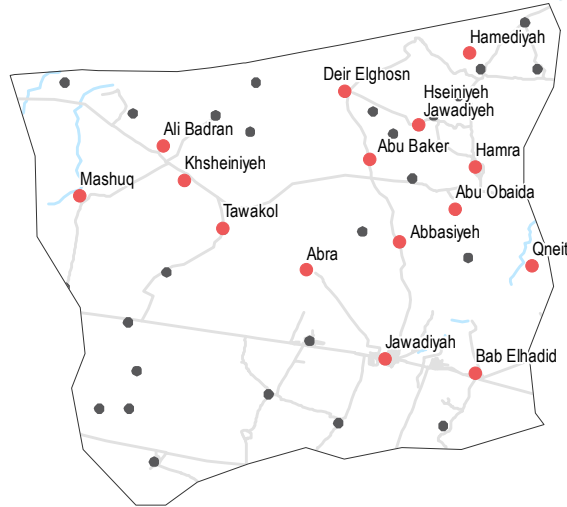
Community	Most common strategies used to cope with a lack of fuel
<b>Abbasiyeh</b>	No lack of fuel
<b>Abra</b>	No lack of fuel
<b>Abu Baker</b>	No lack of fuel
<b>Abu Obaida</b>	Burning furniture in use
<b>Ali Badran</b>	No lack of fuel

### WASH

- Most common water source**
- Water is safe to drink
  - Water tastes/smells bad
  - People sick after drinking
  - No information
- Sufficiency of available water to meet household needs**
- Sufficient
  - Insufficient
  - No information
- Most common method of garbage disposal**

- Abbasiyeh**
- Closed well
  - Private paid collection
- Abra**
- Network
  - Private paid collection
- Abu Baker**
- Closed well
  - Private paid collection
- Abu Obaida**
- Network
  - Public free collection
- Ali Badran**
- Closed well
  - Public free collection

• 15/38 communities assessed (10 communities are shown on the next two factsheets): Abbasiyeh, Abra, Abu Baker, Abu Obaida, Ali Badran



### Education

- Status of primary schools in village**
- Functioning
  - Not functioning
  - Not available
  - No information
- Barriers to accessing education services**
- Most children accessed education

- Abu Baker**
- Most children accessed education
- Abu Obaida**
- Services are too far
- Ali Badran**
- Most children accessed education

- Abra**
- Most children accessed education

### Health

- Most common health problems**
- Most common barriers to accessing healthcare**

Community	Most common health problems	Most common barriers to accessing healthcare
<b>Abbasiyeh</b>	Disabilities Chronic diseases Maternal health issues	No facilities in the area Security concerns around travel High cost of transportation
<b>Abra</b>	Chronic diseases Fever Severe diseases affecting those aged less than 5	No facilities in the area High cost of transportation Services are too expensive
<b>Abu Baker</b>	Chronic diseases Pregnancy related diseases Severe diseases affecting those aged less than 5	No facilities in the area High cost of transportation Services are too expensive
<b>Abu Obaida</b>	Diarrhoea Chronic diseases Pregnancy related diseases	No facilities in the area Lack of transportation Services are too expensive
<b>Ali Badran</b>	Diarrhoea Fever Severe diseases affecting those aged less than 5	No facilities in the area High cost of transportation Services are too expensive

### Food Security

- Abbasiyeh**
- Bread: no info
  - Rice: 600 SYP
  - Lentils: 400 SYP
  - Sugar: 400 SYP
  - Cooking oil: 600 SYP
- Shops**
- High price of flour
  - Flour not always available
- 1 to 10
- Abra**
- Bread: no info
  - Rice: 400 SYP
  - Lentils: 350 SYP
  - Sugar: 400 SYP
  - Cooking oil: 600 SYP
- Private bakeries**
- Insufficient electricity/fuel
- 1 to 10
- Abu Baker**
- Bread: no info
  - Rice: no info
  - Lentils: no info
  - Sugar: no info
  - Cooking oil: no info
- Bread is not available in the village**
- No difficulties reported
- Private bakeries unavailable
- Abu Obaida**
- Bread: no info
  - Rice: 425 SYP
  - Lentils: 200 SYP
  - Sugar: 350 SYP
  - Cooking oil: 300 SYP
- Shops**
- High price of flour
  - Flour not always available
  - Insufficient electricity/fuel
- Private bakeries unavailable
- Ali Badran**
- Bread: no info
  - Rice: 750 SYP
  - Lentils: 470 SYP
  - Sugar: 550 SYP
  - Cooking oil: 575 SYP
- Shops**
- No difficulties reported
- Private bakeries unavailable

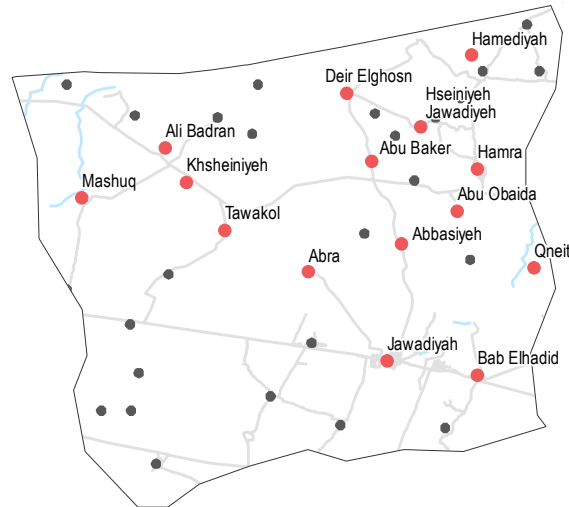
- Main challenges to obtaining food**
- No challenges
  - Some foods unavailable
  - Local production decreased
  - Lack of access to markets
  - Some foods expensive
  - Lack of resources to buy food
  - Lack of access to fuel
  - Cooking fuel unavailable
  - No information
- Bread (public): 1 pack**
- Rice: 1kg  
Lentils: 1kg  
Sugar: 1kg  
Cooking oil: 1 litre
- Access to bread**
- Most common source of bread
  - Most common barriers to accessing bread
  - Number of days, per month, where bread from private bakeries was unavailable

### Displacement

- % of pre-conflict population remaining
- % of population that are female
- % of female-headed households
- IDPs living in village
- New IDP arrivals
- Returnees

Community	% of pre-conflict population remaining	% of population that are female	% of female-headed households	IDPs living in village	New IDP arrivals	Returnees
<b>Bab Elhadid</b>	51-75%	26-50%	1-25%	Yes	No info	No
<b>Deir Elghosn</b>	51-75%	51-75%	1-25%	Yes	No info	No
<b>Hamediyah</b>	76-100%	51-75%	1-25%	Yes	No info	No
<b>Hamra</b>	76-100%	76-100%	1-25%	Yes	No info	No
<b>Hseiniyeh Jawadiyeh</b>	51-75%	26-50%	1-25%	Yes	No info	No

• 15/38 communities assessed (5 communities are shown on the previous factsheet, 5 communities are shown on the next factsheet): Bab Elhadid, Deir Elghosn, Hamediyah, Hamra, Hseiniyeh Jawadiyeh



### Shelter

- Independent apartment or house
- Shared apartment or house
- Unfinished apartment or house
- Tent
- Private space not for shelter
- Cave/natural shelter
- Collective public space not for shelter
- No IDPs
- No information
- Min - Max: rent paid per room (where known)

Community	NDPs	IDPs
<b>Bab Elhadid</b>		
<b>Deir Elghosn</b>		
<b>Hamediyah</b>		
<b>Hamra</b>		
<b>Hseiniyeh Jawadiyeh</b>		

### Livelihoods

- Most common sources of income
- Most common strategies used to cope with lack of income / resources

Community	Most common sources of income	Most common strategies used to cope with lack of income / resources
<b>Bab Elhadid</b>	Daily employment Farm owning Remittances	Borrowing from family/friends Reducing meal size
<b>Deir Elghosn</b>	Stable employment Farm owning Remittances	No info
<b>Hamediyah</b>	Stable employment Daily employment Business/trade	No info
<b>Hamra</b>	Stable employment Daily employment	No info
<b>Hseiniyeh Jawadiyeh</b>	Stable employment Daily employment Farm owning	Borrowing from family/friends Skipping meals

### NFIs

Community	B	C	D	F
<b>Bab Elhadid</b>	B 2200 SYP	C NA	D 45 SYP	F NA
<b>Deir Elghosn</b>	B 2300 SYP	C NA	D NA	F NA
<b>Hamediyah</b>	B NA	C NA	D NA	F NA
<b>Hamra</b>	B 2350 SYP	C NA	D NA	F NA
<b>Hseiniyeh Jawadiyeh</b>	B NA	C NA	D NA	F NA

- Most common electricity source
- Main network
- Generator
- No source
- Solar alternative
- No information
- Fuel Prices (SYP)\*
- B** Butane (cannister)
- C** Coal (1kg)
- D** Diesel (1 litre)
- F** Firewood (1 tonne)
- NFI Prices (SYP)\*
- Cement (50kg)
- Floor mat (3\*4m)
- Plastic tarpaulin (1m<sup>2</sup>)
- Tent (5 persons)
- NA: not available for purchase

Community	Most common strategies used to cope with a lack of fuel
<b>Bab Elhadid</b>	No lack of fuel
<b>Deir Elghosn</b>	No lack of fuel
<b>Hamediyah</b>	No lack of fuel
<b>Hamra</b>	No lack of fuel
<b>Hseiniyeh Jawadiyeh</b>	Burning productive assets

### WASH

- Most common water source**
- Status of water source**
- Water is safe to drink
  - Water tastes/smells bad
  - People sick after drinking
  - No information
- Sufficiency of available water to meet household needs**
- Sufficient
  - Insufficient
  - No information
- Most common method of garbage disposal**

#### Bab Elhadid

- Network
- Private paid collection

#### Deir Elghosn

- Network
- Public free collection

#### Hamediyah

- Network
- Disposed at designated site

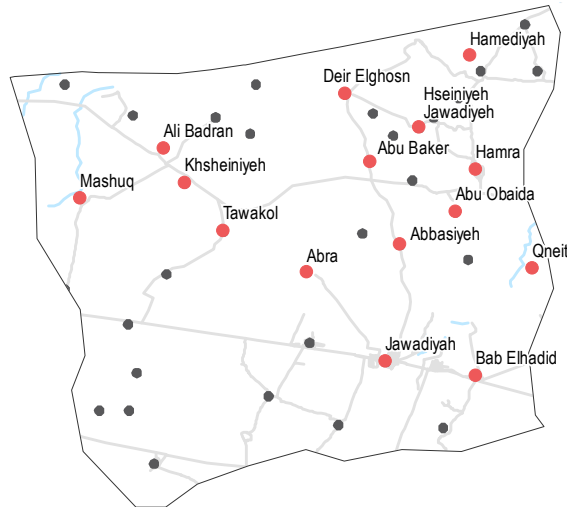
#### Hamra

- Network
- Public free collection

#### Hseiniyeh Jawadiyeh

- Closed well
- Private paid collection

• 15/38 communities assessed (5 communities are shown on the previous factsheet, 5 communities are shown on the next factsheet): Bab Elhadid, Deir Elghosn, Hamediyah, Hamra, Hseiniyeh Jawadiyeh



### Education

- Status of primary schools in village**
- Functioning
  - Not functioning
  - Not available
  - No information
- Barriers to accessing education services**
- Bab Elhadid: Most children accessed education
  - Deir Elghosn: Most children accessed education
  - Hamediyah: Most children accessed education
  - Hamra: Most children accessed education
  - Hseiniyeh Jawadiyeh: Most children accessed education

#### Hamediyah

Most children accessed education

#### Hamra

Most children accessed education

#### Hseiniyeh Jawadiyeh

Most children accessed education

#### Deir Elghosn

Most children accessed education

### Health

Most common health problems

Most common barriers to accessing healthcare

#### Bab Elhadid

Diarrhoea  
Chronic diseases

No facilities in the area  
Services are too expensive

#### Deir Elghosn

Diarrhoea  
Chronic diseases  
Acute respiratory infections

No facilities in the area  
High cost of transportation  
Lack of transportation

#### Hamediyah

Pregnancy related diseases  
Severe diseases affecting those aged less than 5  
Symptoms of psychological trauma

No facilities in the area  
High cost of transportation  
Services are too expensive

#### Hamra

Disabilities  
Chronic diseases  
Symptoms of psychological trauma

Security concerns around travel  
High cost of transportation  
Security concerns around entering facilities

#### Hseiniyeh Jawadiyeh

Acute respiratory infections  
Fever  
Severe diseases affecting those aged less than 5

No facilities in the area  
High cost of transportation  
Services are too expensive

### Food Security

#### Bab Elhadid

- Private bakeries
- No difficulties reported
- Bread: no info
- Rice: 500 SYP
- Lentils: 350 SYP
- Sugar: 260 SYP
- Cooking oil: 600 SYP

#### Deir Elghosn

- Private bakeries
- No difficulties reported
- Bread: no info
- Rice: 550 SYP
- Lentils: 400 SYP
- Sugar: 300 SYP
- Cooking oil: 700 SYP

#### Hamediyah

- Shops
- No difficulties reported
- Bread: no info
- Rice: 550 SYP
- Lentils: 250 SYP
- Sugar: 650 SYP
- Cooking oil: 400 SYP
- Private bakeries unavailable

#### Hamra

- Private bakeries
- No difficulties reported
- Bread: no info
- Rice: 400 SYP
- Lentils: 500 SYP
- Sugar: 300 SYP
- Cooking oil: 600 SYP
- Private bakeries unavailable

#### Hseiniyeh Jawadiyeh

- Shops
- Flour not always available
- Bread: no info
- Rice: no info
- Lentils: 0 SYP
- Sugar: no info
- Cooking oil: no info
- Private bakeries unavailable

Main challenges to obtaining food

- No challenges
- Some foods unavailable
- Local production decreased
- Lack of access to markets
- Some foods expensive
- Lack of resources to buy food
- Lack of access to fuel
- Cooking fuel unavailable
- No information

Bread (public): 1 pack  
Rice: 1kg  
Lentils: 1 kg  
Sugar: 1kg  
Cooking oil: 1 litre

Access to bread

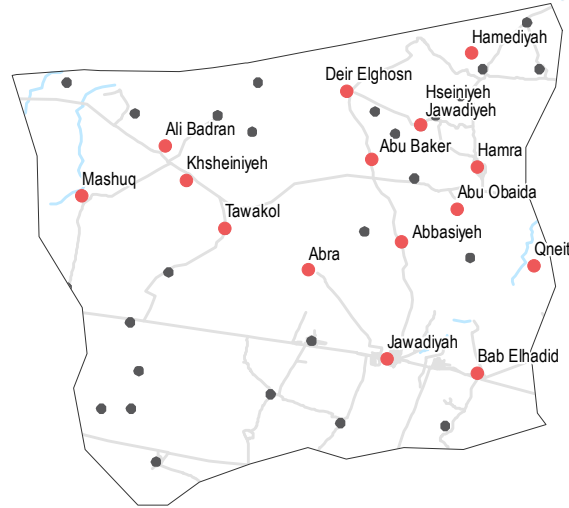
- Most common source of bread
- Most common barriers to accessing bread
- Number of days, per month, where bread from private bakeries was unavailable

### Displacement

- % of pre-conflict population remaining
- % of population that are female
- % of female-headed households
- IDPs living in village
- New IDP arrivals
- Returnees

Community	% of pre-conflict population remaining	% of population that are female	% of female-headed households	IDPs living in village	New IDP arrivals	Returnees
<b>Jawadiyah</b>	76-100%	26-50%	1-25%	Yes	No	No
<b>Khsheniyyeh</b>	26-50%	1-25%	1-25%	Yes	No info	No
<b>Mashuq</b>	76-100%	51-75%	1-25%	Yes	No info	No
<b>Qneitra</b>	51-75%	51-75%	None	Yes	No info	No
<b>Tawakol</b>	51-75%	26-50%	1-25%	Yes	No info	No

• 15/38 communities assessed (10 communities are shown on the previous two factsheets): Jawadiyah, Khsheniyyeh, Mashuq, Qneitra, Tawakol



### Shelter

- Independent apartment or house
- Shared apartment or house
- Unfinished apartment or house
- Tent
- Private space not for shelter
- Cave/natural shelter
- Collective public space not for shelter
- No IDPs
- No information
- Min - Max: rent paid per room (where known)

Community	Most common shelter	Min - Max: rent paid per room (where known)
<b>Jawadiyah</b>	Independent apartment or house	2500 - 10000 SYP
<b>Khsheniyyeh</b>	Unfinished apartment or house	No info
<b>Mashuq</b>	No IDPs	No info
<b>Qneitra</b>	No info	No info
<b>Tawakol</b>	No info	No info

### Livelihoods

- Most common sources of income
- Most common strategies used to cope with lack of income / resources

Community	Most common sources of income	Most common strategies used to cope with lack of income / resources
<b>Jawadiyah</b>	Stable employment Business/trade Remittances	Children sent to work/beg Borrowing from family/friends
<b>Khsheniyyeh</b>	Stable employment Sale of household assets Farm owning	No info
<b>Mashuq</b>	Stable employment Farm owning Remittances	Skipping meals Reducing meal size
<b>Qneitra</b>	Stable employment Farm owning Remittances	No info
<b>Tawakol</b>	Stable employment Support from family/friends Remittances	Skipping meals Reducing meal size

### NFIs

Community	Electricity source	Fuel Prices (SYP)*	NFI Prices (SYP)*
<b>Jawadiyah</b>	B 2300 SYP	C 500 SYP	B 2200 SYP
<b>Khsheniyyeh</b>	D 125 SYP	F NA	C NA
<b>Mashuq</b>	F NA	F NA	D 40 SYP
<b>Qneitra</b>	B NA	D NA	F NA
<b>Tawakol</b>	C NA	F NA	C NA

- Most common electricity source
- Main network
- Generator
- No source
- Solar alternative
- No information
- Fuel Prices (SYP)\*
- B** Butane (cannister)
- C** Coal (1kg)
- D** Diesel (1 litre)
- F** Firewood (1 tonne)
- NFI Prices (SYP)\*
- Cement (50kg)
- Floor mat (3\*4m)
- Plastic tarpaulin (1m<sup>2</sup>)
- Tent (5 persons)
- NA: not available for purchase

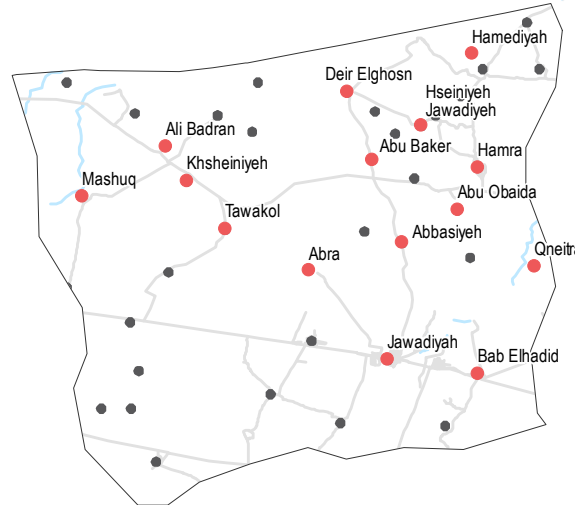
Community	Most common strategies used to cope with a lack of fuel
<b>Jawadiyah</b>	No lack of fuel
<b>Khsheniyyeh</b>	No lack of fuel
<b>Qneitra</b>	No lack of fuel
<b>Mashuq</b>	No lack of fuel
<b>Tawakol</b>	No lack of fuel

### WASH

- Most common water source**
- Water is safe to drink
  - Water tastes/smells bad
  - People sick after drinking
  - No information
- Sufficiency of available water to meet household needs**
- Sufficient
  - Insufficient
  - No information
- Most common method of garbage disposal**

- Jawadiyah**
- Network
  - Public free collection
- Khsheiniyeh**
- Closed well
  - Private paid collection
- Mashuq**
- Network
  - Private paid collection
- Qneitra**
- Network
  - Public free collection
- Tawakol**
- Network
  - Private paid collection

15/38 communities assessed (10 communities are shown on the previous two factsheets): Jawadiyah, Khsheiniyeh, Mashuq, Qneitra, Tawakol



### Education

- Status of primary schools in village**
- Functioning
  - Not functioning
  - Not available
  - No information
- Barriers to accessing education services**

- Mashuq**
- Most children accessed education
- Qneitra**
- Most children accessed education
- Jawadiyah**
- Most children accessed education
- Tawakol**
- Most children accessed education

- Khsheiniyeh**
- Most children accessed education

### Health

- Most common health problems**
- Most common barriers to accessing healthcare**

Community	Most common health problems	Most common barriers to accessing healthcare
Jawadiyah	Diarrhoea Acute respiratory infections	High cost of transportation Lack of transportation Services are too expensive
Khsheiniyeh	Diarrhoea Chronic diseases Maternal health issues	No facilities in the area Security concerns around travel Lack of transportation
Mashuq	Diarrhoea Chronic diseases Fever	No facilities in the area Lack of transportation Services are too expensive
Qneitra	Chronic diseases Pregnancy related diseases Acute respiratory infections	No facilities in the area Services are too expensive
Tawakol	Chronic diseases Acute respiratory infections Severe diseases affecting those aged less than 5	No facilities in the area Old age Disability/Injuries/Illness

### Food Security

- Jawadiyah**
- Bread: no info
  - Rice: 500 SYP
  - Lentils: 450 SYP
  - Sugar: 325 SYP
  - Cooking oil: 525 SYP
  - Private bakeries
  - No difficulties reported
  - 1 to 10
- Khsheiniyeh**
- Bread: no info
  - Rice: 450 SYP
  - Lentils: 500 SYP
  - Sugar: 300 SYP
  - Cooking oil: 475 SYP
  - Shops
  - No difficulties reported
  - Private bakeries unavailable
- Mashuq**
- Bread: no info
  - Rice: 500 SYP
  - Lentils: 650 SYP
  - Sugar: 300 SYP
  - Cooking oil: 400 SYP
  - Private bakeries
  - No difficulties reported
  - 0
- Qneitra**
- Bread: no info
  - Rice: no info
  - Lentils: no info
  - Sugar: no info
  - Cooking oil: no info
  - Private bakeries
  - No difficulties reported
  - 1 to 10
- Tawakol**
- Bread: no info
  - Rice: 450 SYP
  - Lentils: 250 SYP
  - Sugar: 300 SYP
  - Cooking oil: 600 SYP
  - Shops
  - No difficulties reported
  - 1 to 10

- Main challenges to obtaining food**
- No challenges
  - Some foods unavailable
  - Local production decreased
  - Lack of access to markets
  - Some foods expensive
  - Lack of resources to buy food
  - Lack of access to fuel
  - Cooking fuel unavailable
  - No information
- Bread (public): 1 pack  
Rice: 1kg  
Lentils: 1kg  
Sugar: 1kg  
Cooking oil: 1 litre
- Access to bread**
- Most common source of bread
  - Most common barriers to accessing bread
  - Number of days, per month, where bread from private bakeries was unavailable

# Qahtaniyyeh 1/2, Al Hasakeh Governorate

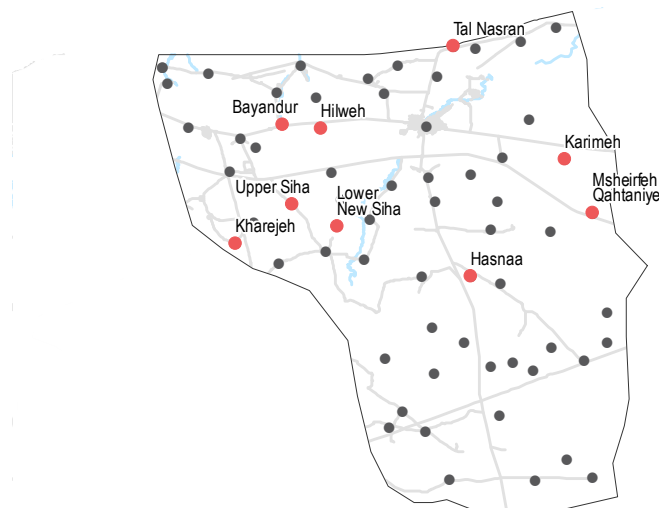
# December 2017

## Displacement

- % of pre-conflict population remaining
- % of population that are female
- % of female-headed households
- IDPs living in village
- New IDP arrivals
- Returnees

Community	% of pre-conflict population remaining	% of population that are female	% of female-headed households	IDPs living in village	New IDP arrivals	Returnees
<b>Bayandur</b>	26-50%	1-25%	1-25%	Yes	No info	Yes
<b>Hasnaa</b>	26-50%	26-50%	None	Yes	No info	No
<b>Hilweh</b>	51-75%	51-75%	1-25%	Yes	No info	No
<b>Karimeh</b>	51-75%	26-50%	1-25%	Yes	No info	No
<b>Kharejeh</b>	51-75%	26-50%	1-25%	Yes	No	No

9/60 communities assessed (4 communities are shown on the next factsheet): Bayandur, Hasnaa, Hilweh, Karimeh, Kharejeh



## Shelter

- Independent apartment or house
- Shared apartment or house
- Unfinished apartment or house
- Tent
- Private space not for shelter
- Cave/natural shelter
- Collective public space not for shelter
- No IDPs
- No information
- Min - Max: rent paid per room (where known)

Community	NDPs	IDPs
<b>Bayandur</b>		
<b>Hasnaa</b>		
<b>Hilweh</b>		
<b>Karimeh</b>		
<b>Kharejeh</b>		

## Livelihoods

- Most common sources of income
- Most common strategies used to cope with lack of income / resources

Community	Most common sources of income	Most common strategies used to cope with lack of income / resources
<b>Bayandur</b>	Stable employment Farm owning Remittances	Taking loans/buying on credit High risk/illegal work Reducing meal size
<b>Hasnaa</b>	Stable employment Daily employment Business/trade	Taking loans/buying on credit
<b>Hilweh</b>	Stable employment Remittances	No info
<b>Karimeh</b>	Stable employment Farm owning Remittances	No info
<b>Kharejeh</b>	Stable employment Business/trade Remittances	Children sent to work/beg

## NFIs

Community	B	C	D	F
<b>Bayandur</b>	B 2200 SYP	C NA	D NA	F NA
<b>Hasnaa</b>	B NA	C NA	D NA	F NA
<b>Hilweh</b>	B 1200 SYP	C NA	D NA	F NA
<b>Karimeh</b>	B 2350 SYP	C NA	D 75 SYP	F NA
<b>Kharejeh</b>	B NA	C NA	D NA	F NA

- Most common electricity source
  - Main network
  - Generator
  - No source
  - Solar alternative
  - No information
- Fuel Prices (SYP)\*
  - B** Butane (cannister)
  - C** Coal (1kg)
  - D** Diesel (1 litre)
  - F** Firewood (1 tonne)
- NFI Prices (SYP)\*
  - Cement (50kg)
  - Floor mat (3\*4m)
  - Plastic tarpaulin (1m<sup>2</sup>)
  - Tent (5 persons)
- NA: not available for purchase

Community	Most common strategies used to cope with a lack of fuel
<b>Bayandur</b>	Burning productive assets
<b>Hasnaa</b>	No lack of fuel
<b>Karimeh</b>	No lack of fuel
<b>Hilweh</b>	No lack of fuel
<b>Kharejeh</b>	No lack of fuel

# Qahtaniyyeh 1/2, Al Hasakeh Governorate

# December 2017

## WASH

- Most common water source**
- Status of water source**
- Water is safe to drink
  - Water tastes/smells bad
  - People sick after drinking
  - No information
- Sufficiency of available water to meet household needs**
- Sufficient
  - Insufficient
  - No information
- Most common method of garbage disposal**

### Bayandur

- Network
- Private paid collection

### Hasnaa

- Closed well
- Disposed at designated site

### Hilweh

- Network
- Public free collection

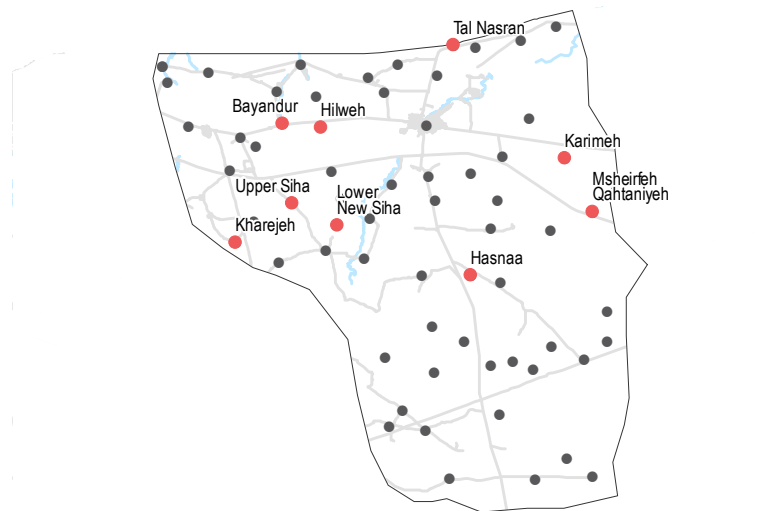
### Karimeh

- Network
- Public free collection

### Kharejeh

- Network
- Private paid collection

9/60 communities assessed (4 communities are shown on the next factsheet): Bayandur, Hasnaa, Hilweh, Karimeh, Kharejeh



## Education

- Status of primary schools in village**
- Functioning
  - Not functioning
  - Not available
  - No information
- Barriers to accessing education services**
- Bayandur: Most children accessed education
  - Hasnaa: Most children accessed education
  - Hilweh: Most children accessed education
  - Karimeh: Most children accessed education
  - Kharejeh: Most children accessed education

- Bayandur: Most children accessed education
- Hasnaa: Most children accessed education

## Health

	Most common health problems	Most common barriers to accessing healthcare
<b>Bayandur</b>	Diarrhoea Chronic diseases Maternal health issues	No facilities in the area Security concerns around travel Lack of transportation
<b>Hasnaa</b>	Diarrhoea Chronic diseases Fever	No facilities in the area High cost of transportation Services are too expensive
<b>Hilweh</b>	Chronic diseases Acute respiratory infections Severe diseases affecting those aged less than 5	No difficulties reported
<b>Karimeh</b>	Chronic diseases Maternal health issues Severe diseases affecting those aged less than 5	No facilities in the area High cost of transportation Services are too expensive
<b>Kharejeh</b>	Chronic diseases Acute respiratory infections Symptoms of psychological trauma	No facilities in the area High cost of transportation Services are too expensive

## Food Security

### Bayandur

- Bread: no info
- Rice: 500 SYP
- Lentils: 500 SYP
- Sugar: 300 SYP
- Cooking oil: 250 SYP
- Private bakeries
- No difficulties reported

### Hasnaa

- Bread: no info
- Rice: 450 SYP
- Lentils: 250 SYP
- Sugar: no info
- Cooking oil: 600 SYP
- Private bakeries
- No difficulties reported

### Hilweh

- Bread: no info
- Rice: 700 SYP
- Lentils: 375 SYP
- Sugar: 300 SYP
- Cooking oil: 500 SYP
- Private bakeries
- No difficulties reported

### Karimeh

- Bread: no info
- Rice: 525 SYP
- Lentils: 500 SYP
- Sugar: 300 SYP
- Cooking oil: 450 SYP
- Private bakeries
- Yeast not always available
- Flour not always available
- Insufficient electricity/fuel

### Kharejeh

- Bread: no info
- Rice: no info
- Lentils: no info
- Sugar: no info
- Cooking oil: no info
- Shops
- No difficulties reported
- Private bakeries unavailable

### Main challenges to obtaining food

- No challenges
- Some foods unavailable
- Local production decreased
- Lack of access to markets
- Some foods expensive
- Lack of resources to buy food
- Lack of access to fuel
- Cooking fuel unavailable
- No information

Bread (public): 1 pack  
Rice: 1kg  
Lentils: 1kg  
Sugar: 1kg  
Cooking oil: 1 litre

Access to bread

- Most common source of bread

- Most common barriers to accessing bread

- Number of days, per month, where bread from private bakeries was unavailable

# Qahtaniyyeh 2/2, Al Hasakeh Governorate

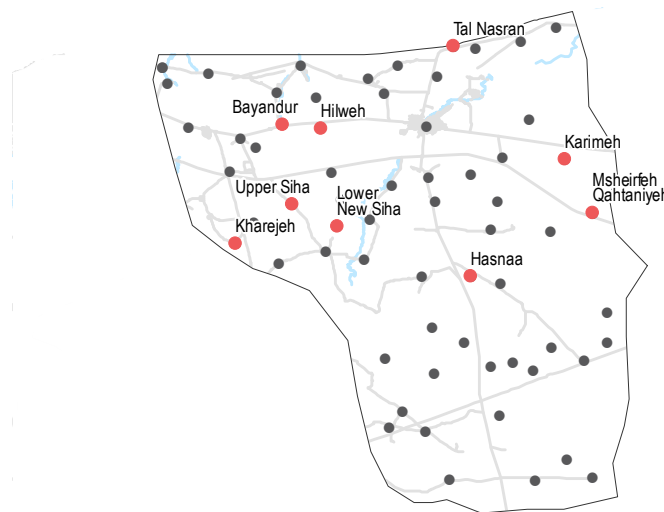
# December 2017

## Displacement

- % of pre-conflict population remaining
- % of population that are female
- % of female-headed households
- IDPs living in village
- New IDP arrivals
- Returnees

Lower New Siha		
51-75%	26-50%	1-25%
Yes	No info	No
Msheirfeh Qahtaniyyeh		
51-75%	26-50%	1-25%
Yes	No info	No
Tal Nasran		
26-50%	26-50%	1-25%
Yes	No info	No
Upper Siha		
51-75%	26-50%	1-25%
Yes	No info	No

• 9/60 communities assessed (5 communities are shown on the previous factsheet): Lower New Siha, Msheirfeh Qahtaniyyeh, Tal Nasran, Upper Siha



## Shelter

- Independent apartment or house
- Shared apartment or house
- Unfinished apartment or house
- Tent
- Private space not for shelter
- Cave/natural shelter
- Collective public space not for shelter
- No IDPs
- No information
- Min - Max: rent paid per room (where known)

Lower New Siha		Upper Siha	
NDPs	IDPs	NDPs	IDPs
No info		No info	
Msheirfeh Qahtaniyyeh			
NDPs	IDPs		
No info			
Tal Nasran			
NDPs	IDPs		
No info			

## Livelihoods

- Most common sources of income
- Most common strategies used to cope with lack of income / resources

Sub-district	Most common sources of income	Most common strategies used to cope with lack of income / resources
Lower New Siha	Stable employment Daily employment Remittances	Taking loans/buying on credit Borrowing from family/friends
Msheirfeh Qahtaniyyeh	Stable employment Business/trade Remittances	Children sent to work/beg Borrowing from family/friends Skipping meals
Tal Nasran	Daily employment Farm owning Remittances	Taking loans/buying on credit Borrowing from family/friends
Upper Siha	Stable employment Daily employment Remittances	No info

## NFIs

Sub-district	Lightbulb icon	Generator icon	Lightbulb icon	Generator icon
Lower New Siha	B 2300 SYP	NA	B 2300 SYP	NA
	C NA	NA	C NA	NA
	D NA	NA	D NA	NA
	F NA	NA	F NA	NA
Msheirfeh Qahtaniyyeh	B 2500 SYP	NA	B 2500 SYP	NA
	C NA	NA	C NA	NA
	D 45 SYP	NA	D 45 SYP	NA
	F NA	NA	F NA	NA
Tal Nasran	B NA	NA	B NA	NA
	C NA	NA	C NA	NA
	D NA	NA	D NA	NA
	F NA	NA	F NA	NA

- Most common electricity source
- Main network
  - Generator
  - No source
  - Solar alternative
  - No information
- Fuel Prices (SYP)\*
- B** Butane (cannister)
  - C** Coal (1kg)
  - D** Diesel (1 litre)
  - F** Firewood (1 tonne)
- NFI Prices (SYP)\*
- Cement (50kg)
  - Floor mat (3\*4m)
  - Plastic tarpaulin (1m<sup>2</sup>)
  - Tent (5 persons)
- NA: not available for purchase

Sub-district	Flame icon	Flame icon
Lower New Siha	No lack of fuel	Most common strategies used to cope with a lack of fuel
Msheirfeh Qahtaniyyeh	Burning furniture in use Burning waste	
Upper Siha	No lack of fuel	
Tal Nasran	No lack of fuel	

# Qahtaniyyeh 2/2, Al Hasakeh Governorate

# December 2017

## WASH

- Most common water source**
- Water is safe to drink
  - Water tastes/smells bad
  - People sick after drinking
  - No information
- Sufficiency of available water to meet household needs**
- Sufficient
  - Insufficient
  - No information
- Most common method of garbage disposal**

### Lower New Siha

- Network
- Public free collection

### Msheirfeh Qahtaniyyeh

- Network
- Private paid collection

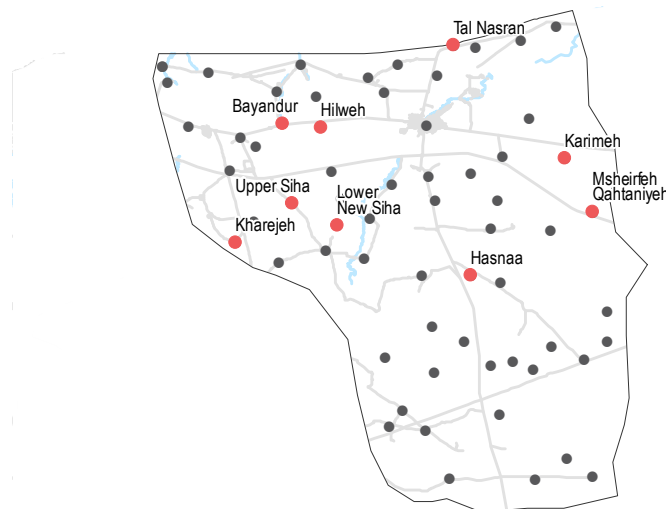
### Tal Nasran

- Network
- Disposed at designated site

### Upper Siha

- Network
- Public free collection

9/60 communities assessed (5 communities are shown on the previous factsheet): Lower New Siha, Msheirfeh Qahtaniyyeh, Tal Nasran, Upper Siha



## Food Security

### Lower New Siha

- Bread: no info
- Rice: 550 SYP
- Lentils: 600 SYP
- Sugar: 360 SYP
- Cooking oil: 500 SYP
- Shops
- No difficulties reported
- Private bakeries unavailable

### Msheirfeh Qahtaniyyeh

- Bread: no info
- Rice: 650 SYP
- Lentils: 450 SYP
- Sugar: 285 SYP
- Cooking oil: 600 SYP
- Private bakeries
- High price of flour
- Flour not always available
- Insufficient electricity/fuel
- 11 to 20

### Tal Nasran

- Bread: no info
- Rice: no info
- Lentils: no info
- Sugar: no info
- Cooking oil: no info
- Shops
- No difficulties reported
- Private bakeries unavailable

### Upper Siha

- Bread: no info
- Rice: 600 SYP
- Lentils: 600 SYP
- Sugar: 350 SYP
- Cooking oil: 550 SYP
- Private bakeries
- No difficulties reported
- 0

### Main challenges to obtaining food

- No challenges
- Some foods unavailable
- Local production decreased
- Lack of access to markets
- Some foods expensive
- Lack of resources to buy food
- Lack of access to fuel
- Cooking fuel unavailable
- No information

Bread (public): 1 pack  
Rice: 1kg  
Lentils: 1kg  
Sugar: 1kg  
Cooking oil: 1 litre

### Access to bread

- Most common source of bread
- Most common barriers to accessing bread
- Number of days, per month, where bread from private bakeries was unavailable

## Education

- Status of primary schools in village**
- Functioning
  - Not functioning
  - Not available
  - No information
- Barriers to accessing education services**

### Tal Nasran

Most children accessed education

### Upper Siha

Most children accessed education

### Lower New Siha

Most children accessed education

### Msheirfeh Qahtaniyyeh

Most children accessed education

## Health

### Most common health problems

- Disabilities
- Chronic diseases
- Symptoms of psychological trauma

### Most common barriers to accessing healthcare

No facilities in the area

### Lower New Siha

- Chronic diseases
- Maternal health issues
- Acute respiratory infections

No facilities in the area  
Security concerns around travel  
Services are too expensive

### Msheirfeh Qahtaniyyeh

- Chronic diseases
- Acute respiratory infections

No facilities in the area

### Tal Nasran

- Chronic diseases
- Acute respiratory infections
- Severe diseases affecting those aged less than 5

No facilities in the area

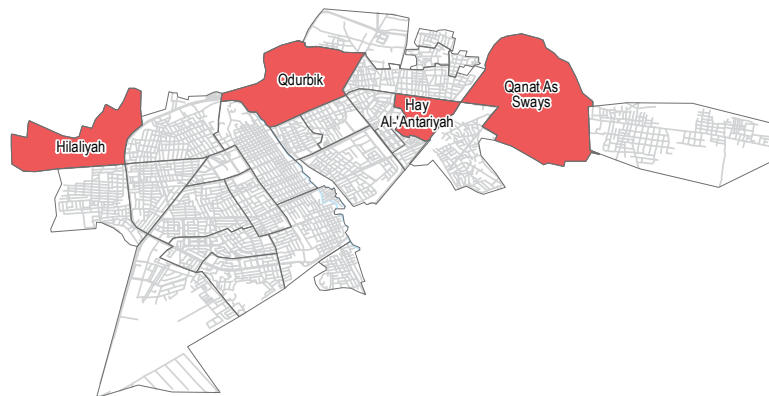
### Upper Siha

### Displacement

- % of pre-conflict population remaining
- % of population that are female
- % of female-headed households
- IDPs living in village
- New IDP arrivals
- Returnees

Hay Al-'Antariyah		
51-75%	51-75%	26-50%
Yes	No	No
Hilaliyah		
51-75%	26-50%	1-25%
Yes	No	Yes
Qanat As Sways		
76-100%	26-50%	1-25%
Yes	No	No
Qdurbik		
76-100%	26-50%	1-25%
Yes	Yes	No

• 4/25 neighbourhoods assessed : Hay Al-'Antariyah, Hilaliyah, Qanat As Sways, Qdurbik



### Shelter

- Independent apartment or house
- Shared apartment or house
- Unfinished apartment or house
- Tent
- Private space not for shelter
- Cave/natural shelter
- Collective public space not for shelter
- No IDPs
- No information
- Min - Max: rent paid per room (where known)

Hay Al-'Antariyah		Qdurbik	
NDPs	IDPs	NDPs	IDPs
7000 - 7500 SYP		5000 - 6000 SYP	
Hilaliyah			
NDPs	IDPs		
2000 - 2500 SYP			
Qanat As Sways			
NDPs	IDPs		
10000 - 15000 SYP			

### Livelihoods

Most common sources of income

Most common strategies used to cope with lack of income / resources

Neighbourhood	Most common sources of income	Most common strategies used to cope with lack of income / resources
Hay Al-'Antariyah	Stable employment Business/trade Remittances	Children sent to work/beg Borrowing from family/friends Skipping meals
Hilaliyah	Stable employment Daily employment Remittances	No info
Qanat As Sways	Stable employment Farm owning Support from family/friends	No info
Qdurbik	Stable employment Farm owning Remittances	High risk/illegal work Skipping meals Reducing meal size

### NFIs

Hay Al-'Antariyah		Qdurbik	
B 2200 SYP	2300 SYP	B 1200 SYP	2400 SYP
C 1000 SYP	300 SYP	C NA	8500 SYP
D 40 SYP	2000 SYP	D 100 SYP	NA
F 25000 SYP	40000 SYP	F 30000 SYP	25000 SYP

### Hilaliyah

B 2100 SYP	2300 SYP
C 750 SYP	1300 SYP
D 40 SYP	700 SYP
F NA	NA

### Qanat As Sways

B 2000 SYP	NA
C 200 SYP	4000 SYP
D 35 SYP	NA
F NA	NA

- Most common electricity source
- Main network
  - Generator
  - No source
  - Solar alternative
  - No information

Fuel Prices (SYP)\*

- B** Butane (cannister)
- C** Coal (1kg)
- D** Diesel (1 litre)
- F** Firewood (1 tonne)

NFI Prices (SYP)\*

- Cement (50kg)
- Floor mat (3\*4m)
- Plastic tarpaulin (1m<sup>2</sup>)
- Tent (5 persons)

NA: not available for purchase

### Hay Al-'Antariyah

Burning furniture in use  
 Burning productive assets  
 Burning plastic

### Hilaliyah

No lack of fuel

### Qdurbik

No lack of fuel

### Qanat As Sways

No lack of fuel

Most common strategies used to cope with a lack of fuel

### WASH

- Most common water source**
- Status of water source**
- Water is safe to drink
  - Water tastes/smells bad
  - People sick after drinking
  - No information
- Sufficiency of available water to meet household needs**
- Sufficient
  - Insufficient
  - No information
- Most common method of garbage disposal**

#### Hay Al-'Antariyah

- Network
- Private paid collection

#### Hilaliyah

- Network
- Public free collection

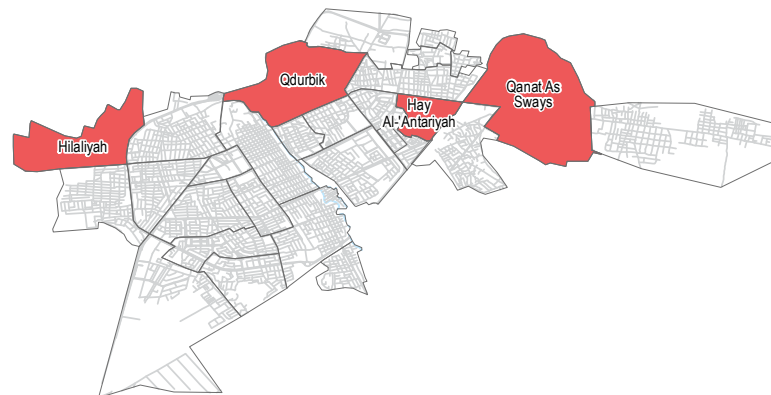
#### Qanat As Sways

- Network
- Private paid collection

#### Qdurbik

- Network
- Private paid collection

4/25 neighbourhoods assessed : Hay Al-'Antariyah, Hilaliyah, Qanat As Sways, Qdurbik,



### Food Security

#### Hay Al-'Antariyah

- Shops
- Bread: no info
- Rice: 575 SYP
- Lentils: 325 SYP
- Sugar: 325 SYP
- Cooking oil: 500 SYP
- No difficulties reported
- 1 to 10

#### Hilaliyah

- Private bakeries
- Bread: no info
- Rice: 550 SYP
- Lentils: 300 SYP
- Sugar: 350 SYP
- Cooking oil: 500 SYP
- No difficulties reported
- 0

#### Qanat As Sways

- Public bakeries
- Bread: 100 SYP
- Rice: 600 SYP
- Lentils: 525 SYP
- Sugar: 310 SYP
- Cooking oil: 635 SYP
- No difficulties reported
- 0

#### Qdurbik

- Public bakeries
- Bread: 100 SYP
- Rice: 400 SYP
- Lentils: 400 SYP
- Sugar: 450 SYP
- Cooking oil: 750 SYP
- No difficulties reported
- 0

Main challenges to obtaining food

- No challenges
- Some foods unavailable
- Local production decreased
- Lack of access to markets
- Some foods expensive
- Lack of resources to buy food
- Lack of access to fuel
- Cooking fuel unavailable
- No information

Bread (public): 1 pack  
 Rice: 1kg  
 Lentils: 1kg  
 Sugar: 1kg  
 Cooking oil: 1 litre

Access to bread

- Most common source of bread

- Most common barriers to accessing bread

- Number of days, per month, where bread from private bakeries was unavailable

### Education

- Status of primary schools in village**
- Functioning
  - Not functioning
  - Not available
  - No information
- Barriers to accessing education services**
- Hay Al-'Antariyah
  - Most children accessed education

#### Qanat As Sways

Most children accessed education

#### Qdurbik

Most children accessed education

#### Hilaliyah

Most children accessed education

### Health

Most common health problems

Most common barriers to accessing healthcare

#### Hay Al-'Antariyah

Chronic diseases  
 Maternal health issues  
 Symptoms of psychological trauma

High cost of transportation  
 Old age  
 Services are too expensive

#### Hilaliyah

Diarrhoea  
 Chronic diseases  
 Acute respiratory infections

Lack of transportation  
 Family not permitting travel  
 Services are too expensive

#### Qanat As Sways

Diarrhoea  
 Chronic diseases  
 Maternal health issues

No facilities in the area  
 Services are too expensive

#### Qdurbik

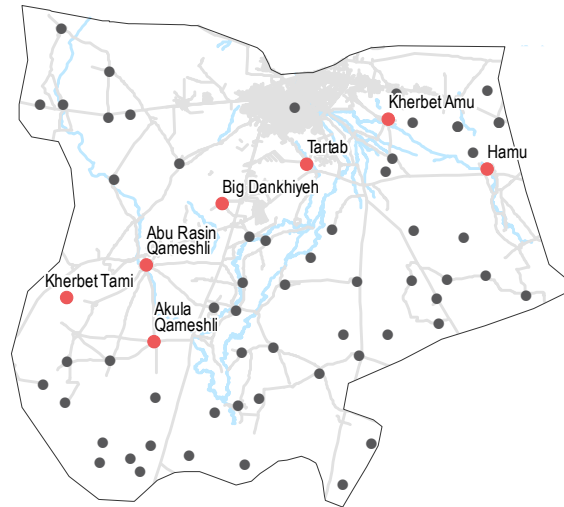
Diarrhoea  
 Acute respiratory infections  
 Fever

No facilities in the area  
 Old age

### Displacement

% of pre-conflict population remaining	1-25%	1-25%	1-25%
% of population that are female	Yes	No info	No
% of female-headed households	26-50%	1-25%	1-25%
IDPs living in village	Yes	No info	No
New IDP arrivals	Yes	No	No
Returnees	Yes	No info	No

• 7/60 communities assessed (3 communities are shown on the next factsheet): Abu Rasin Qameshli, Akula Qameshli, Big Dankhiyeh, Hamu



### NFIs

<b>Abu Rasin Qameshli</b>	<b>Hamu</b>
<b>B</b> 2200 SYP  NA	<b>B</b> 2500 SYP  NA
<b>C</b> NA  NA	<b>C</b> NA  NA
<b>D</b> NA  NA	<b>D</b> 150 SYP  NA
<b>F</b> NA  NA	<b>F</b> NA  NA
<b>Akula Qameshli</b>	
<b>B</b> 2000 SYP  NA	
<b>C</b> NA  NA	
<b>D</b> NA  NA	
<b>F</b> NA  NA	
<b>Big Dankhiyeh</b>	
<b>B</b> 2100 SYP  2500 SYP	
<b>C</b> NA  NA	
<b>D</b> 40 SYP  NA	
<b>F</b> NA  NA	

Most common electricity source

- Main network
- Generator
- No source
- Solar alternative
- No information

Fuel Prices (SYP)\*

- B** Butane (cannister)
- C** Coal (1kg)
- D** Diesel (1 litre)
- F** Firewood (1 tonne)

NFI Prices (SYP)\*

- Cement (50kg)
- Floor mat (3\*4m)
- Plastic tarpaulin (1m²)
- Tent (5 persons)

NA: not available for purchase

### Shelter

Most common shelter	<b>Abu Rasin Qameshli</b>	<b>Hamu</b>
Independent apartment or house	NDPs  IDPs	NDPs  IDPs
Shared apartment or house	No info	No info
Unfinished apartment or house		
Tent		
Private space not for shelter	<b>Akula Qameshli</b>	
Cave/natural shelter	NDPs  IDPs	
Collective public space not for shelter	No info	
No IDPs	<b>Big Dankhiyeh</b>	
No information	NDPs  IDPs	
Min - Max: rent paid per room (where known)	No info	

### Livelihoods

	Most common sources of income	Most common strategies used to cope with lack of income / resources
<b>Abu Rasin Qameshli</b>	Stable employment Farm owning Business/trade	Skipping meals Reducing meal size
<b>Akula Qameshli</b>	Stable employment Farm owning Remittances	Skipping meals Reducing meal size
<b>Big Dankhiyeh</b>	Stable employment Sale of household assets Support from family/friends	Children sent to work/beg Borrowing from family/friends Selling household assets
<b>Hamu</b>	Stable employment High risk/illegal work	High risk/illegal work Reducing meal size

**Abu Rasin Qameshli**  
Burning productive assets

**Akula Qameshli**  
Burning furniture in use  
Burning productive assets

**Big Dankhiyeh**  
Burning furniture not in use  
Burning productive assets  
Burning clothes

Most common strategies used to cope with a lack of fuel

**Hamu**  
No lack of fuel

### WASH

- Most common water source**
- Status of water source**
- Water is safe to drink
  - Water tastes/smells bad
  - People sick after drinking
  - No information
- Sufficiency of available water to meet household needs**
- Sufficient
  - Insufficient
  - No information
- Most common method of garbage disposal**

#### Abu Rasin Qameshli

- Closed well
- Public free collection

#### Akula Qameshli

- Closed well
- Public free collection

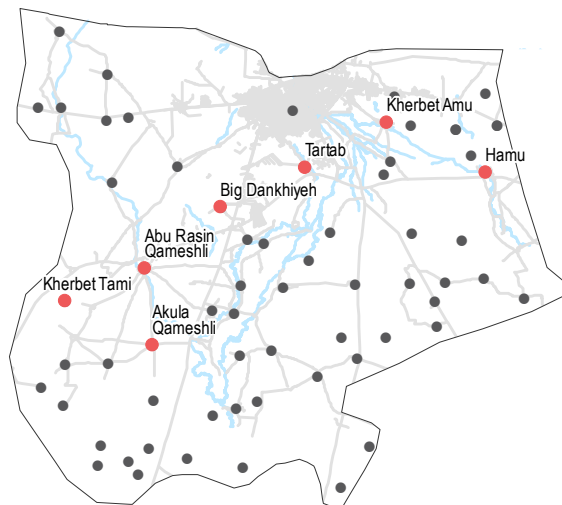
#### Big Dankhiyeh

- Closed well
- Buried / burned

#### Hamu

- Open well
- Private paid collection

7/60 communities assessed (3 communities are shown on the next factsheet): Abu Rasin Qameshli, Akula Qameshli, Big Dankhiyeh, Hamu



### Education

- Status of primary schools in village**
- Functioning
  - Not functioning
  - Not available
  - No information
- Barriers to accessing education services**
- Abu Rasin Qameshli: Most children accessed education
  - Akula Qameshli: Services not accessible

#### Big Dankhiyeh

- Lack of school supplies
- Services are not accessible
- Unsafe route to services

#### Hamu

- Most children accessed education

### Health

#### Most common health problems

- Communicable diseases
- Chronic diseases
- Fever

#### Most common barriers to accessing healthcare

- Disability/Injuries/Illness
- Services are too expensive

#### Abu Rasin Qameshli

- Diarrhoea
- Malnutrition
- Severe diseases affecting those aged less than 5

- No facilities in the area
- High cost of transportation
- Security concerns around entering facilities

#### Akula Qameshli

- Chronic diseases
- Injuries
- Malnutrition

- No facilities in the area
- High cost of transportation
- Services are too expensive

#### Big Dankhiyeh

#### Hamu

- Disabilities
- Maternal health issues
- Acute respiratory infections

- No facilities in the area
- Old age

### Food Security

#### Abu Rasin Qameshli

- Private bakeries
- No difficulties reported
- Bread: no info
- Rice: 500 SYP
- Lentils: 500 SYP
- Sugar: 300 SYP
- Cooking oil: 600 SYP
- 11 to 20

#### Akula Qameshli

- Private bakeries
- High price of wheat
- Flour not always available
- Insufficient electricity/fuel
- Bread: no info
- Rice: 400 SYP
- Lentils: 250 SYP
- Sugar: 300 SYP
- Cooking oil: 900 SYP
- 1 to 10

#### Big Dankhiyeh

- Shops
- No difficulties reported
- Private bakeries unavailable
- Bread: no info
- Rice: 500 SYP
- Lentils: no info
- Sugar: 450 SYP
- Cooking oil: 300 SYP

#### Hamu

- Public bakeries
- No difficulties reported
- 21 or more
- Bread: 50 SYP
- Rice: 500 SYP
- Lentils: 350 SYP
- Sugar: 400 SYP
- Cooking oil: 1000 SYP

#### Main challenges to obtaining food

- No challenges
- Some foods unavailable
- Local production decreased
- Lack of access to markets
- Some foods expensive
- Lack of resources to buy food
- Lack of access to fuel
- Cooking fuel unavailable
- No information

- Bread (public): 1 pack
- Rice: 1kg
- Lentils: 1kg
- Sugar: 1kg
- Cooking oil: 1 litre

#### Access to bread

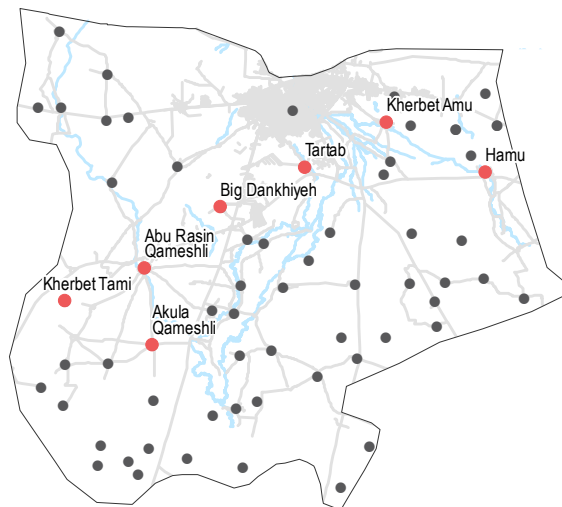
- Most common source of bread
- Most common barriers to accessing bread
- Number of days, per month, where bread from private bakeries was unavailable

### Displacement

- % of pre-conflict population remaining
- % of population that are female
- % of female-headed households
- IDPs living in village
- New IDP arrivals
- Returnees

Kherbet Amu		
76-100%	26-50%	1-25%
Yes	No info	No
Kherbet Tami		
26-50%	26-50%	None
Yes	No info	No
Tartab		
26-50%	1-25%	1-25%
Yes	No info	No

• 7/60 communities assessed (4 communities are shown on the previous factsheet): Kherbet Amu, Kherbet Tami, Tartab



### Shelter

- Independent apartment or house
- Shared apartment or house
- Unfinished apartment or house
- Tent
- Private space not for shelter
- Cave/natural shelter
- Collective public space not for shelter
- No IDPs
- No information
- Min - Max: rent paid per room (where known)

Kherbet Amu	
NDPs	IDPs
No info	
Kherbet Tami	
NDPs	IDPs
No info	
Tartab	
NDPs	IDPs
No info	

### Livelihoods

Most common sources of income

Most common strategies used to cope with lack of income / resources

Community	Most common sources of income	Most common strategies used to cope with lack of income / resources
<b>Kherbet Amu</b>	Stable employment Daily employment Farm owning	Borrowing from family/friends Skipping meals Reducing meal size
<b>Kherbet Tami</b>	Farm owning Business/trade Remittances	No info
<b>Tartab</b>	Stable employment Farm owning	Borrowing from family/friends

### NFIs

#### Kherbet Amu

<b>B</b> 2300 SYP	3100 SYP
<b>C</b> 490 SYP	NA
<b>D</b> 40 SYP	NA
<b>F</b> NA	NA

#### Kherbet Tami

<b>B</b> 2200 SYP	NA
<b>C</b> NA	NA
<b>D</b> 40 SYP	NA
<b>F</b> NA	NA

#### Tartab

<b>B</b> 2400 SYP	3700 SYP
<b>C</b> 500 SYP	NA
<b>D</b> 125 SYP	850 SYP
<b>F</b> 60000 SYP	NA

#### Kherbet Amu

No lack of fuel

#### Kherbet Tami

Burning furniture in use  
Burning productive assets  
Burning clothes

#### Tartab

No lack of fuel

Most common electricity source

- Main network
- Generator
- No source
- Solar alternative
- No information

Fuel Prices (SYP)\*

- B** Butane (cannister)
- C** Coal (1kg)
- D** Diesel (1 litre)
- F** Firewood (1 tonne)

NFI Prices (SYP)\*

- Cement (50kg)
- Floor mat (3\*4m)
- Plastic tarpaulin (1m<sup>2</sup>)
- Tent (5 persons)

NA: not available for purchase

Most common strategies used to cope with a lack of fuel

### WASH

- Most common water source**
- Water is safe to drink
  - Water tastes/smells bad
  - People sick after drinking
  - No information
- Sufficiency of available water to meet household needs**
- Sufficient
  - Insufficient
  - No information
- Most common method of garbage disposal**

#### Kherbet Amu

- Network
- Public free collection

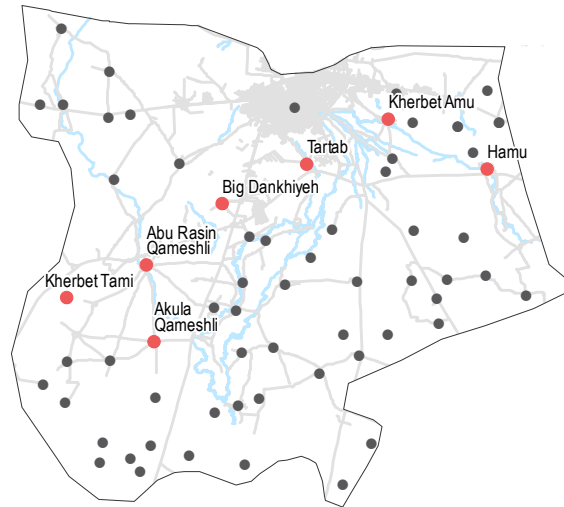
#### Kherbet Tami

- Closed well
- Disposed at designated site

#### Tartab

- Network
- Private paid collection

7/60 communities assessed (4 communities are shown on the previous factsheet): Kherbet Amu, Kherbet Tami, Tartab



### Food Security

#### Kherbet Amu

- Bread: no info
- Rice: 500 SYP
- Lentils: 500 SYP
- Sugar: 350 SYP
- Cooking oil: 800 SYP
- Shops
- Yeast not always available
- Flour not always available
- Insufficient electricity/fuel
- Private bakeries unavailable

#### Kherbet Tami

- Bread: no info
- Rice: 500 SYP
- Lentils: 400 SYP
- Sugar: 500 SYP
- Cooking oil: 500 SYP
- Homemade
- No difficulties reported
- Private bakeries unavailable

#### Tartab

- Bread: no info
- Rice: 600 SYP
- Lentils: 600 SYP
- Sugar: 550 SYP
- Cooking oil: 500 SYP
- Shops
- No difficulties reported
- Private bakeries unavailable

#### Main challenges to obtaining food

- No challenges
- Some foods unavailable
- Local production decreased
- Lack of access to markets
- Some foods expensive
- Lack of resources to buy food
- Lack of access to fuel
- Cooking fuel unavailable
- No information

- Bread (public): 1 pack
- Rice: 1kg
- Lentils: 1kg
- Sugar: 1kg
- Cooking oil: 1 litre

- Access to bread
- Most common source of bread
- Most common barriers to accessing bread
- Number of days, per month, where bread from private bakeries was unavailable

### Education

- Status of primary schools in village**
- Functioning
  - Not functioning
  - Not available
  - No information
- Barriers to accessing education services**
- Kherbet Amu
  - Most children accessed education

#### Tartab

Most children accessed education

#### Kherbet Tami

Most children accessed education in nearby communities

### Health

#### Most common health problems

#### Most common barriers to accessing healthcare

#### Kherbet Amu

- Chronic diseases
- Acute respiratory infections
- Severe diseases affecting those aged less than 5

- No facilities in the area
- Old age
- Disability/Injuries/Illness

#### Kherbet Tami

- Acute respiratory infections
- Severe diseases affecting those aged less than 5
- Symptoms of psychological trauma

- No facilities in the area
- Security concerns around travel
- High cost of transportation

#### Tartab

- Diarrhoea
- Maternal health issues
- Severe diseases affecting those aged less than 5

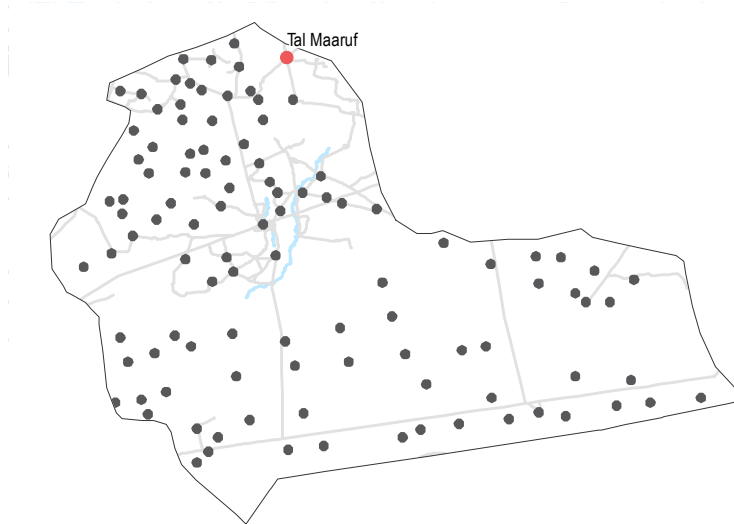
- No facilities in the area
- Old age

### Displacement

- % of pre-conflict population remaining
- % of population that are female
- % of female-headed households
- IDPs living in village
- New IDP arrivals
- Returnees

**Tal Maaruf**  
 76-100% 26-50% 1-25%  
 Yes No No

• 1/98 community assessed : Tal Maaruf



### NFIs

**Tal Maaruf**

**B** 2500 SYP 2800 SYP  
**C** NA NA  
**D** NA NA  
**F** NA NA

- Most common electricity source
- Main network
  - Generator
  - No source
  - Solar alternative
  - No information
- Fuel Prices (SYP)\*
- B** Butane (cannister)
  - C** Coal (1kg)
  - D** Diesel (1 litre)
  - F** Firewood (1 tonne)
- NFI Prices (SYP)\*
- Cement (50kg)
  - Floor mat (3\*4m)
  - Plastic tarpaulin (1m<sup>2</sup>)
  - Tent (5 persons)
- NA: not available for purchase

### Shelter

- Most common shelter
- Independent apartment or house
  - Shared apartment or house
  - Unfinished apartment or house
  - Tent
  - Private space not for shelter
  - Cave/natural shelter
  - Collective public space not for shelter
  - No IDPs
  - No information
- Min - Max: rent paid per room (where known)

**Tal Maaruf**  
 NDPs IDPs  
  
 1500 - 2000 SYP

### Livelihoods

Most common sources of income  
 Tal Maaruf  
 Stable employment  
 Remittances

Most common strategies used to cope with lack of income / resources  
 Adults begging  
 Taking loans/buying on credit  
 Borrowing from family/friends

**Tal Maaruf**  
 No lack of fuel

Most common strategies used to cope with a lack of fuel

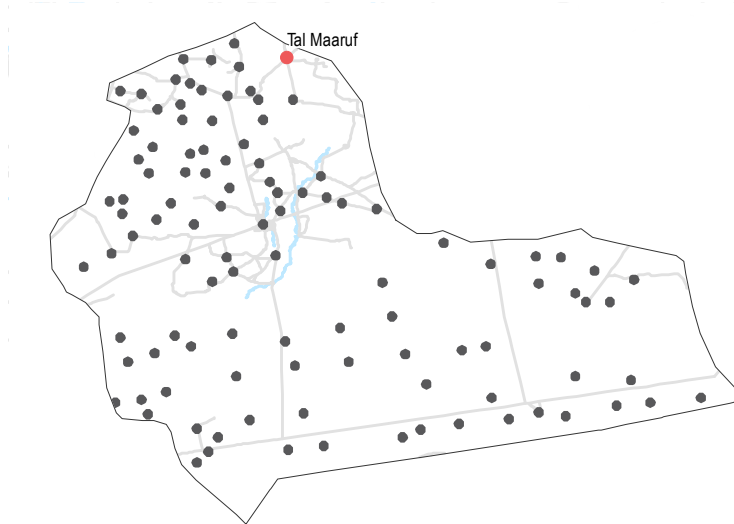
**WASH**

- Most common water source
- Status of water source
- Water is safe to drink
  - Water tastes/smells bad
  - People sick after drinking
  - No information
- Sufficiency of available water to meet household needs
- Sufficient
  - Insufficient
  - No information
- Most common method of garbage disposal
- Private paid collection

**Tal Maaruf**

- Network
- Private paid collection

• 1/98 community assessed : Tal Maaruf



**Food Security**

**Tal Maaruf**

- Bread: 75 SYP
- Rice: 350 SYP
- Lentils: 250 SYP
- Sugar: 200 SYP
- Cooking oil: 200 SYP

- Private bakeries
- No difficulties reported
- 1 to 10

Main challenges to obtaining food

- No challenges
- Some foods unavailable
- Local production decreased
- Lack of access to markets
- Some foods expensive
- Lack of resources to buy food
- Lack of access to fuel
- Cooking fuel unavailable
- No information

Bread (public): 1 pack  
 Rice: 1kg  
 Lentils: 1 kg  
 Sugar: 1kg  
 Cooking oil: 1 litre

- Access to bread
- Most common source of bread
  - Most common barriers to accessing bread
  - Number of days, per month, where bread from private bakeries was unavailable

**Education**

- Status of primary schools in village
- Functioning
  - Not functioning
  - Not available
  - No information
- Barriers to accessing education services

**Tal Maaruf**  
 Most children accessed education

**Health**

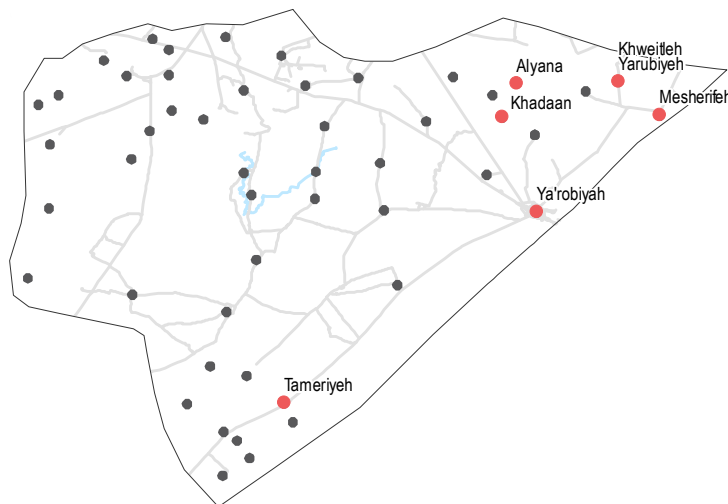
- Tal Maaruf**
- Most common health problems
    - Chronic diseases
    - Maternal health issues
    - Symptoms of psychological trauma
  - Most common barriers to accessing healthcare
    - High cost of transportation
    - Services are too expensive

### Displacement

- % of pre-conflict population remaining
- % of population that are female
- % of female-headed households
- IDPs living in village
- New IDP arrivals
- Returnees

Alyana		
76-100%	51-75%	1-25%
Yes	No info	No
Khadaan		
76-100%	26-50%	1-25%
Yes	No info	No
Khweitleh Yarubiyeh		
76-100%	51-75%	1-25%
Yes	No info	No

• 6/46 communities assessed (3 communities are shown on the next factsheet): Alyana, Khadaan, Khweitleh Yarubiyeh



### Shelter

- Independent apartment or house
- Shared apartment or house
- Unfinished apartment or house
- Tent
- Private space not for shelter
- Cave/natural shelter
- Collective public space not for shelter
- No IDPs
- No information
- Min - Max: rent paid per room (where known)

Alyana	
NDPs	IDPs
No info	
Khadaan	
NDPs	IDPs
No info	
Khweitleh Yarubiyeh	
NDPs	IDPs
No info	

### Livelihoods

Most common sources of income

Most common strategies used to cope with lack of income / resources

Community	Most common sources of income	Most common strategies used to cope with lack of income / resources
Alyana	Farm owning Business/trade Remittances	Children sent to work/beg Borrowing from family/friends Reducing meal size
Khadaan	Stable employment High risk/illegal work	No info
Khweitleh Yarubiyeh	Stable employment Farm owning Business/trade	Children sent to work/beg Borrowing from family/friends Skipping meals

### NFIs

#### Alyana

<b>B</b> 2500 SYP	NA
<b>C</b> NA	NA
<b>D</b> 100 SYP	NA
<b>F</b> NA	NA

#### Khadaan

<b>B</b> 2500 SYP	NA
<b>C</b> NA	5500 SYP
<b>D</b> 65 SYP	NA
<b>F</b> NA	NA

#### Khweitleh Yarubiyeh

<b>B</b> 3500 SYP	NA
<b>C</b> NA	NA
<b>D</b> 100 SYP	NA
<b>F</b> NA	NA

#### Alyana

No lack of fuel

#### Khadaan

No lack of fuel

#### Khweitleh Yarubiyeh

Burning productive assets  
Burning plastic  
Burning waste

Most common electricity source

- Main network
- Generator
- No source
- Solar alternative
- No information

Fuel Prices (SYP)\*

- B** Butane (cannister)
- C** Coal (1kg)
- D** Diesel (1 litre)
- F** Firewood (1 tonne)

NFI Prices (SYP)\*

- Cement (50kg)
- Floor mat (3\*4m)
- Plastic tarpaulin (1m<sup>2</sup>)
- Tent (5 persons)

NA: not available for purchase

Most common strategies used to cope with a lack of fuel

### WASH

- Most common water source**
- Water is safe to drink
  - Water tastes/smells bad
  - People sick after drinking
  - No information
- Sufficiency of available water to meet household needs**
- Sufficient
  - Insufficient
  - No information
- Most common method of garbage disposal**
- Private paid collection
  - Disposed at designated site
  - Buried / burned

#### Alyana

- Network
- Private paid collection

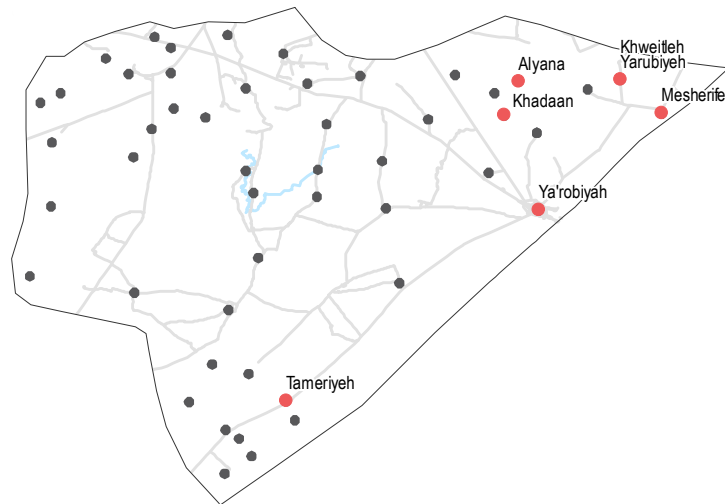
#### Khadaan

- Network
- Disposed at designated site

#### Khweitleh Yarubiyeh

- Closed well
- Buried / burned

6/46 communities assessed (3 communities are shown on the next factsheet): Alyana, Khadaan, Khweitleh Yarubiyeh



### Education

- Status of primary schools in village**
- Functioning
  - Not functioning
  - Not available
  - No information
- Barriers to accessing education services**
- Alyana: Most children accessed education
  - Khadaan: Services are too far

- Khweitleh Yarubiyeh: Most children accessed education

### Health

	Most common health problems	Most common barriers to accessing healthcare
<b>Alyana</b>	Pregnancy related diseases Acute respiratory infections Severe diseases affecting those aged less than 5	No facilities in the area Services are too expensive
<b>Khadaan</b>	Chronic diseases Severe diseases affecting those aged less than 5	No facilities in the area
<b>Khweitleh Yarubiyeh</b>	Diarrhoea Pregnancy related diseases Malnutrition	No facilities in the area High cost of transportation Services are too expensive

### Food Security

#### Alyana

- Shops
  - No difficulties reported
  - Private bakeries unavailable
- Bread: no info  
 Rice: 400 SYP  
 Lentils: 225 SYP  
 Sugar: 450 SYP  
 Cooking oil: 550 SYP

#### Khadaan

- Shops
  - No difficulties reported
  - Private bakeries unavailable
- Bread: no info  
 Rice: 400 SYP  
 Lentils: 350 SYP  
 Sugar: 500 SYP  
 Cooking oil: 650 SYP

#### Khweitleh Yarubiyeh

- Homemade
  - No difficulties reported
  - Private bakeries unavailable
- Bread: no info  
 Rice: 550 SYP  
 Lentils: 250 SYP  
 Sugar: 525 SYP  
 Cooking oil: 660 SYP

#### Main challenges to obtaining food

- No challenges
- Some foods unavailable
- Local production decreased
- Lack of access to markets
- Some foods expensive
- Lack of resources to buy food
- Lack of access to fuel
- Cooking fuel unavailable
- No information
- Bread (public): 1 pack
- Rice: 1kg
- Lentils: 1kg
- Sugar: 1kg
- Cooking oil: 1 litre
- Access to bread
- Most common source of bread
- Most common barriers to accessing bread
- Number of days, per month, where bread from private bakeries was unavailable

# Ya'robiyah 2/2, Al Hasakeh Governorate

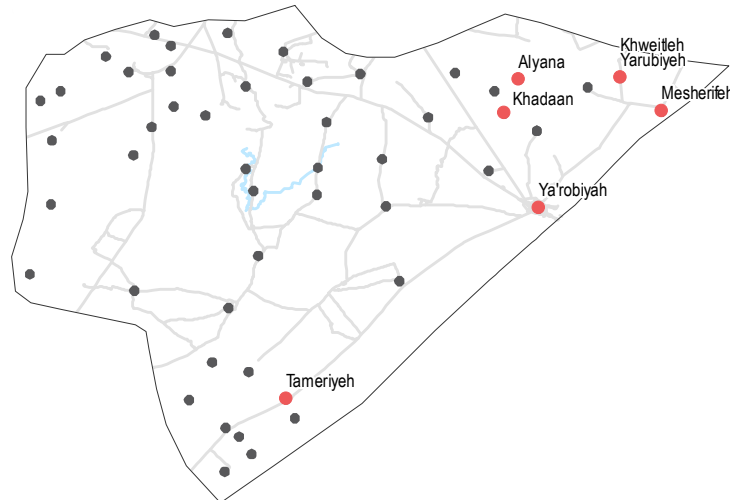
# December 2017

## Displacement

- % of pre-conflict population remaining
- % of population that are female
- % of female-headed households
- IDPs living in village
- New IDP arrivals
- Returnees

Mesherifeh		
76-100%	26-50%	1-25%
Yes	No info	No
Tameriyeh		
51-75%	51-75%	26-50%
Yes	No	No
Ya'robiyah		
76-100%	26-50%	1-25%
Yes	No info	No

• 6/46 communities assessed (3 communities are shown on the previous factsheet): Mesherifeh, Tameriyeh, Ya'robiyah



## Shelter

- Independent apartment or house
- Shared apartment or house
- Unfinished apartment or house
- Tent
- Private space not for shelter
- Cave/natural shelter
- Collective public space not for shelter
- No IDPs
- No information
- Min - Max: rent paid per room (where known)

Mesherifeh	
NDPs	IDPs
No info	
Tameriyeh	
NDPs	IDPs
No info	
Ya'robiyah	
NDPs	IDPs
3000 - 5000 SYP	

## Livelihoods

- Most common sources of income
- Most common strategies used to cope with lack of income / resources

Community	Most common sources of income	Most common strategies used to cope with lack of income / resources
Mesherifeh	Stable employment Farm owning Business/trade	No info
Tameriyeh	Farm owning Remittances	High risk/illegal work Reducing meal size
Ya'robiyah	Stable employment High risk/illegal work	Skipping meals

## NFIs

### Mesherifeh

- B 2300 SYP NA
- C NA NA
- D 100 SYP NA
- F NA NA

### Tameriyeh

- B 2300 SYP 2000 SYP
- C NA 5000 SYP
- D 50 SYP NA
- F NA NA

### Ya'robiyah

- B 2300 SYP 2200 SYP
- C 700 SYP 5000 SYP
- D 75 SYP NA
- F NA NA

### Mesherifeh

No lack of fuel

### Tameriyeh

No lack of fuel

### Ya'robiyah

No lack of fuel

- Most common electricity source
- Main network
- Generator
- No source
- Solar alternative
- No information
- Fuel Prices (SYP)\*
- B** Butane (cannister)
- C** Coal (1kg)
- D** Diesel (1 litre)
- F** Firewood (1 tonne)
- NFI Prices (SYP)\*
- Cement (50kg)
- Floor mat (3\*4m)
- Plastic tarpaulin (1m<sup>2</sup>)
- Tent (5 persons)
- NA: not available for purchase

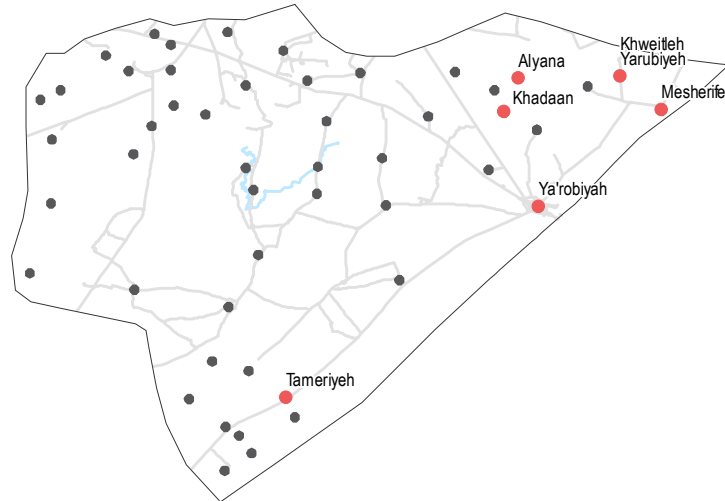
Most common strategies used to cope with a lack of fuel

**WASH**

- Most common water source
- Status of water source
- Water is safe to drink
  - Water tastes/smells bad
  - People sick after drinking
  - No information
- Sufficiency of available water to meet household needs
- Sufficient
  - Insufficient
  - No information
- Most common method of garbage disposal

- Mesherifeh**
- Network
  - Left in street / public area
- Tameriyeh**
- Closed well
  - Buried / burned
- Ya'robiyah**
- Network
  - Public free collection

• 6/46 communities assessed (3 communities are shown on the previous factsheet): Mesherifeh, Tameriyeh, Ya'robiyah



**Food Security**

**Mesherifeh**

- Bread: no info
- Rice: 550 SYP
- Lentils: no info
- Sugar: 600 SYP
- Cooking oil: 500 SYP
- Shops
- No difficulties reported
- Private bakeries unavailable

**Tameriyeh**

- Bread: no info
- Rice: 525 SYP
- Lentils: 500 SYP
- Sugar: 300 SYP
- Cooking oil: 500 SYP
- Homemade
- No difficulties reported
- Private bakeries unavailable

**Ya'robiyah**

- Bread: 200 SYP
- Rice: 700 SYP
- Lentils: 300 SYP
- Sugar: 450 SYP
- Cooking oil: 500 SYP
- Private bakeries
- No difficulties reported
- 0

Main challenges to obtaining food

- No challenges
- Some foods unavailable
- Local production decreased
- Lack of access to markets
- Some foods expensive
- Lack of resources to buy food
- Lack of access to fuel
- Cooking fuel unavailable
- No information

Bread (public): 1 pack  
 Rice: 1kg  
 Lentils: 1kg  
 Sugar: 1kg  
 Cooking oil: 1 litre

- Access to bread
- Most common source of bread
  - Most common barriers to accessing bread
  - Number of days, per month, where bread from private bakeries was unavailable

**Education**

- Status of primary schools in village
- Functioning
  - Not functioning
  - Not available
  - No information
- Barriers to accessing education services

**Ya'robiyah**  
 Most children accessed education

**Mesherifeh**  
 Most children accessed education

**Tameriyeh**  
 Most children accessed education

**Health**

- Most common health problems
- Most common barriers to accessing healthcare

**Mesherifeh**

Communicable diseases  
 Chronic diseases  
 Acute respiratory infections

No facilities in the area  
 High cost of transportation  
 Lack of transportation

**Tameriyeh**

Diarrhoea  
 Fever

No facilities in the area  
 High cost of transportation  
 Services are too expensive

**Ya'robiyah**

Skin diseases  
 Chronic diseases  
 Acute respiratory infections

No difficulties reported