

Background

The Water Price Monitoring assessment aims to establish a data collection, monitoring and reporting system on water market prices in order to allow humanitarian and development actors to better analyse humanitarian needs in areas particularly affected by drought.

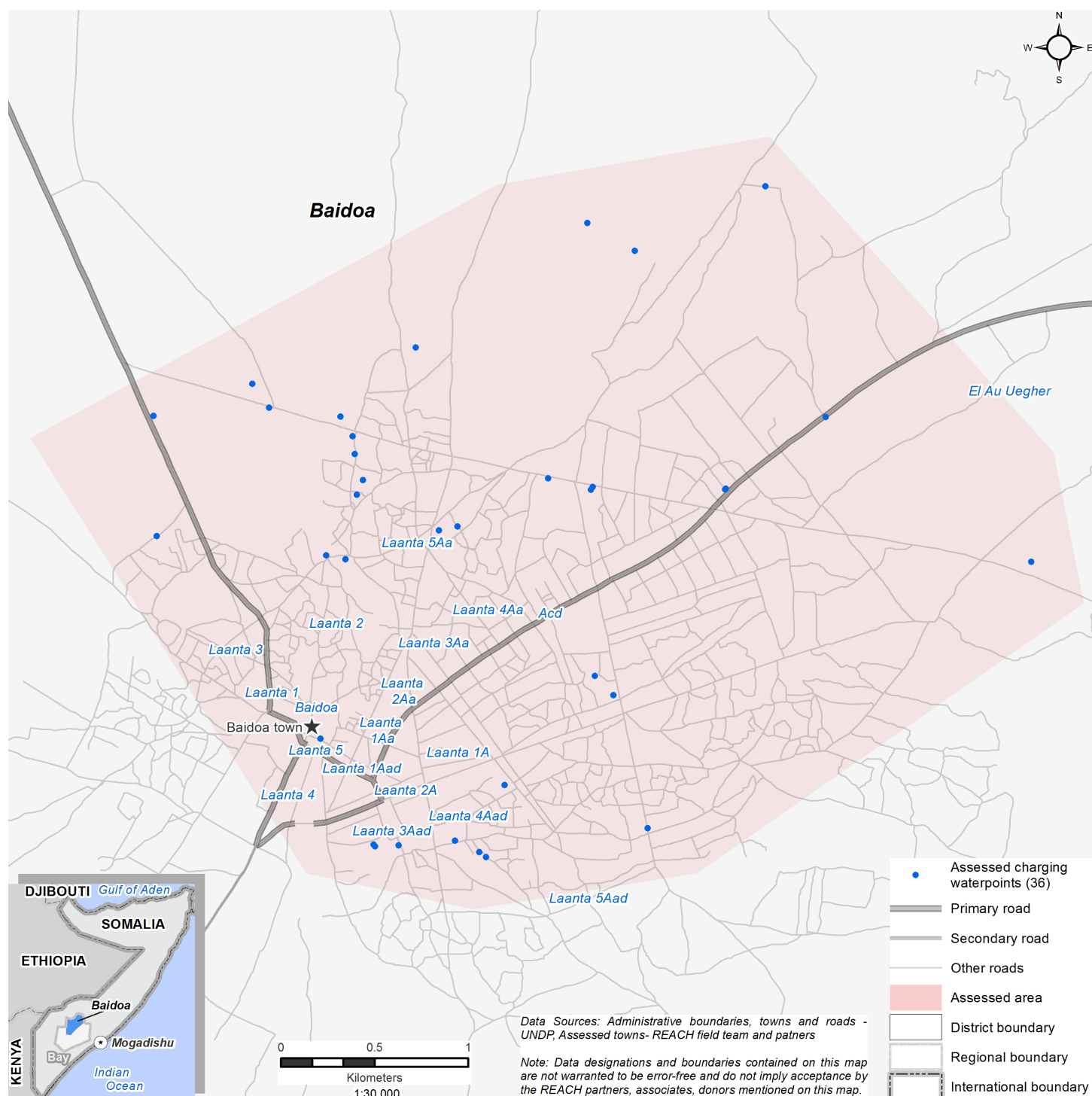
September data collection in Bay was conducted through a quantitative survey between 26 - 27 September, focusing only on those waterpoints in the region that are charging for water. The assessment has followed the official district boundaries of the region.

All prices are shown in US Cents for 90L of water. This is the daily amount used by a household of six members, consuming the minimum Sphere standard of 15L water per person per day. Price changes are subject to exchange rate.

Key Findings

- This factsheet presents information collected from 36 waterpoints in the Bay region in September, all in Baidoa Town.
- Prices of water in Baidoa decreased by an average of 14% from August to September.
- The majority of the waterpoints (75%) showed no price change from August to September, while 25% had a decrease in price due to households accessing different waterpoints.
- Only 3% of the assessed waterpoints in Baidoa are not treated at the distribution point. The majority (94%) are chlorinated and 6% treated with aquatabs.

ASSESSED WATERPOINTS



ASSESSED WATERPOINTS

of Assessed Waterpoints in August: **36**

of Assessed Waterpoints in September: **36**

Types of Assessed Waterpoints

and % of assessed waterpoints:

District	#	%
Burkad	1	3%
Piped	1	3%
Protected Well, No Pump	12	33%
Protected Well, Pump	2	6%
Tank Tap	11	30%
Trucking Distribution	3	8%
Unprotected, Well	6	17%

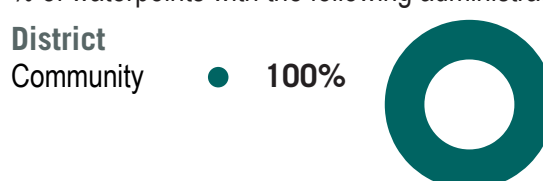
Most Reported Problems

% of waterpoints reportedly having the following problems:
(Respondents could select multiple options)

District	#	%
No Problem	36	100%

Waterpoint Administrator

% of waterpoints with the following administrator:



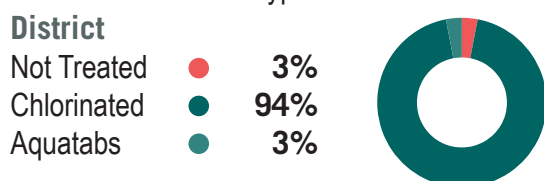
Waterpoint Filling

% of waterpoints that are used as water storage and refilled through the following:



Types of Water Treatment

% of water treatment types:



WATER PRICE

Prices are shown in US Cents.

1 USD = 23,000 SOS as of September 2017, average exchange rate reported. Price changes were calculated based on the average change across waterpoints.

Average Price

District	August	September	% Change
Baidoa	36	31	-14%

Median Price

District	August	September	% Change
Baidoa	39	39	0%

Price, by Waterpoint Administrator

The average price of water by waterpoint administrator:

District	August	September	% Change
Community	36	31	-14%

WATER PRICE, BY AREA

Area 1: Baidoa Town

