

General Overview

Communities assessed: 181
Total IDP arrivals:¹ 11,131
Total IDP departures:² 12,699
Total SR* arrivals: 8,278

Top 5 shelter types of new IDP arrivals:

(1) Solid/finished house	3,522 IDPs
(2) Individual tent	2,541 IDPs
(3) Unfinished/damaged building	2,105 IDPs
(4) Managed camp	743 IDPs
(5) Solid/finished apartment	441 IDPs

*SR: Spontaneous Returns (to Community of Origin) refers to IDPs or refugees who return to the community that they originated from, but not necessarily to their place of habitual residence and do not enjoy the complete rights they had prior to displacement. SRs intend to remain in the community for an undetermined period.

¹ Because ISMI assesses total arrivals to and departures from communities across a bi-weekly period, some figures may be repeated displacements

Top 5 ISMI-Covered Arrivals:

Departure community (governorate):	Total IDPs:	Destination community (governorate):
(1) Taldu (Homs)	912 IDPs	Zardana Mashehad (Idleb)
(2) Ar-Rastan sub-district ³ (Homs)	570 IDPs	Atareb (Aleppo)
(3) Tir Maallah (Homs)	428 IDPs	Nayrab (Idleb)
(4) Banan (Aleppo)	342 IDPs	Kafr Jales (Idleb)
(5) Talbiseh sub-district ³ (Homs)	342 IDPs	Maaret Atarib (Aleppo)

Latest Developments:

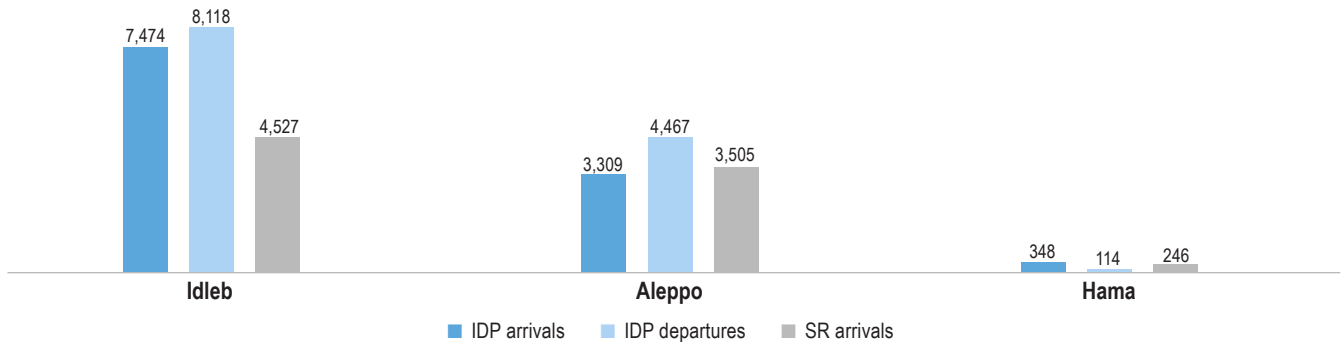
- The first half of June witnessed an **escalation of aerial bombardments** focused on central Idleb governorate, following a renewed wave of **attacks by armed opposition groups (AOGs) on the besieged enclave of Foah and Kefrayya** from 7 June. In parallel, **Daret Azza, in western Aleppo governorate, witnessed heavy aerial bombardments on 14 June**, the first since the establishment of military observation posts in the sub-district in late 2017.⁴
- Despite these developments, total reported **IDP arrivals (11,131) to assessed communities decreased by 35%** compared to the second half of May. A fifth of these arrivals were reported from Homs governorate, following cross-line displacements from the region that began in early May.⁵
- Meanwhile, large SR movements were reported to the neighbouring sub-districts of **Zarbah (2,570) in western Aleppo and Abul Thohur (2,188) in south-eastern Idleb governorate**, continuing return patterns seen in previous months. Both of these areas witnessed large IDP departures between late 2017 and early 2018.⁶

² IDP departure figures reflect aggregated departures of both IDP and resident (pre-conflict) populations.
³ Community-level last place of departure information was not reported for these movements.

⁴ INSO, Syria Report, Issue 89, 1-15 June 2018
⁵ CCCM, ISMI Bi-weekly Displacement Summary, 16-31 May 2018; CCCM, ISMI Monthly Displacement Summary, May 2018
⁶ CCCM, ISMI Monthly Displacement Summary, December 2017; January 2018; February 2018

Overall Movements

Total IDP arrivals, IDP departures and SR arrivals by governorate:



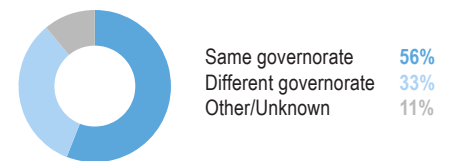
Last place of departure of IDP arrivals:



Intended destinations of IDP departures:



Last place of departure of SR arrivals:



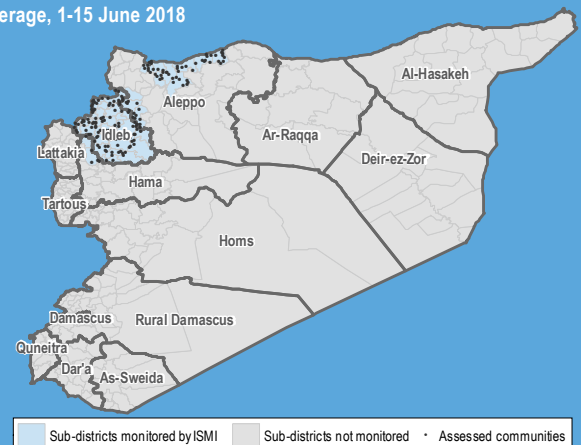
About ISMI & This Factsheet

The IDP Situation Monitoring Initiative (ISMI) is an initiative of the Camp Coordination and Camp Management (CCCM) Cluster, implemented by REACH and supported by cluster members.

Following a baseline assessment conducted at the end of 2016, weekly/bi-weekly data collection cycles were initiated. This factsheet presents an overview of reported inward and outward movements of IDPs from 1 to 15 June 2018. Such displacements were reported in 181 communities in sub-districts monitored by ISMI. The coverage map in this section shows the sub-districts that were monitored for the most recent round of data collection, as well as the communities reporting movements. ISMI monitoring coverage varies over time depending on access. Displacements are identified through an extensive key informant (KI) network, either from alerts initiated by KIs or from follow-up by enumerators. At least two KIs are interviewed in each assessed community, and collected information is further triangulated through other sources, including CCCM member data and humanitarian updates. This approach allows for regular updates on IDP movements at the community level across sub-districts monitored by ISMI in northwest Syria.

The data used for this product was collected, triangulated and verified based on submissions from ISMI's network and select CCCM cluster members following the ISMI methodology. Due to differences in methodology and coverage, figures presented in this output may differ from official CCCM Cluster or UNHCR data. All data is for humanitarian use only.

Coverage, 1-15 June 2018




Feedback: CCCM Cluster Northern Syria · Email: syria.cross.border.info@ccmcluster.org · Info: www.globalccmcluster.org, www.humanitarianresponse.info

Idleb

Communities assessed: 101
Total IDP arrivals: 7,474
Total IDP departures: 8,118
Total SR arrivals: 4,527

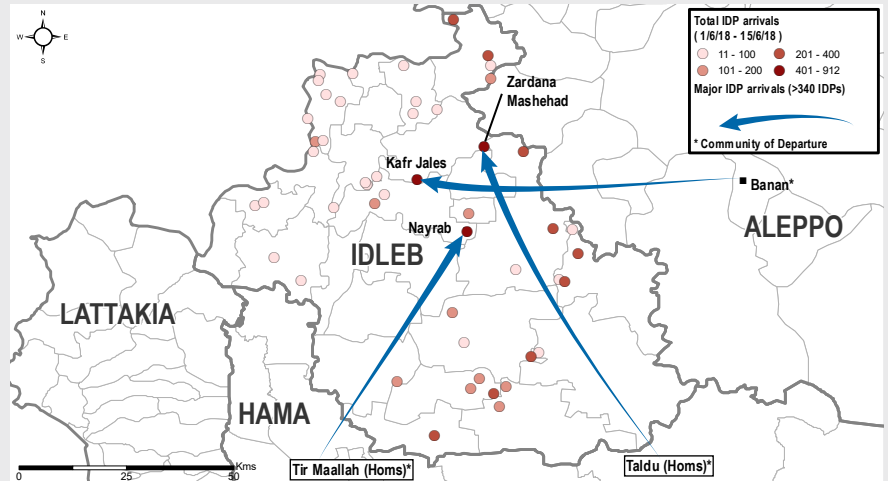
Vulnerable groups among IDP arrivals:⁷



Top 3 shelter types of IDP arrivals:

- (1) Solid/finished house 2,216 IDPs
- (2) Individual tent 2,039 IDPs
- (3) Unfinished/damaged building 1,465 IDPs

Major IDP arrivals to communities in Idleb governorate



IDP Arrivals

Sub-districts with most arrivals (# IDPs):

Maaret Tamsrin	1,625
Dana	804
Heish	713
Idleb	651
Abul Thohur	581

Last sub-district of departure of arrivals (# IDPs):

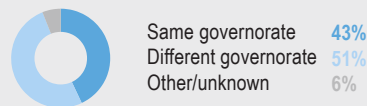
Taldu	912
Heish	885
Dana	600
Ma'arrat An Nu'man	479
Homs	428

IDP Departures

Sub-districts with most departures (# IDPs):

Maaret Tamsrin	1,625
Dana	1,335
Idleb	867
Darkosh	690
Kafr Nobol	673

Intended destinations of departures:



SR Arrivals

Sub-districts with most SR arrivals:

Abul Thohur	2,188
Sanjar	799
Jisr-Ash-Shugur	577
Kafr Nobol	342
Tamanaah	296

SRs returning to former homes:⁸

Abul Thohur	2,166
Sanjar	798
Jisr-Ash-Shugur	575
Kafr Nobol	342
Tamanaah	290

Aleppo⁹

Communities assessed: 75
Total IDP arrivals: 3,309
Total IDP departures: 4,467
Total SR arrivals: 3,505

Top 3 shelter types of IDP arrivals:

- (1) Solid/finished house 1,132 IDPs
- (2) Individual tent 502 IDPs
- (3) Unfinished/damaged building 494 IDPs

Vulnerable groups among IDP arrivals:⁷



IDP Arrivals

Sub-districts with most arrivals (# IDPs):

Atareb	1,220
Zarbah	690
Jarablus	319
Al Bab	262
A'zaz	207

Last sub-district of departure of arrivals (# IDPs):

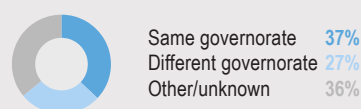
Ar-Rastan	644
Al Bab	428
Talbiseh	342
Jebel Saman	228
Idleb	143

IDP Departures

Sub-districts with most departures (# IDPs):

A'zaz	1,107
Al Bab	1,021
Zarbah	697
Atareb	684
Ghandorah	611

Intended destinations of departures:



SR Arrivals

Sub-districts with most SR arrivals:

Zarbah	2,570
Ghandorah	344
A'zaz	322
Jarablus	143
Aghtrin	57

SRs returning to former homes:⁸

Zarbah	2,525
Ghandorah	342
A'zaz	222
Jarablus	114
Mare'	45

Hama¹⁰

Communities assessed: 5
Total IDP arrivals: 348
Total IDP departures: 114
Total SR arrivals: 246

IDP Arrivals

Sub-districts with most arrivals (# IDPs):

Madiq Castle	348
--------------	-----

Last sub-district of departure of arrivals (# IDPs):

Dana	154
------	-----

SR Arrivals

Sub-districts with most SR arrivals:

Ziyara	143
Madiq Castle	103

SRs returning to former homes:⁸

Ziyara	142
Madiq Castle	102

⁷ Vulnerable groups: ♀ Female-headed households/Women travelling alone ⚧ Child-headed households/children travelling alone 🧒 Orphans 👴 Elderly-headed households/Elderly travelling alone ♿ Disabled-headed households/Individuals with disabilities travelling alone.

⁸ Returns to former homes does not imply a planned, voluntary, safe, and sustainable way, such that the person returning can enjoy the full spectrum of rights and privileges afforded to them prior to their displacement.

⁹ Figures for Aleppo governorate reflect assessed communities in Aghtrin, Al Bab, Ar-Ra'ee, Atareb, A'zaz, Ghandorah, Jarablus, Mare', Suran and Zarbah and are, thus, not indicative of the whole governorate.

¹⁰ Figures for Hama governorate reflect assessed communities in Madiq Castle and Ziyara sub-districts and are, thus, not indicative of the whole governorate.