

### OVERALL FINDINGS: 5 - 11 June

- 159 out of 1,183 ISMI-covered communities in Aleppo, Ar-Raqqa, Deir-ez-Zor, Hama, Homs and Idleb governorates experienced inward or outward movement of IDPs:
  - 9,552 IDP departures
  - 9,487 IDP arrivals
- Ongoing conflict in northern Hama governorate resulted in the outward displacement of 1,169 individuals from Oqeirbat sub-district to ISMI-covered communities in Aleppo governorate.
- An escalation of conflict in and around Ar-Raqqa sub-district led to the internal displacement of 3,881 IDPs across Ar-Raqqa governorate, including 980 IDPs to Al-Thawrah sub-district.

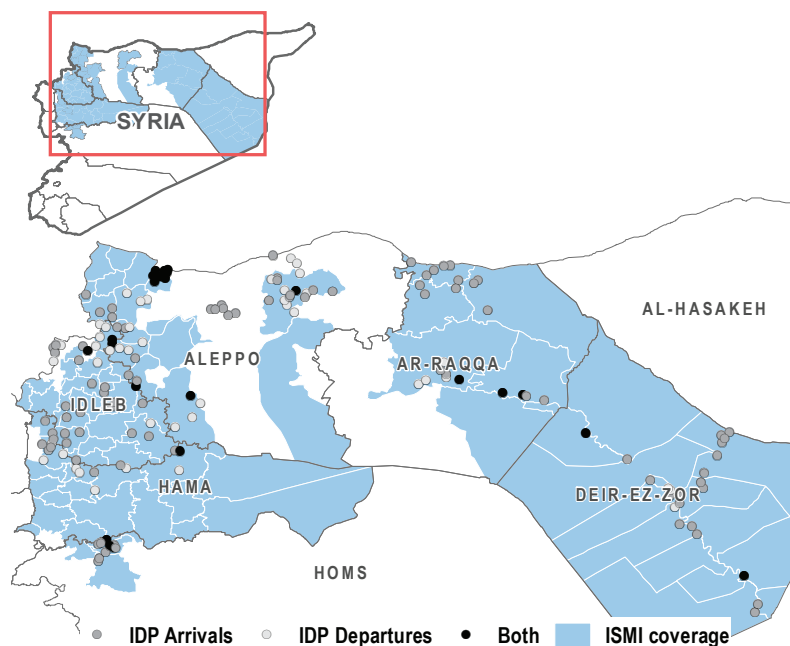


Table 1: Recorded IDP arrivals to ISMI-covered communities, by governorate, 5-11 June 2017

		IDP ARRIVALS					Change to last week	Last week	Week before
		Reported arrivals (#IDPs)	Communities with largest IDP arrivals (# IDPs)		Most common origins <sup>1</sup> of IDP arrivals (# IDPs)			Reported arrivals (# IDPs)	Reported arrivals (# IDPs)
GOVERNORATE	Aleppo	6,051	Tal Aghbar - Tal Elagher (872)	Al Bab (684)	Oqeirbat (1,169)	Ar-Raqqa (951)	↑	3,978	17,285
	Ar-Raqqa	1,472	Ein Issa and Mabuja (each 314)	Jurneyyeh (245)	Ar-Raqqa (1,079)	Debsi Faraj (114)	↓	3,007	5,129
	Idleb	1,112	Dana (154)	Selwa (143)	Idleb (268)	Bab Alsalameh (240)	↓	2,638	7,010
	Hama	501	Kafr Zeita (48)	Eastern Bari (46)	Halfaya (83)	Hama (79)	↓	590	320
	Deir-ez-Zor	318	Al Mayadin (91)	Abu Kamal (55)	Deir-ez-Zor (49)	Kasra (24)	↓	453	751
	Homs	33	Ar-Rastan (14)	Shabaaniyeh (7)	Wa'er (26)	Grandad (7)	↓	50	307

Table 2: Recorded IDP departures from ISMI-covered communities, by governorate, 5-11 June 2017

		IDP DEPARTURES				Change to last week	Last week	Week before	
		Reported departures (# IDPs)	Communities with largest IDP departures (# IDPs)		Most common destinations <sup>2</sup> of IDP departures (# IDPs)		Reported departures (# IDPs)	Reported departures (# IDPs)	
GOVERNORATE	Ar-Raqqa	3,881	Ar-Raqqa (1,050)	Mahmudli (998)	Al-Thawrah (980)	Bader (456)	↓	4,438	2,941
	Aleppo	3,770	Menbij (1,060)	Azaz (350)	Dayr Hafir (245)	Al-Thawrah (237)	↑	3,243	3,101
	Idleb	1,310	Qah (399)	Dana (268)	Kafr Nabutha and Ma'arrat An Nu'man (each 171)	Atma (154)	↓	1,826	3,297
	Deir-ez-Zor	407	Shate (60)	Breiha and Khasham (each 60)	Furat (102)	Mabruka (81)	↑	97	207
	Hama	170	Rasm Elamun (100)	Hasu Elablawi (40)	Oqeirbat (75)	Jruh (60)	↑	54	285
	Homs	14	Abu Homama (8)	Saan Elosud (6)	Homs (8)	NA	↓	54	43

<sup>1</sup> Location of origin refers to the most recent location from which IDPs have departed.

<sup>2</sup> The ISMI weekly displacement summary tracks only displacements which occur inside Syria.

### AR-RAQQA GOVERNORATE

#### Recorded IDP arrivals

- 1,472 IDPs
- % of arrivals from other governorates: 0%

#### Most common shelter of newly arrived IDPs

- Individual tents (925 IDPs)
- Hosted accommodation (458 IDPs)

#### Recorded IDP departures

- 3,881 IDPs
- % of departures to other governorates: 13%

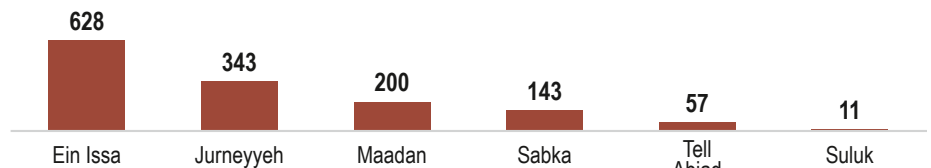
#### Most common reasons for IDPs leaving Ar-Raqqa communities

- Escalation of conflict

Continued conflict across Ar-Raqqa governorate led to **3,881 IDPs leaving ISMI-covered communities**, the majority travelling to other parts of the governorate. The most commonly recorded destinations of IDP departures were **Al-Thawrah (980)** and **Bader (456)** communities, both within the governorate.

Overall, a total of **1,472 IDPs arriving to ISMI-covered communities in Ar-Raqqa governorate this week**. All arrivals travelled to communities within the governorate, such as **Mabuja (314)**, **Ein Issa (314)** and **Jurneyyeh (245)** (Figure 2). **Ein Issa (628)**, **Jurneyyeh (343)** and **Maadan (200)** sub-districts received the largest numbers of IDP arrivals (Figure 1), with a large number of IDP arrivals travelling from **Ar-Raqqa sub-district (1,268)**.

Figure 1: Ar-Raqqa sub-districts receiving the largest IDP arrivals (# IDPs)



Map 1: Major displacement in Ar-Raqqa governorate

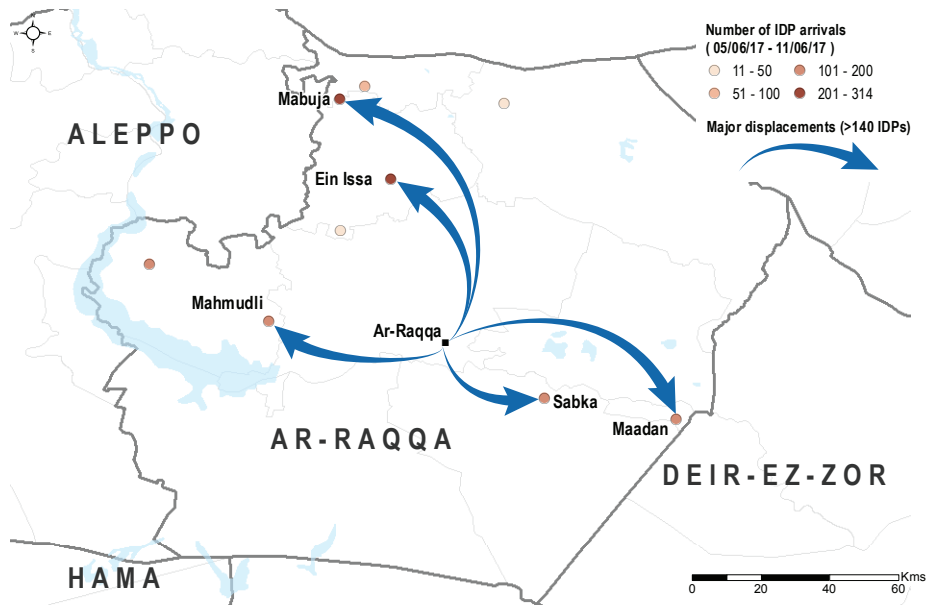


Figure 2: ISMI-covered communities receiving largest IDP arrivals (# IDPs)

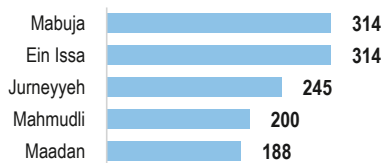
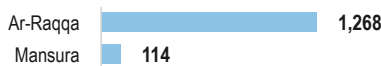


Figure 3: Most common sub-districts of origin of arrivals<sup>1</sup> (# IDPs)



### IDLEB GOVERNORATE

A total of **1,310 IDPs left ISMI-covered communities in Idleb governorate** this week, almost half travelling to other communities in the governorate, most commonly to **Kafr Nabutha (171)**, **Ma'arrat An Nu'man (171)** and **Atma (154)**.

Simultaneously, a total of **1,112 IDPs arrived to ISMI-covered communities in Idleb**, with **Dana (331)**, **Kafr Nobol (148)**, **Ariha (120)**, **Heish (108)** and **Harim (108)** sub-districts receiving the largest number of IDP arrivals (Figure 4). Around half of the new arrivals travelled to Idleb from other governorates, including **A'zaz in Aleppo (240)** and **Muhradah in Hama (70)** (Figure 6).

Figure 4: Idleb sub-districts receiving the largest IDP arrivals (# IDPs)

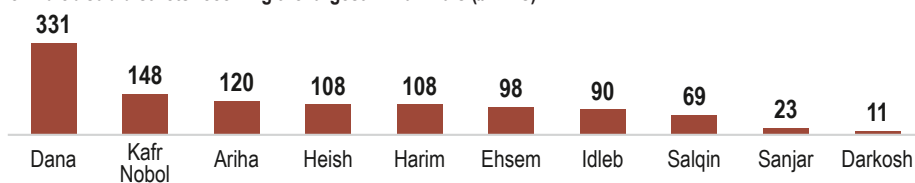


Figure 5: Six ISMI-covered communities receiving largest IDP arrivals (# IDPs)


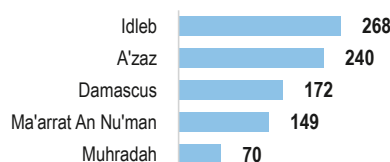


Figure 6: Five most common sub-districts of origin of arrivals<sup>1</sup> (# IDPs)



#### Recorded IDP arrivals

- 1,112 IDPs
- % of arrivals from other governorates: 54%

#### Most common shelter of newly arrived IDPs

- Rented/owned housing (871 IDPs)
- Hosted accommodation (168 IDPs)

#### Recorded IDP departures

- 1,310 IDPs
- % of departures to other governorates: 57%

#### Most common reasons for IDPs leaving Idleb communities

- Reduced conflict in area of origin
- Loss of income

<sup>1</sup> Location of origin refers to the most recent location from which IDPs have departed.

## ALEPPO GOVERNORATE

### Recorded IDP arrivals

- 6,051 IDPs

### % of arrivals from other governorates

- 84%

### Most common shelter of newly arrived IDPs

- Individual tents (2,030 IDPs)
- Camps (1,615 IDPs)

### Recorded IDP departures

- 3,770 IDPs

### % of departures to other governorates

- 20%

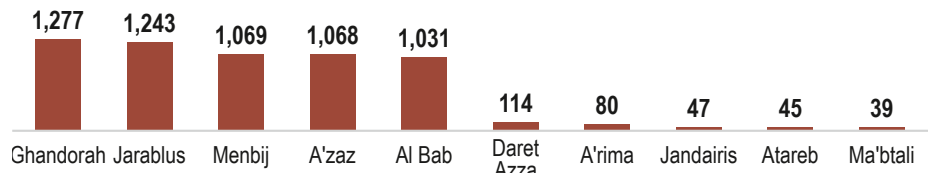
### Most common reasons for IDPs leaving Aleppo communities

- Improved safety and security in area of origin

ISMI-covered communities in Aleppo received 6,051 IDPs between 5 and 11 June, a significant proportion travelling to the governorate from other parts of Syria, including Ar-Raqqa (1,396) sub-district and Oqeirbat (1,169) in Hama (Figure 9). The sub-districts of Ghandorah (1,277), Jarablus (1,243), Menbij (1,069), A'zaz (1,068) and Al Bab (1,031) experienced the vast majority of IDP arrivals.

A total of 3,770 IDPs were recorded leaving ISMI-covered Aleppo communities during this period, most commonly travelling to Dayr Hafir (245) in the eastern Aleppo countryside and Al-Thawrah (237) in Ar-Raqqa governorate. Close to one third of all IDP departures left Menbij (1,060).

Figure 7: Aleppo sub-districts receiving the largest IDP arrivals (# IDPs)



Map 2: Major displacement in Aleppo governorate



Figure 8: Five ISMI-covered communities receiving largest IDP arrivals (# IDPs)

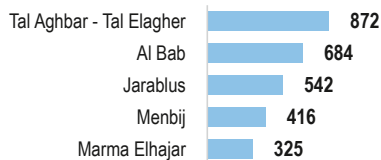
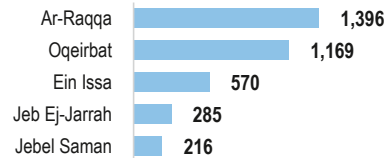


Figure 9: Most common sub-districts of origin of arrivals<sup>1</sup> (# IDPs)



## DEIR-EZ-ZOR GOVERNORATE

### Recorded IDP arrivals

- 318 IDPs

### % of arrivals from other governorates

- 71%

### Most common shelter of newly arrived IDPs

- Hosted (135 IDPs)
- Rented/owned housing (126 IDPs)

### Recorded IDP departures

- 407 IDPs

### % of departures to other governorates

- 89%

### Most common reasons for IDPs leaving Deir-ez-Zor communities

- Escalation of conflict
- Safety and security situation in the community compared with elsewhere

A total of 407 IDPs left ISMI-covered communities in Deir-ez-Zor this week. The most common destination communities being Furat (102) in Ar-Raqqa and Mabruka (81) in Al-Hasakeh.

Meanwhile, 318 IDPs arrived ISMI-covered communities in Deir-ez-Zor during the same period, with Al Mayadin (91), Abu Kamal (90) and Kisreh (29) sub-districts receiving the largest number of arrivals (Figure 10). More than half of new arrivals travelled from other governorates, including Ar-Raqqa sub-district (207) (Figure 12).

Figure 10: Deir-ez-Zor sub-districts receiving the largest IDP arrivals (# IDPs)

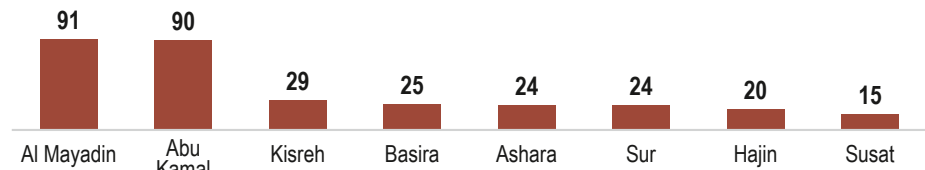


Figure 11: ISMI-covered communities receiving largest IDP arrivals (# IDPs)

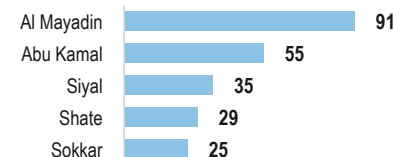
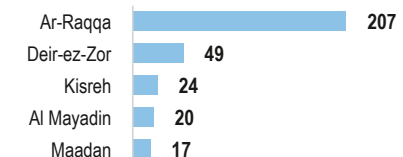


Figure 12: Most common sub-districts of origin of arrivals<sup>1</sup> (# IDPs)



<sup>1</sup> Location of origin refers to the most recent location from which IDPs have departed.

## HAMA GOVERNORATE

A total of **501 IDPs** were recorded arriving to ISMI-covered communities in Hama governorate this week, the majority from elsewhere in the governorate, including **Muhradah (103)** sub-district which saw an escalation of conflict during this period. The sub-districts of **Kafr Zeita (113)**, **Suran (85)** and **Hamra (85)** received the largest number of IDPs (Figure 13).

Meanwhile, **170 IDPs** left ISMI-covered Hama communities, predominantly **Rasm Elamun (100)** and **Hasu Elablawi (40)**. The vast majority (93%) of departures were recorded to elsewhere in Hama governorate.

Figure 13: Hama sub-districts receiving the largest IDP arrivals (# IDPs)

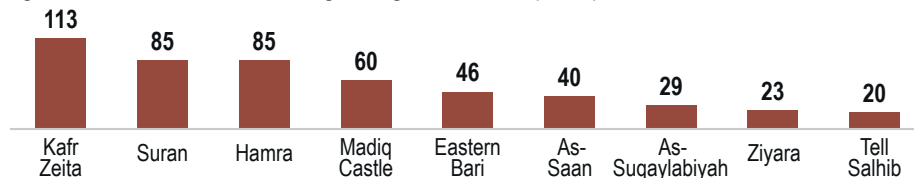


Figure 14: ISMI-covered communities receiving largest IDP arrivals (# IDPs)

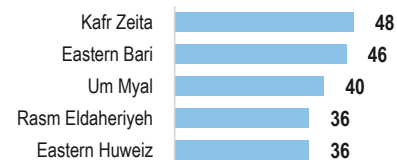
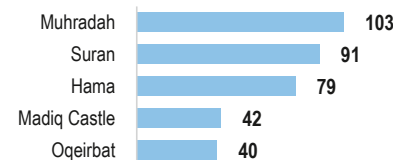


Figure 15: Five most common sub-districts of origin of arrivals<sup>1</sup> (# IDPs)



### Recorded IDP arrivals

- 501 IDPs

### % of arrivals from other governorates

- 9%

### Most common shelter of newly arrived IDPs

- Rented/owned housing (216 IDPs)
- Hosted accommodation (123 IDPs)

### Recorded IDP departures

- 170 IDPs

### % of departures to other governorates

- 7%

### Most common reasons for IDPs leaving Hama communities

- Loss of income
- Escalation of conflict

## HOMS GOVERNORATE

Overall, **33 IDPs** arrived to ISMI-covered communities in Homs governorate over the past week, to **Ar-Rastan (20)** and **Talbiseh (13)** sub-districts (Figure 16).

Meanwhile, **14 IDPs** left the ISMI-covered Homs communities of **Abu Homama (8)** and **Saan Elosud (6)** during the seven-day period, all of whom remained within the governorate, a number of them travelling to the city of **Homs (8)**.

Figure 16: Homs sub-districts receiving the largest IDP arrivals (# IDPs)

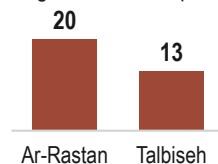


Figure 17: ISMI-covered communities receiving IDP arrivals<sup>2</sup> (# IDPs)

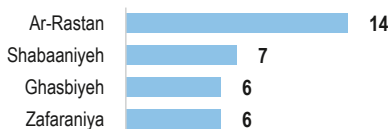
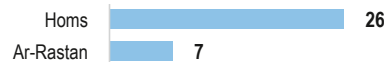


Figure 18: Sub-districts of origin of arrivals<sup>1</sup> (# IDPs)



<sup>1</sup> Location of origin refers to the most recent location from which IDPs have departed.

### Recorded IDP arrivals

- 33 IDPs

### % of arrivals from other governorates

- 0%

### Most common shelter of newly arrived IDPs

- Rented/owned housing (21 IDPs)
- Hosted accommodation (6 IDPs)
- Unfinished buildings (6 IDPs)

### Recorded IDP departures

- 14 IDPs

### % of departures to other governorates

- 0%

### Most common reasons for IDPs leaving Homs communities

- Improved safety and security in area of origin

## About ISMI & This Factsheet

The **IDP Situation Monitoring Initiative (ISMI)** is an initiative of the Camp Coordination and Camp Management (CCCM) Cluster, implemented by REACH and supported by Syria Relief Network (SRN) and other cluster members.

Following a baseline assessment conducted between 23 October and 21 November 2016, weekly data collection cycles have been initiated to provide regular updates on IDP movements. Based on 1,183 communities in the governorates of Aleppo, Ar-Raqqa, Deir-ez-Zor, Hama, Homs and Idleb during the baseline, this factsheet presents a summary of reported inward and outward movements of IDPs in the month of January 2016. **From 5-11 June 2017, such displacements were reported in 159 communities out of all ISMI-covered communities.**

Displacement was identified through an extensive key informant (KI) network, either through alert initiated by KIs or follow-up by enumerators. A range of 2-3 KIs were interviewed in each community, while collected information was further triangulated through other sources, including CCCM member data and humanitarian updates. This approach allows for regular updates on IDP movements at a community level across ISMI coverage areas. However, movement updates are limited to areas covered by ISMI and there are, therefore, displacements that are not reported here.

### An initiative of



Feedback: CCCM Cluster  
Northern Syria

Email: [syria.cross.border.info@cccmcluster.org](mailto:syria.cross.border.info@cccmcluster.org)

Info: <http://www.globalccmcluster.org>,  
<https://www.humanitarianresponse.info>

### Implemented by

