

OVERALL FINDINGS: 16-30 September

- 305 out of 1,183 ISMI-covered communities in Aleppo, Ar-Raqqa, Deir-ez-Zor, Hama, Homs and Idleb governorates experienced inward or outward movement of IDPs:
 - 32,513 IDP arrivals
 - 12,514 IDP departures
- The evolving situation in north-west Syria led to 16,725 IDPs arriving to ISMI-covered communities in Idleb, an increase of 6,702 IDP arrivals compared to the first half of September¹.
- Aleppo governorate experienced the second highest number of IDP arrivals (7,229), most commonly to Al Bab (3,341) sub-district.
- Aleppo and Idleb governorates also saw the highest numbers of IDP departures, namely from Menbij (2,507), Khan Shaykun (1,695) and Dana (1,032) sub-districts.

Coverage map

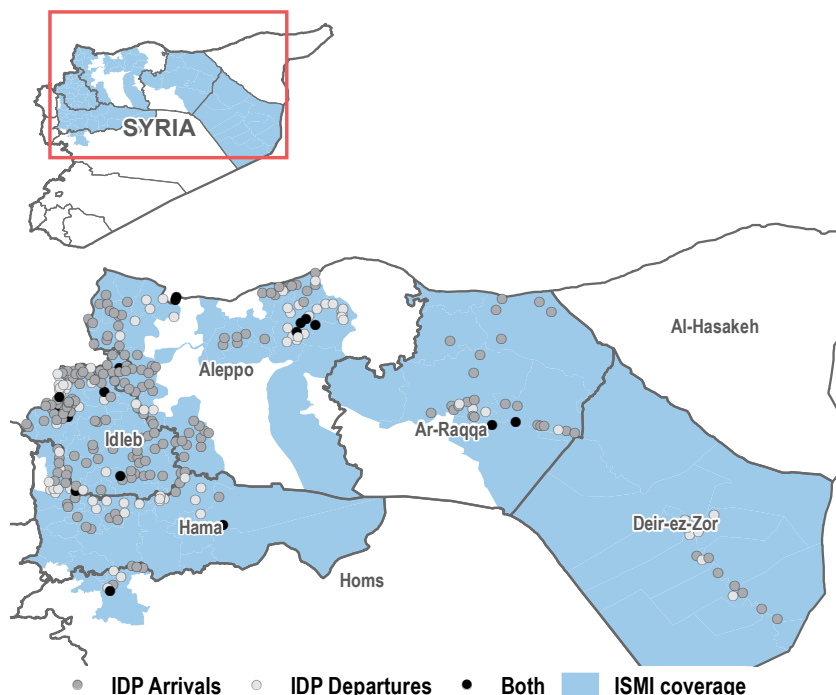


Table 1: Recorded IDP arrivals to ISMI-covered communities, by governorate, 16 - 30 September 2017

GOVERNORATE	IDP ARRIVALS						31 Aug.-15 Sep.
	Reported arrivals (# IDPs)	Communities with largest IDP arrivals (# IDPs)		Most common origins ² of IDP arrivals (# IDPs)		Change from last two weeks	Reported arrivals (# IDPs)
Idleb	16,725	Atma Camp (1,767)	Dana (1,152)	Jisr-Ash-Shugur (2,042)	Rahjan (1,261)	↑	10,023
Aleppo	7,229	Al Bab (2,138)	Qabasin (1,140)	Ein Issa (1,490)	Mabrouka camp (1,140)	↑	6,283
Ar-Raqqa	4,066	Karama (900)	Qadessiyeh (456)	Maadan (954)	Ar-Raqqa (483)	↓	4,981
Deir-ez-Zor	2,692	Al Mayadin (1,218)	Ashara (390)	Muhasan (556)	Qetet Elbuleil (277)	↑	882
Hama	1,651	Tiba Elemam (330)	Kafr Nabutha (240)	Hama (350)	Hbit (174)	↑	1,003
Homs	150	Asilah (60)	Abu Homama (32)	Zafaraniya (75)	Homs (32)	↑	20

Table 2: Recorded IDP departures from ISMI-covered communities, by governorate, 16 - 30 September 2017

GOVERNORATE	IDP DEPARTURES						31 Aug.-15 Sep.
	Reported departures (# IDPs)	Communities with largest IDP departures (# IDPs)		Most common destinations ³ of IDP departures (# IDPs)		Change from last two weeks	Reported departures (# IDPs)
Idleb	4,314	Hbit (1,695)	Dana (1,032)	Atma (597)	Qah (432)	↑	4,167
Aleppo	3,887	Menbij (984)	Qatmet Efrin (553)	Dayr Hafir (393)	Maskana - Onaiza (264)	↓	4,090
Ar-Raqqa	1,715	Ar-Raqqa (480)	Karama (360)	Al-Thawrah (422)	Ein Issa (250)	↓	3,572
Hama	1,613	Arfa (168)	Kafr Nabutha (150)	Atma (209)	Hama (171)	↑	1,371
Deir-ez-Zor	816	Jdid Ekeidat (210)	Jdidet Bikara (150)	Ein Issa (570)	Mabruka (96)	↑	702
Homs	169	Zafaraniya (90)	Ar-Rastan (49)	Asilah (72)	Tir Maallah (28)	↓	203

¹ UNHCR, Syria: Flash update on recent events - 28 September 2017.

² Location of origin refers to the most recent location from which IDPs have departed.

³ The ISMI bi-weekly displacement summary tracks only displacements which occur inside Syria.

IDLEB GOVERNORATE

Recorded IDP arrivals

- 16,725 IDPs

% of arrivals from other governorates

- 57%

Most common shelter of newly arrived IDPs

- Rented/owned housing (5,745 IDPs)
- Camps (4,174 IDPs)

Recorded IDP departures

- 4,314 IDPs

% of departures to other governorates

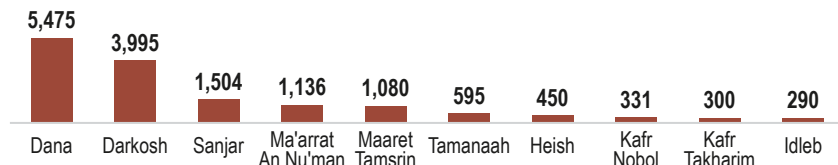
- 37%

Most common reasons for IDPs leaving Idleb communities

- Escalation of conflict
- Safety and security situation in the community compared to elsewhere

A total of **16,725 IDPs** were recorded arriving to ISMI-covered communities in Idleb governorate between 16 and 30 September. The largest numbers of arrivals came from **Jisr-Ash-Shugur (2,126)** and **Madiq Castle (1,613)** sub-districts (Figure 2). Meanwhile, **4,314 IDPs** left ISMI-covered Idleb communities, almost two thirds of whom intending to travel elsewhere within the governorate.

Figure 1: Idleb sub-districts receiving the largest IDP arrivals (# IDPs)



Map 2: Major displacement to and across Idleb governorate

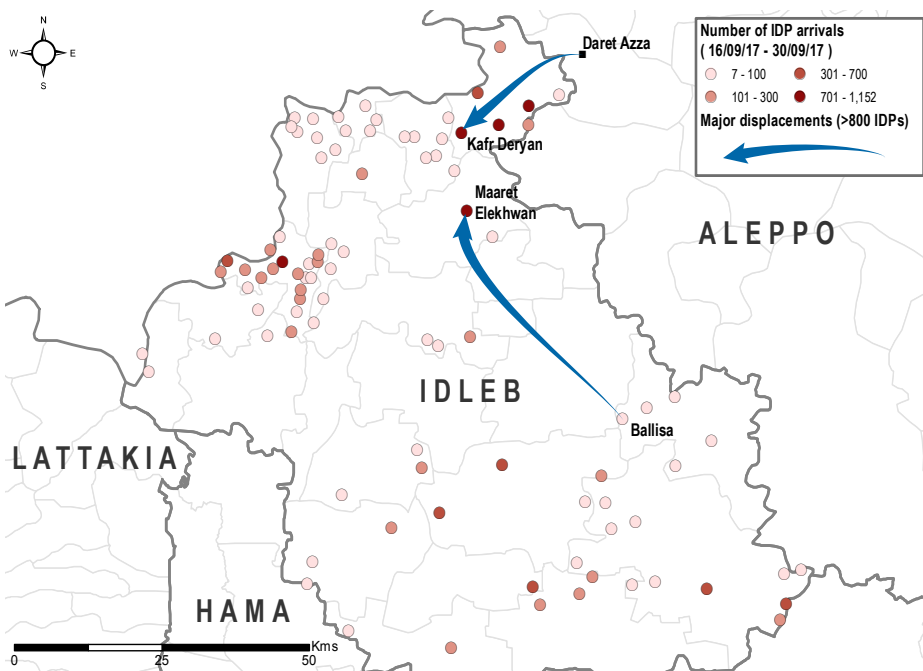


Figure 2: Five most common sub-districts of origin of arrivals (# IDPs)

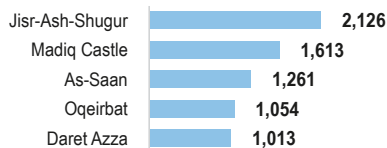
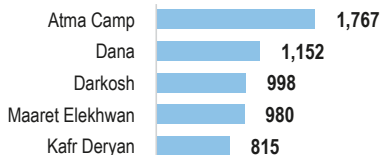


Figure 3: Five ISMI-covered communities receiving largest IDP arrivals (# IDPs)



AR-RAQQA GOVERNORATE

In the second half of September, **4,066 IDPs** arrived to ISMI-covered communities in Ar-Raqqa governorate, over half arriving to **Karama (2,621)** sub-district (Figure 4). Simultaneously, **1,715 IDPs** were recorded departing ISMI-covered communities in Ar-Raqqa governorate.

Figure 4: Ar-Raqqa sub-districts receiving IDP arrivals (# IDPs)

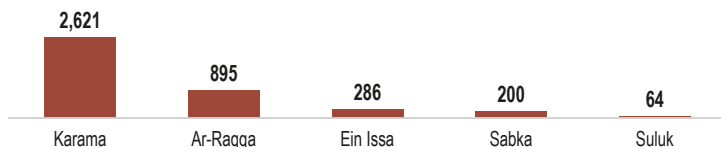


Figure 5: Five most common sub-districts of origin of arrivals (# IDPs)

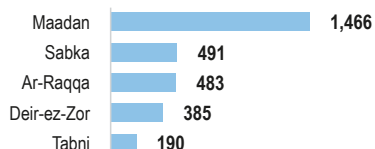
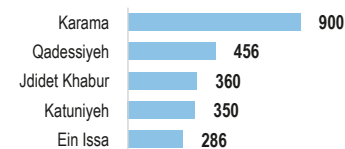


Figure 6: Five ISMI-covered communities receiving largest IDP arrivals (# IDPs)



Recorded IDP arrivals

- 4,066 IDPs

% of arrivals from other governorates

- 26%

Most common shelter of newly arrived IDPs

- Hosted (1,447 IDPs)
- Individual tents (807 IDPs)

Recorded IDP departures

- 1,715 IDPs

% of departures to other governorates

- 1%

Most common reasons for IDPs leaving Ar-Raqqa communities

- Escalation of conflict
- Safety and security situation in the community compared to elsewhere

ALEPPO GOVERNORATE

Recorded IDP arrivals

- 7,229 IDPs
- % of arrivals from other governorates: 79%

Most common shelter of newly arrived IDPs

- Rented/owned housing (4,291 IDPs)
- Hosted (876 IDPs)

Recorded IDP departures

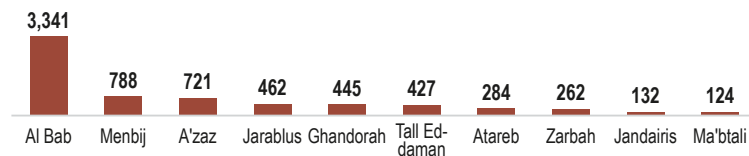
- 3,887 IDPs
- % of departures to other governorates: 5%

Most common reason for IDPs leaving Aleppo communities

- Reduced conflict in area of origin

ISMI-covered communities in Aleppo governorate witnessed the arrival of 7,229 IDPs between 16 and 30 September, most commonly to Al Bab (2,138) and Qabasin (1,140) (Figure 9). Meanwhile, 3,887 IDPs left ISMI-covered communities in Aleppo, predominantly intending to travel elsewhere within the governorate.

Figure 7: Aleppo sub-districts receiving IDP arrivals (# IDPs)



Map 3: Major displacement to and across Aleppo governorate

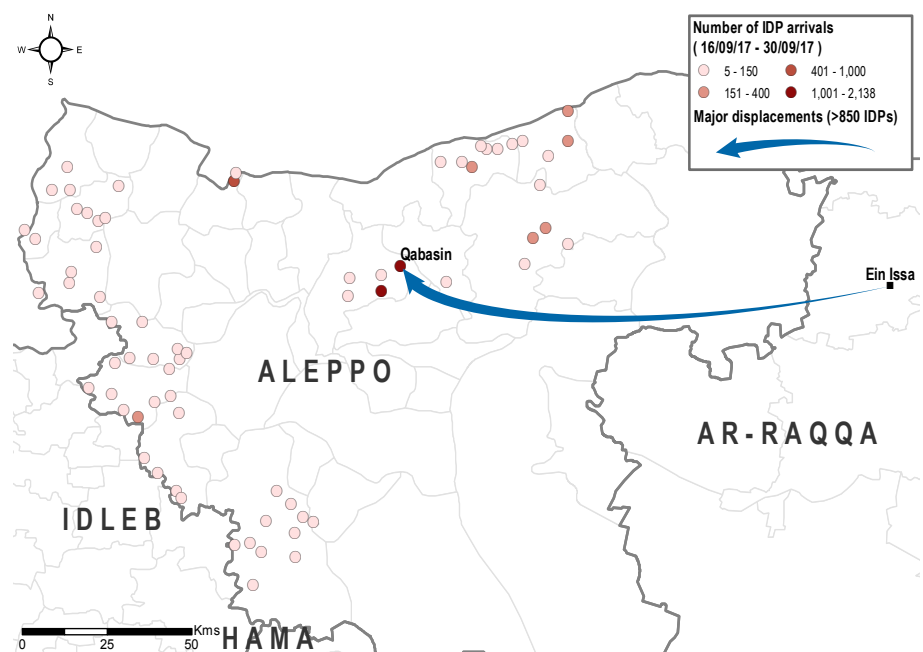


Figure 8: Five most common sub-districts of origin of arrivals' (# IDPs)

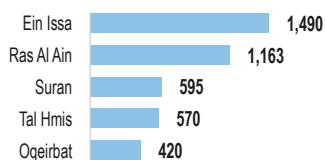
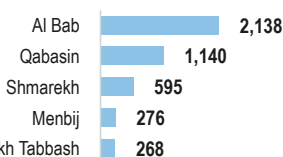


Figure 9: Five ISMI-covered communities receiving largest IDP arrivals (# IDPs)



DEIR-EZ-ZOR GOVERNORATE

In the second half of September, 2,692 IDPs arrived to ISMI-covered communities in Deir-ez-Zor governorate, most commonly to Al Mayadin (1,218) (Figure 12). Meanwhile, 816 IDPs were recorded departing ISMI-covered communities in Deir-ez-Zor governorate, predominantly intending to travel to other governorates.

Figure 10: Deir-ez-Zor sub-districts receiving IDP arrivals (# IDPs)

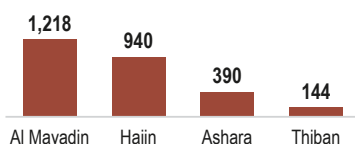


Figure 11: Most common sub-districts of origin of arrivals (# IDPs)

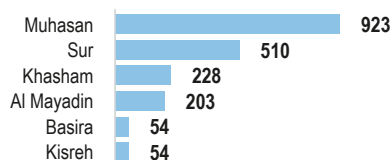
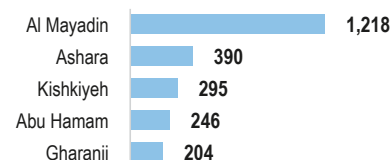


Figure 12: Five ISMI-covered communities receiving largest IDP arrivals (# IDPs)



Recorded IDP arrivals

- 2,692 IDPs
- % of arrivals from other governorates: 0%

Most common shelter of newly arrived IDPs

- Rented/owned housing (1,692 IDPs)
- Hosted (880 IDPs)

Recorded IDP departures

- 816 IDPs
- % of departures to other governorates: 93%

Most common reasons for IDPs leaving Deir-ez-Zor communities

- Loss of assets
- Escalation of conflict

HAMA GOVERNORATE

Recorded IDP arrivals

- 1,651 IDPs

% of arrivals from other governorates

- 18%

Most common shelter of newly arrived IDPs

- Hosted (883 IDPs)
- Rented/owned housing (516 IDPs)

Recorded IDP departures

- 1,613 IDPs

% of departures to other governorates

- 38%

Most common reasons for IDPs leaving Hama communities

- Escalation of conflict
- Safety and security situation in the community compared to elsewhere

Between 16 and 30 September, **1,651 IDP arrivals** were recorded in ISMI-covered Hama communities. Simultaneously, a total of **1,613 IDPs** were recorded leaving ISMI-covered communities in Hama, almost two thirds of whom intending to travel elsewhere within the governorate.

Figure 13: Hama sub-districts receiving IDP arrivals (# IDPs)

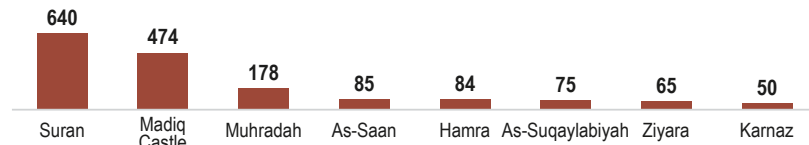


Figure 14: Five most common sub-districts of origin of arrivals (# IDPs)

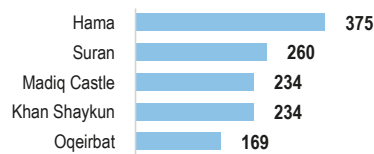
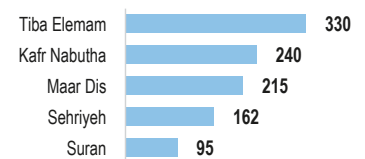


Figure 15: Five ISMI-covered communities receiving largest IDP arrivals (# IDPs)



HOMS GOVERNORATE

A total of **150 IDPs** arrived to ISMI-covered communities in Homs between 16 and 30 September. Meanwhile, a total of **169 IDP departures** from ISMI-covered areas in Homs were recorded in the same period.

Figure 16: Homs sub-districts receiving IDP arrivals (# IDPs)

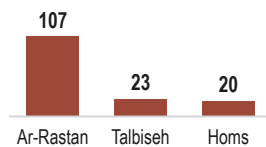


Figure 17: Sub-districts of origin of arrivals (# IDPs)

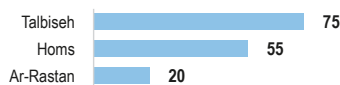
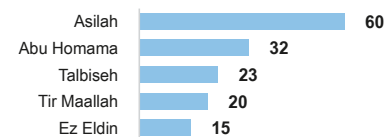


Figure 18: ISMI-covered communities receiving IDP arrivals (# IDPs)



Recorded IDP arrivals

- 150 IDPs

% of arrivals from other governorates

- 0%

Most common shelter of newly arrived IDPs

- Hosted (113 IDPs)
- Rented/owned housing (35)

Recorded IDP departures

- 169 IDPs

% of departures to other governorates

- 0%

Most common reasons for IDPs leaving Homs communities

- Improved safety and security in area of origin
- Loss of income

About ISMI & This Factsheet

The **IDP Situation Monitoring Initiative (ISMI)** is an initiative of the Camp Coordination and Camp Management (CCCM) Cluster, implemented by REACH and supported by Syria Relief Network (SRN) and other cluster members.

Following a baseline assessment conducted between 23 October and 21 November 2016, weekly/bi-weekly data collection cycles have been initiated to provide regular updates on IDP movements. Based on 1,183 communities in the governorates of Aleppo, Ar-Raqqa, Deir-ez-Zor, Hama, Homs and Idlib during the baseline, this factsheet presents a summary of reported inward and outward movements of IDPs in the month of September 2017. **From 16 to 30 September 2017, such displacements were reported in 305 communities out of all ISMI-covered communities.**

Displacement was identified through an extensive key informant (KI) network, either through alerts initiated by KIs or follow-up by enumerators. A range of 2-3 KIs were interviewed in each community, while collected information was further triangulated through other sources, including CCCM member data and humanitarian updates. This approach allows for regular updates on IDP movements at a community level across ISMI coverage areas. However, movement updates are limited to areas covered by ISMI and there are, therefore, displacements that are not reported here.

An initiative of



Feedback: CCCM Cluster
Northern Syria

Email: syria.cross.border.info@cccmcluster.org

Info: <http://www.globalccmcluster.org>
<https://www.humanitarianresponse.info>

Implemented by

