

### Background

The Water Price Monitoring assessment aims to establish a data collection, monitoring and reporting system on water market prices in order to allow humanitarian and development actors to better analyse humanitarian needs in areas particularly affected by drought.

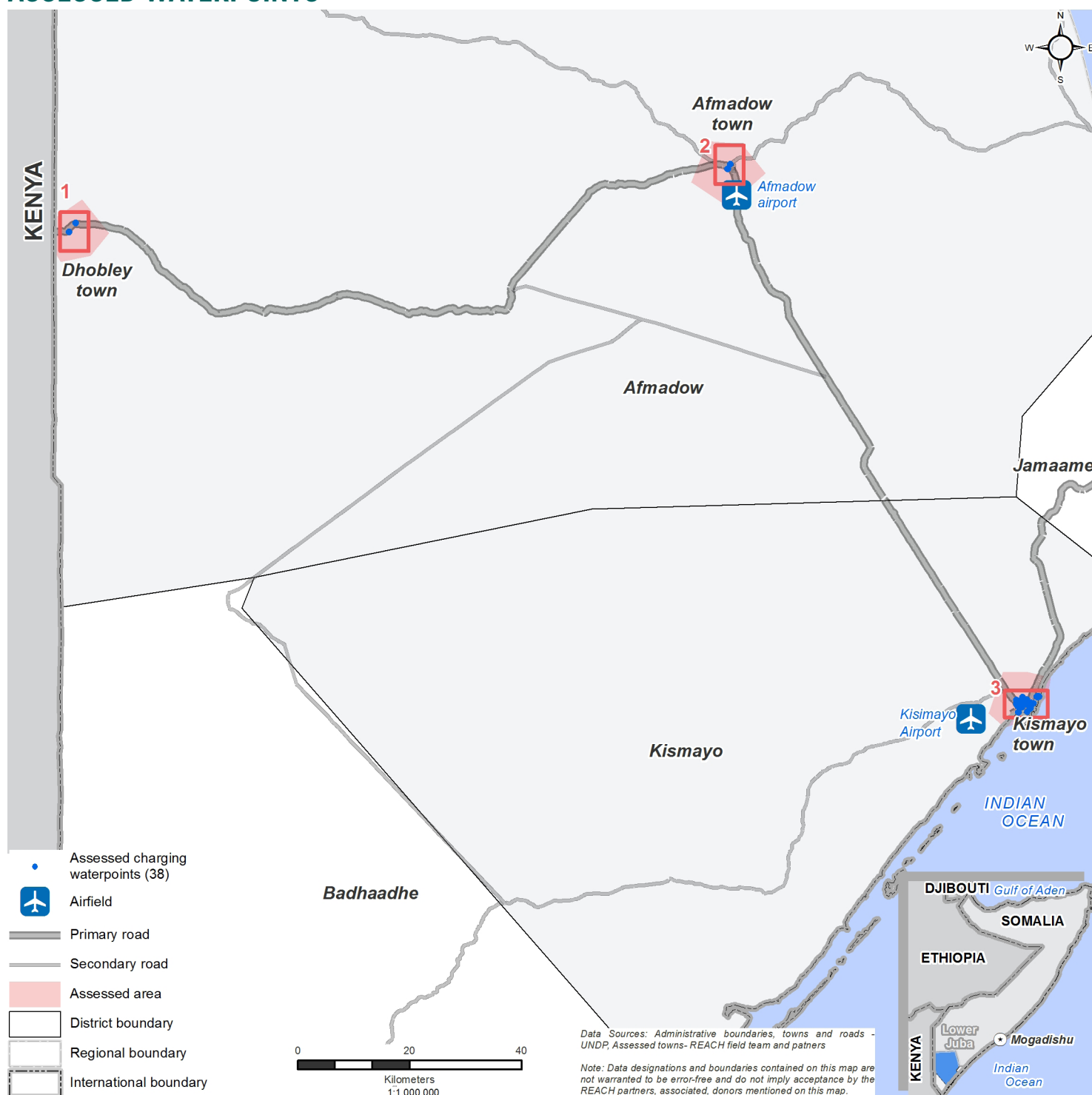
July data collection in Lower Juba was conducted through a quantitative survey between 26 - 27 July, focusing only on those waterpoints in the region that are charging for water. The assessment has followed the official district boundaries of the region.

All prices are shown in US Cents for 90L of water. This is the daily amount used by a household of six members, consuming the minimum Sphere standard of 15L water per person per day. Price changes are subject to exchange rate.

### Key Findings

- This factsheet presents information collected from 4 waterpoints in Afmadow and 34 waterpoints in Kismayo districts in Lower Juba region.
- On average, there was no change in the price of water across the assessed waterpoints in Lower Juba region from June to July.
- The majority of the waterpoints (87%) showed no price change, 5% had a decrease in price and 8% an increase from June to July.
- More households accessing the waterpoints (67%) and increased quality of water (33%) were the main reasons for price changes for those waterpoints having an increase in price.
- Two waterpoints had a decrease in price from June to July of which one reported high levels of salinity and the other higher availability of water that resulted in a lower price of water.

## ASSESSED WATERPOINTS



## ASSESSED WATERPOINTS

# of Assessed Waterpoints in June: **38**

# of Assessed Waterpoints in July: **38**

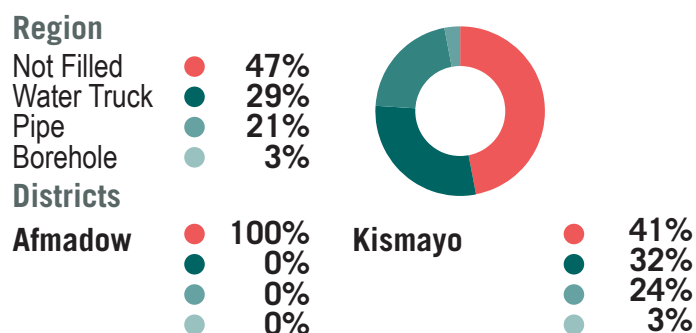
## Types of Assessed Waterpoints

# and % of assessed waterpoints:



## Waterpoint Filling

% of waterpoints that are used as water storage and refilled through the following:



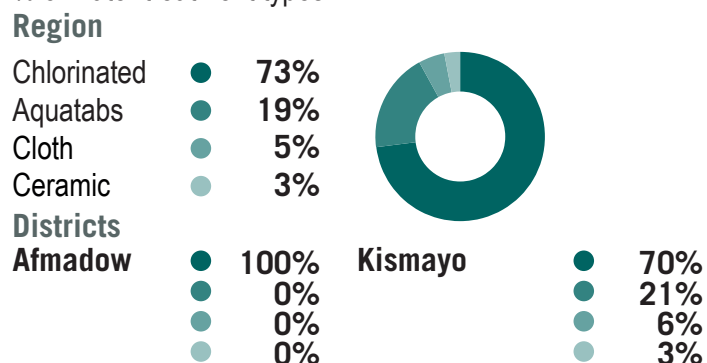
## Waterpoint Filling Source

Water source of origin for trucking distribution and re-filling:

District	Settlement	%
Kismayo	Kismayo	100%

## Types of Water Treatment

% of water treatment types:



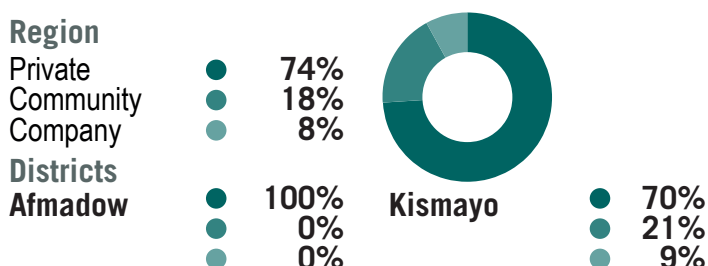
## Most Reported Problems

% of waterpoints reportedly having the following problems: (Respondents could select multiple options)

Region	#	%
No Problem	38	100%

## Waterpoint Administrator

% of waterpoints with the following administrator:



## WATER PRICE

Prices are shown in US Cents.

1 USD = 23,000 SOS as of July 2017, average exchange rate reported. Price changes were calculated based on the average change across waterpoints.

## Average Price, by District

Region	June	July	% Change
Lower Juba	37	37	0%
District			
Afmadow	39	34	-13%
Kismayo	36	37	+3%

## Median Price, by District

Region	June	July	% Change
Lower Juba	39	39	0%
District			
Afmadow	39	39	0%
Kismayo	39	39	0%

## Price, by Waterpoint Administrator

The average price of water by waterpoint administrator:

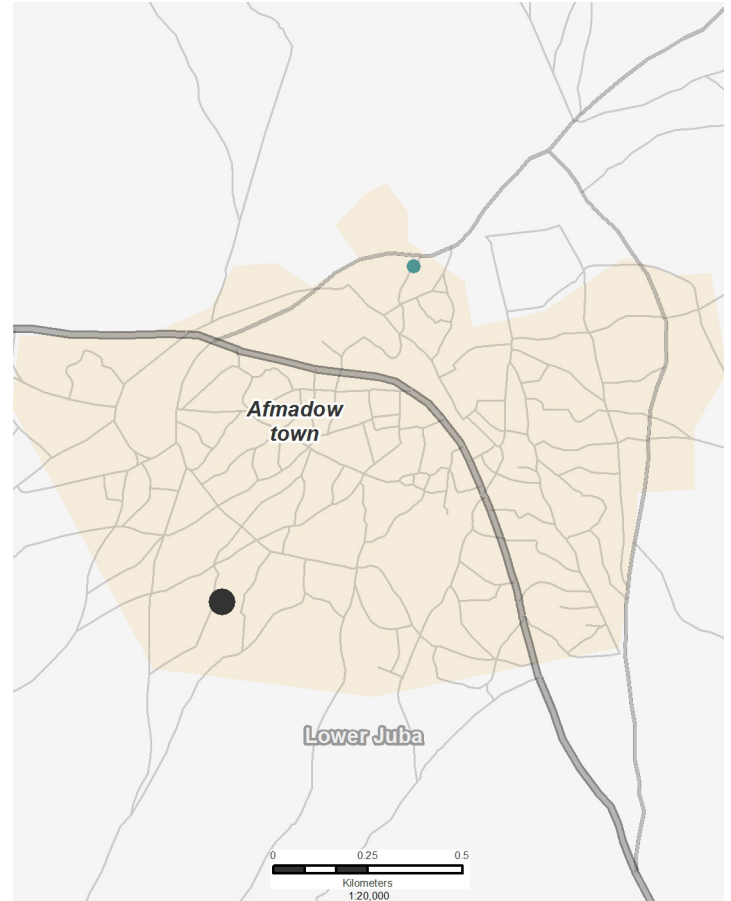
Region	June	July	% Change
Private	40	38	-5%
Community	36	33	-8%
Company	49	37	-24%
District			
Afmadow			
Private	39	34	-13%
Kismayo			
Private	37	38	-2%
Community	36	36	0%
Company	33	39	+20%

## WATER PRICE, BY AREA

Area 1: Dhobley Town (Afmadow District)



Area 2: Afmadow Town



Area 3: Kismayo Town

