



# Cross-Border Population Movement Factsheet

## Renk Port and Road Monitoring

Renk County, Upper Nile State, South Sudan

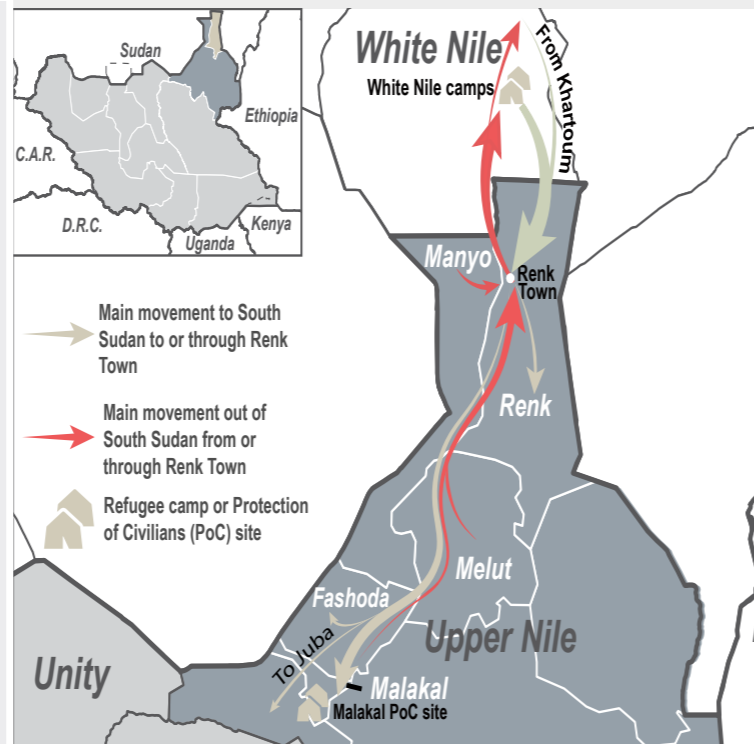
### CONTEXT AND METHODOLOGY

Renk Town is located in Renk County, Upper Nile State, near South Sudan's border with Sudan. Since independence in 2011, Renk has been a major destination and transit point to other parts of Upper Nile State for arrivals from Sudan.

REACH monitors three transit sites in Renk Town, two road points (Sukjima and Zero bus stations) and one port (Renk Port), to record exiting and entering households (HHs) coming to, from or through the town on a daily basis. Data is collected at the HH level on HH demographics, vulnerabilities, transportation routes, key push/pull factors, and intentions on a daily basis, after which it is summarised into a monthly factsheet to provide humanitarian actors with an overview of cross-border movement trends.

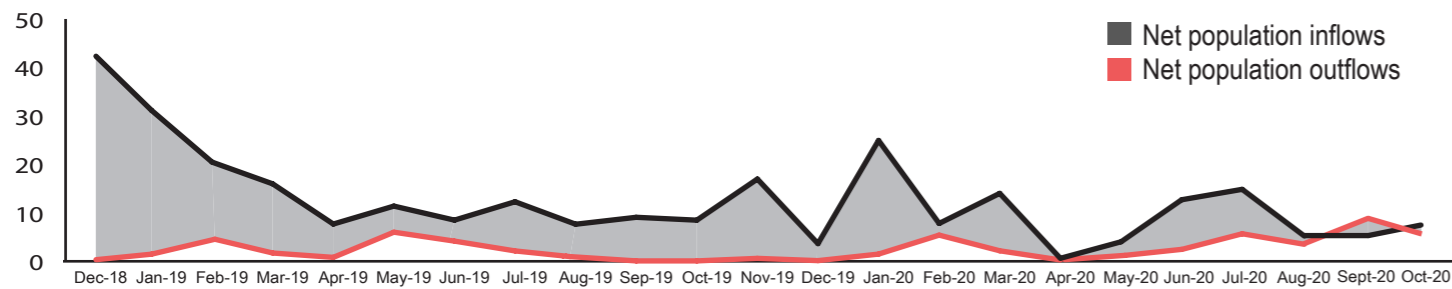
While enumerators aim to interview as many HHs as possible, it is often impossible to interview all HHs during high traffic hours. Moreover, this exercise does not capture population movements at informal border sites or movement outside of data collection hours (9:00 a.m - 5:00 p.m). Additionally, data collection is not conducted directly at the border entry point and some populations reportedly do not continue to Renk Town. As a result, **data presented in this factsheet does not capture all population movements and as such findings are not representative but rather indicative only of broader population movement trends for the assessed population.**<sup>1</sup> This factsheet is based on primary data collected from 1-7 October 2020.

**Notice: data collection was suspended from 7th October due to security concerns; as such reported population movement trends for October and comparison of October trends to previous months should be approached with caution.**



### GENERAL MOVEMENT TRENDS

Monthly, average daily number of individuals inbound to (grey) and outbound from (red) South Sudan with the intention to stay in their final destination for more than six months recorded in Renk Town from December 2018 to October 2020:



In October, long-term population inflows remained at around 4 individuals per day whilst long-term population outflows decreased to 3 individuals per day.

### Type of movement

Total number of HHs and individuals recorded in October 2020:

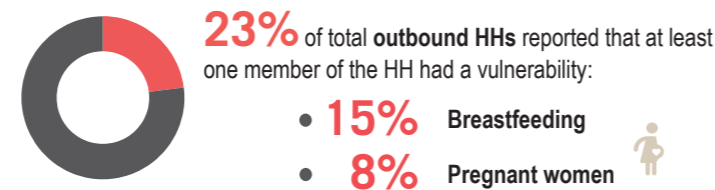
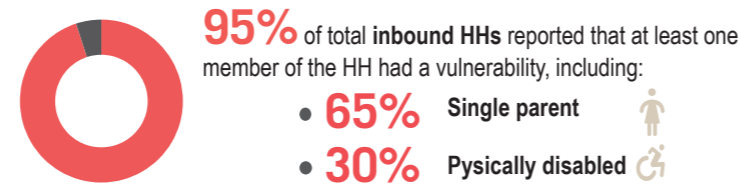
	HHs	Individuals	% <sup>2</sup>
Inbound to South Sudan from Sudan	20	81	50%
Outbound to Sudan from South Sudan	13	42	33%
Internal movement within South Sudan <sup>1</sup>	7	18	17%

### Self-reported refugees

Proportion of inbound HHs (left) and outbound HHs (right) who self-reported having refugee status in another country:



### Vulnerabilities<sup>3</sup>



### INBOUND TO SOUTH SUDAN<sup>4</sup>

**90%** of inbound HHs reported intending to **stay more than six months or permanently** in their final destination.

#### Demographics

Proportion of recorded travellers by demographic group:



**100%** of inbound HHs were partial HHs.<sup>5</sup>

#### Previous location

Primary reported locations from which inbound HHs were leaving:

White Nile Refugee Camps, Sudan	60%
Um Durman, Sudan	15%
Khartoum, <sup>6</sup> Sudan	10%

#### Intended destination

Primary reported intended destinations for inbound HHs:

Malakal POC	55%
Fashoda	20%
Renk Town <sup>7</sup>	10%

#### Push factors

Primary reported push factors for inbound HHs to leave their last location:

Distance from family / home	35%
Lack of shelter	20%
Lack of food	15%

#### Reasons for coming to South Sudan

Primary reported pull factors for inbound HHs, July to October 2020:


	July 2020	August 2020	September 2019	October 2020
Proximity to family / home	39%	66%	64%	45%
Perceived availability of food	37%	12%	7%	35%
Presence of work opportunities	6%	12%	0%	15%

### OUTBOUND FROM SOUTH SUDAN

**15%** of outbound HHs reported intending to **stay more than six months or permanently** in their final destination in South Sudan.

#### Demographics

Proportion of recorded travellers by demographic group:



**92%** of outbound HHs were partial HHs.<sup>5</sup>

#### Previous location

Primary reported locations from which outbound HHs were leaving:

Renk Town	69%
Melut County	15%
Manyo County	15%

#### Intended destination

Primary reported intended destinations for outbound HHs:

White Nile Refugee Camps, Sudan	85%
Khartoum, <sup>6</sup> Sudan	15%

#### Pull factors

Primary reported pull factors for outbound HHs to go to a new location:

Perceived availability of food	38%
Proximity to family / home	23%
Perceived availability of jobs	23%

#### Reasons for leaving South Sudan

Primary reported push factors for outbound HHs, July to October 2020:

	July 2020	August 2020	September 2020	October 2020
Lack of food	54%	57%	37%	38%
Distance from family / home	41%	24%	32%	31%
Lack of jobs	0%	2%	9%	23%

Notes:  
 1. While internal movement within South Sudan was also recorded in Renk over the period (25% of all movements), this factsheet covers crossborder movement only. Percentages refer to proportion of households.  
 2. This percentage is based off of households (HHs), not individuals.  
 3. Respondents could choose more than one answer, the three most frequent answers for each movement type are reported here.  
 4. Unless otherwise specified, these figures reflect trends for all HHs interviewed, regardless of the length of time that the HHs are planning to stay at destination.  
 5. Partial HHs are those where not all members of the self-identified family unit were reportedly travelling. Please note, family units in South Sudan often extend beyond the nuclear family.  
 6. This percentage is a combination of HHs reporting having departed from Khartoum North and Hai Khartoum.  
 7. 10% of households also reported Juba as their intended destination.