

OVERALL FINDINGS: 1 - 15 July

- 242 out of 1,183 ISMI-covered communities in Aleppo, Ar-Raqqa, Deir-ez-Zor, Hama, Homs and Idleb governorates experienced inward or outward movement of IDPs:
 - 23,117 IDP departures
 - 18,805 IDP arrivals
- Out of all arrivals to ISMI-covered communities 68% were to Idleb and Aleppo governorates.
- Almost 10,100 IDP departures were recorded in ISMI-covered communities in Aleppo governorate. More than half of them left Menbij (5,378) sub-district.

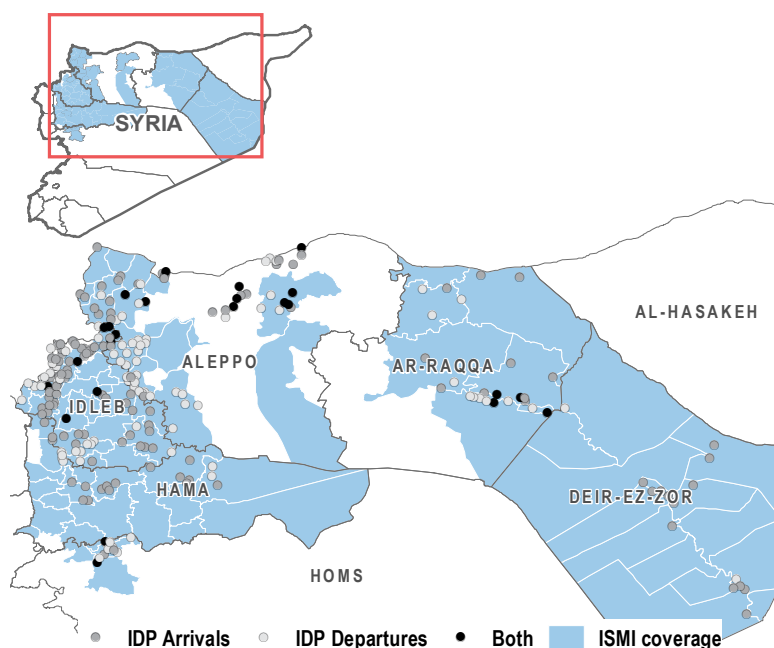


Table 1: Recorded IDP arrivals to ISMI-covered communities, by governorate, 1- 15 July 2017

GOVERNORATE	IDP ARRIVALS						Change from last two weeks	Last two weeks Reported arrivals (# IDPs)
	Reported arrivals (# IDPs)	Communities with largest IDP arrivals (# IDPs)		Most common origins ¹ of IDP arrivals (# IDPs)				
Idleb	6,581	Deir Hassan - Darhashan (846)	Sarmada (834)	Bab Alsalamah (2,897)	Qqeirbat (1,014)	↓	11,240	
Aleppo	6,236	Menbij (2,760)	Jamel (485)	Ein Issa (2,936)	Masudiyeh (485)	↓	8,504	
Ar-Raqqa	4,567	Karama (600)	Samera - Oweija Hamad Ellassaf (575)	Sabka (659)	Ar-Raqqa (562)	↑	2,801	
Hama	852	Suran (140)	Sher (132)	Halfaya (144)	Hama (134)	↑	547	
Deir-ez-Zor	402	Al Mayadin (60)	Jdid Ekeidat (49)	Al Mayadin (91)	Ali Bek wa Abd Al Aziz (74)	↓	530	
Homs	167	Ar-Rastan (98)	Talbiseh (34)	Dar Kabira (42)	Zafaraniya (28)	↑	82	

Table 2: Recorded IDP departures from ISMI-covered communities, by governorate, 1 - 15 July 2017

GOVERNORATE	IDP DEPARTURES						Change from last two weeks	Last two weeks Reported departures (# IDPs)
	Reported departures (# IDPs)	Communities with largest IDP departures (# IDPs)		Most common destinations ² of IDP departures (# IDPs)				
Aleppo	10,096	Menbij (4,374)	Zoghra (1,442)	Sarmada (986)	Wa'er (855)	↑	8,785	
Idleb	6,766	Dana (1,242)	Atma Camp (1,140)	Jisr-Ash-Shugur (635)	Khan Shaykun (605)	↓	11,614	
Ar-Raqqa	5,873	Ar-Raqqa (1,800)	Ein Issa (1,026)	Hazimeh (627)	Mansura (570)	↓	19,440	
Homs	161	Dar Kabira (30)	Zafaraniya (24)	Ar-Rastan (54)	Talbiseh (36)	↑	57	
Hama	156	Rahjan (42)	As-Saan (30)	Tamanaah (42)	Murak (30)	↓	209	
Deir-ez-Zor	65	Hajin (35)	Jazaret Elbuhmeid (30)	Mabruka (30)	Gharanij (15)	↓	288	

¹ Location of origin refers to the most recent location from which IDPs have departed.

² The ISMI bi-weekly displacement summary tracks only displacements which occur inside Syria.

Recorded IDP arrivals

- 6,236 IDPs

% of arrivals from other governorates

- 80%

Most common shelter of newly arrived IDPs

- Individual tents (1,942 IDPs)
- Camps (1,797 IDPs)

Recorded IDP departures

- 10,096 IDPs

% of departures to other governorates

- 20%

Most common reasons for IDPs leaving Aleppo communities

- Reduced conflict in area of origin
- Reduced access to food

ALEPPO GOVERNORATE

ISMI-covered areas in Aleppo governorate experienced inward movement of 6,236 IDPs between 1 and 15 July. The majority of them (80%) came from other governorates, including, but not limited to, **Ar-Raqqa (3,224)**, **Homs (803)** and **Hama (442)** (Figure 2 and Map 1). Meanwhile, **10,096 IDPs left ISMI-covered communities**. **Menbij (4,374)** and **Zoghra (1,442)** communities saw the highest numbers of departures, reportedly intent on travelling to other communities in the governorate of Aleppo.

Map 1: Major displacement into Aleppo governorate



Figure 1: Five ISMI-covered communities receiving largest IDP arrivals (# IDPs)

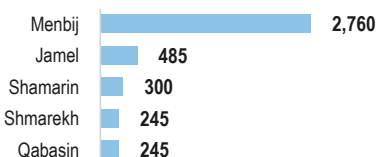


Figure 2: Five most common sub-districts of origin of arrivals (# IDPs)

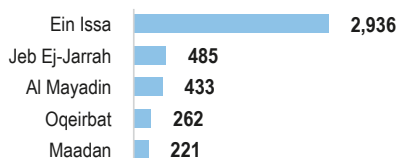
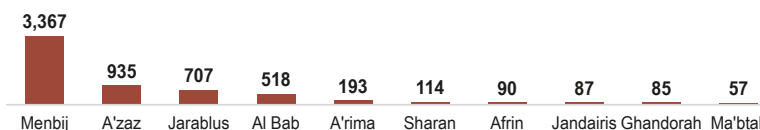


Figure 3: Aleppo sub-districts receiving the largest IDP arrivals (# IDPs)



DEIR-EZ-ZOR GOVERNORATE

A total of 402 IDPs were recorded arriving to ISMI-covered communities in Deir-ez-Zor. Almost two thirds of them travelled from communities inside the governorate, and over one third came from Ar-Raqqa governorate, namely from **Ar-Raqqa sub-district (148)** (Figure 5).

Figure 4: Five ISMI-covered communities receiving largest IDP arrivals (# IDPs)



Figure 5: Most common sub-districts of origin of arrivals (# IDPs)

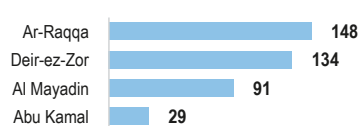
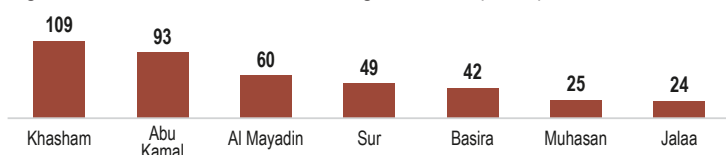


Figure 6: Deir-ez-Zor sub-districts receiving IDP arrivals (# IDPs)



Recorded IDP arrivals

- 402 IDPs

% of arrivals from other governorates

- 37%

Most common shelter of newly arrived IDPs

- Hosted (225 IDPs)
- Rented/owned housing (177 IDPs)

Recorded IDP departures

- 65 IDPs

% of departures to other governorates

- 46%

Most common reasons for IDPs leaving Deir-ez-Zor communities

- Loss of income

IDLEB GOVERNORATE

Recorded IDP arrivals

- 6,581 IDPs

% of arrivals from other governorates

- 90%

Most common shelter of newly arrived IDPs

- Rented/owned housing (2,399 IDPs)
- Hosted (1,410 IDPs)

Recorded IDP departures

- 6,766 IDPs

% of departures to other governorates

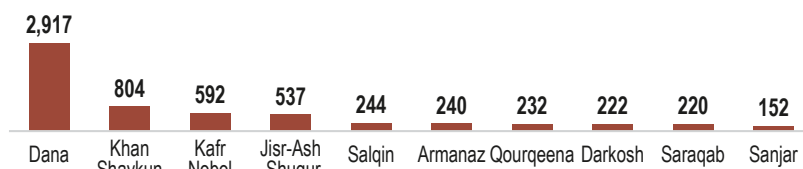
- 42%

Most common reasons for IDPs leaving Idleb communities

- Reduced conflict in area of origin

A total of 6,581 IDP arrivals were recorded to ISMI-covered Idleb communities during the reporting period. The majority of IDPs were displaced from **Bab Alsalameh (2,897)** and **Oqeirbat (1,014)** communities (Map 2), in Aleppo and Hama governorates respectively. Meanwhile, **6,766** IDPs left the governorate, of whom a majority intended to travel to **Aleppo (1,485)** or stay within Idleb (**2,723**) governorate.

Figure 10: Idleb sub-districts receiving largest IDP arrivals (# IDPs)



Map 2: Major displacement into Idleb governorate

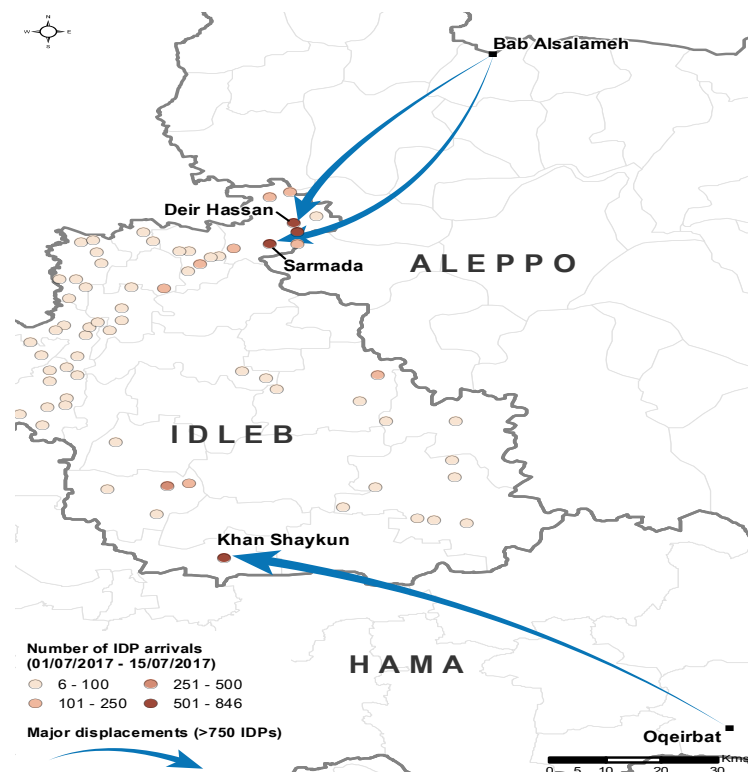


Figure 11: Five ISMI-covered communities receiving largest IDP arrivals (# IDPs)

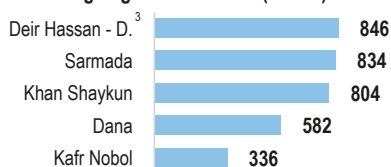
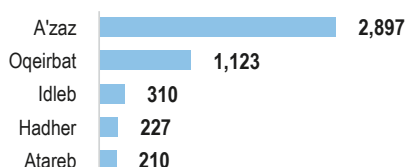


Figure 12: Most common sub-districts of origin of arrivals (# IDPs)



HAMA GOVERNORATE

Between 1 and 15 July, **852** IDPs arrived to ISMI-covered communities in Hama governorate, almost all of them (92%) coming from communities within the same governorate, most commonly from **Suran (297)** sub-district (Figure 9). All departures in Hama were from **Madiq Castle (84)** and **As-Saan (72)** sub-districts.

Figure 7: Hama sub-districts receiving IDP arrivals (# IDPs)

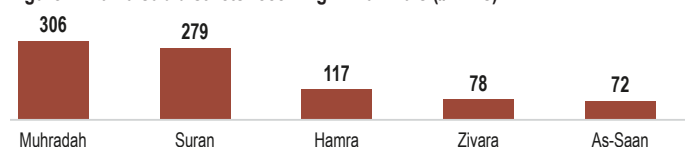


Figure 8: Five ISMI-covered communities receiving largest IDP arrivals (# IDPs)

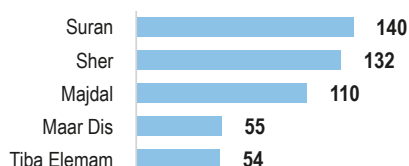
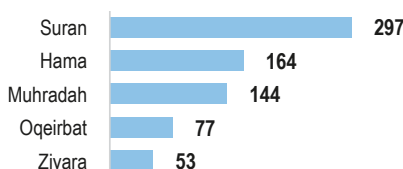


Figure 9: Five most common sub-districts of origin of arrivals (# IDPs)



Recorded IDP arrivals

- 852 IDPs

% of arrivals from other governorates

- 8%

Most common shelter of newly arrived IDPs

- Rented/owned housing (141 IDPs)
- Hosted (21 IDPs)

Recorded IDP departures

- 156 IDPs

% of departures to other governorates

- 66%

Most common reasons for IDPs leaving Hama communities

- Loss of income

³The full name is Deir Hassan - Darhashan.

Recorded IDP arrivals

- 4,567 IDPs

% of arrivals from other governorates

- 9%

Most common shelter of newly arrived IDPs

- Individual tents (943 IDPs)
- Hosted accommodation (558 IDPs)

Recorded IDP departures

- 5,873 IDPs

% of departures to other governorates

- 6%

Most common reasons for IDPs leaving Ar-Raqqa communities

- Escalation of conflict

Figure 13: Most common sub-districts of origin of arrivals (# IDPs)

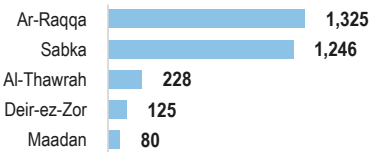



Figure 14: Five ISMI-covered communities receiving largest IDP arrivals (# IDPs)



HOMS GOVERNORATE

ISMI-covered communities in Homs governorate saw the lowest number of arrivals (167) between the 1 and 15 July. Displacement in Homs remains localised, as all of the IDP arrivals originated from within the governorate, and all of the IDPs leaving intended to stay within the governorate.

Figure 16: Communities receiving IDP arrivals (# IDPs)

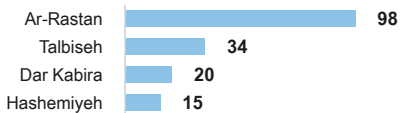


Figure 17: Sub-districts of origin of arrivals (# IDPs)



⁴The full name is Samera - Oweija Hamad Ellassaf.

AR-RAQQA GOVERNORATE

A total of 4,567 IDPs arrived in ISMI-covered communities in Ar-Raqqa governorate between 1 and 15 July. Karama (2,415) and Ar-Raqqa (1,605) sub-districts received the largest numbers of arrivals (Figure 15). Meanwhile, 5,873 IDPs left communities in Ar-Raqqa governorate, with a majority of them intending to go to communities within the same governorate.

Map 3: Major displacement in Ar-Raqqa governorate

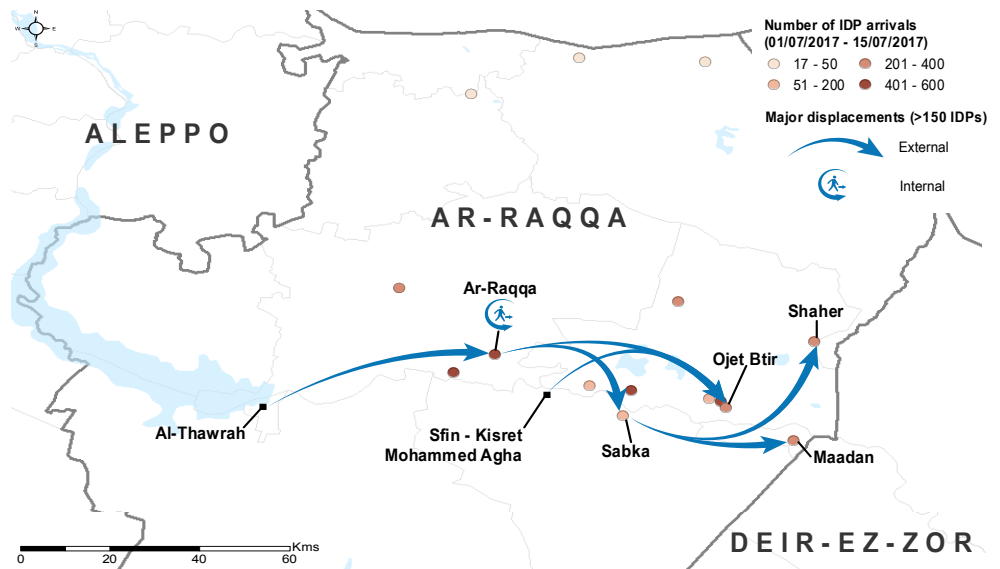
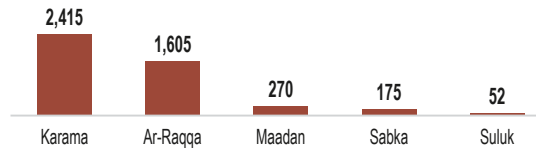


Figure 15: Ar-Raqqa sub-districts receiving largest IDP arrivals (# IDPs)



Recorded IDP arrivals

- 167 IDPs

% of arrivals from other governorates

- 0%

Most common shelter of newly arrived IDPs

- Rented/owned housing (141 IDPs)

Recorded IDP departures

- 161 IDPs

% of departures to other governorates

- 0%

Most common reasons for IDPs leaving Homs communities

- Safety and security situation in the community compared to elsewhere

About ISMI & This Factsheet

The IDP Situation Monitoring Initiative (ISMI) is an initiative of the Camp Coordination and Camp Management (CCCM) Cluster, implemented by REACH and supported by Syria Relief Network (SRN) and other cluster members.

Following a baseline assessment conducted between 23 October and 21 November 2016, weekly/bi-weekly data collection cycles have been initiated to provide regular updates on IDP movements. Based on 1,183 communities in the governorates of Aleppo, Ar-Raqqa, Deir-ez-Zor, Hama, Homs and Idlib during the baseline, this factsheet presents a summary of reported inward and outward movements of IDPs. **From 1 to 15 July 2017, such displacements were reported in 242 communities out of all ISMI-covered communities.**

Displacement was identified through an extensive key informant (KI) network, either through alerts initiated by KIs or follow-up by enumerators. A range of 2-3 KIs were interviewed in each community, while collected information was further triangulated through other sources, including CCCM member data and humanitarian updates. This approach allows for regular updates on IDP movements at a community level across ISMI coverage areas. However, movement updates are limited to areas covered by ISMI and there are, therefore, displacements that are not reported here.

An initiative of



Feedback: CCCM Cluster
Northern Syria

Email: syria.cross.border.info@cccmcluster.org

Info: <http://www.globalccmcluster.org>

<https://www.humanitarianresponse.info>

Implemented by

