



Arrival and Transit Monitoring

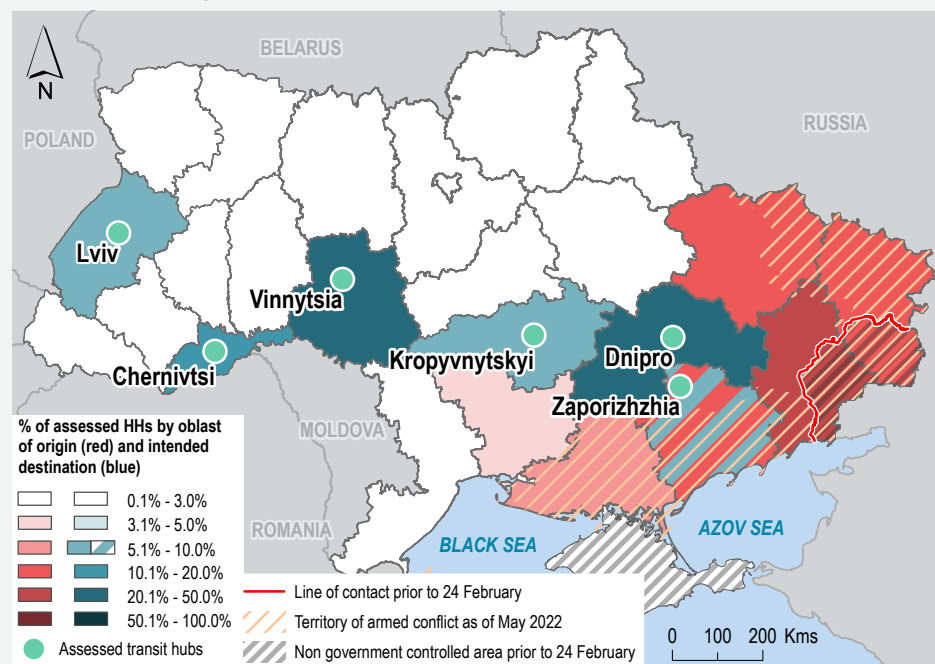
Lviv, Chernivtsi, Vinnytsia, Kropyvnytskyi, Dnipro, Zaporizhzhia

Ukraine
July 2022

Context & Methodology

Since 24 February 2022, an estimated 6,275,000 people are internally displaced within Ukraine, and an estimated 5,547,000 people have returned to the place of habitual residence after leaving due to hostilities, as of 23 June 2022 (IOM).¹ This includes internally displaced persons (IDPs) and those returning into Ukraine from abroad. To understand displacement trends, as well as displacement drivers and intentions, REACH conducted a **pilot Arrival and Transit Monitoring household survey between 20 May and 3 June 2022**. REACH enumerators interviewed heads of households (HH) arriving and transiting through 6 key IDP transit hubs across Ukraine: **Lviv, Chernivtsi, Vinnytsia, Kropyvnytskyi, Dnipro and Zaporizhzhia**. Interviews were conducted at transit centres, collective sites, administrative and humanitarian centres. In total, **2,077 household interviews** were conducted between 20 May and 3 June 2022. REACH's quantitative survey does not capture all arrivals and transits at each transit hub, but rather a purposive sample of IDPs. Findings do not provide a total estimate of arrivals and transits. Therefore, findings should be considered as **indicative** of population movement trends and of displacement drivers and intentions.

Map 1: Area of origin and intended destination reported by assessed HHs interviewed at transit hubs (20 May - 3 June 2022)



| | Lviv* | Chernivtsi | Vinnytsia | Kropyvnytskyi | Dnipro | Zaporizhzhia* |
|-------------------|-------|------------|-----------|---------------|--------|---------------|
| # of assessed HHs | 257 | 362 | 518 | 207 | 503 | 230 |

* data collection in these settlements took place between 26 May and 3 June 2022

General Arrival and Transit Trends

Types of Intended Movement

Total number of HHs assessed in 20 May - 3 June 2022:

| | HHs | % |
|--------------------------|-------|-----|
| Movement within Ukraine: | 1,965 | 95% |
| Outbound from Ukraine: | 112 | 5% |

Vulnerabilities

75% of total assessed HHs reported that at least one member of the HH had a vulnerability, including:

| | |
|------------------------------|----------|
| Children 0 to 5 years | 16% |
| Children 6 to 17 years | 37% |
| Unaccompanied children | 0% (n=5) |
| Elderly 65+ years | 30% |
| Pregnant and lactating women | 3% |
| Persons with disabilities | 14% |

Areas of Origin by Oblast

Total number of HHs assessed:

| | |
|--------------|-----|
| Donetska | 42% |
| Luhanska | 16% |
| Kharkivska | 15% |
| Zaporizka | 11% |
| Khersonska | 5% |
| Mykolaivska | 4% |
| Kyiv City | 2% |
| Kyivska | 2% |
| Chernihivska | 1% |
| Sumska | 1% |

Intended Destinations by Oblast

Total number of HHs assessed:

| | |
|-----------------|-----|
| Vinnytska | 26% |
| Dniprotetrovska | 22% |
| Chernivetska | 15% |
| Kirovohradska | 10% |
| Zaporizka | 9% |
| Lvivska | 7% |
| Rivnenska | 2% |
| Kharkivska | 1% |
| Kyiv City | 1% |
| Donetska | 1% |

Top 3 Reasons for leaving area of origin²

Total number of HHs assessed:

| | HHs | % |
|--|-------|-----|
| Shelling in/near my settlement | 1,195 | 27% |
| Active conflict in my settlement | 908 | 21% |
| Worried conflict escalation in the next days | 676 | 15% |

Top 3 Reasons to come to each transit hub²

Total number of HHs assessed:

| | HHs | % |
|---|-----|-----|
| Meeting family/ friends at/near this location | 755 | 31% |
| Perception of safety | 724 | 29% |
| Most direct route to final destination | 303 | 12% |

¹ International Organization for Migration (IOM), *General Population Survey, Round 6 (17 June 2022-23 June 2022)*, 27 June 2022

² HHs had multiple answer options (total may be >100%)



Arrival and Transit Monitoring

Lviv, Chernivtsi, Vinnytsia, Kropyvnytskyi, Dnipro, Zaporizhzhia

Ukraine
July 2022


Lviv

Movement Intentions

of assessed HHs transiting: 83
of assessed HHs arriving: 111
of assessed HHs don't know: 22

Demographic Profile

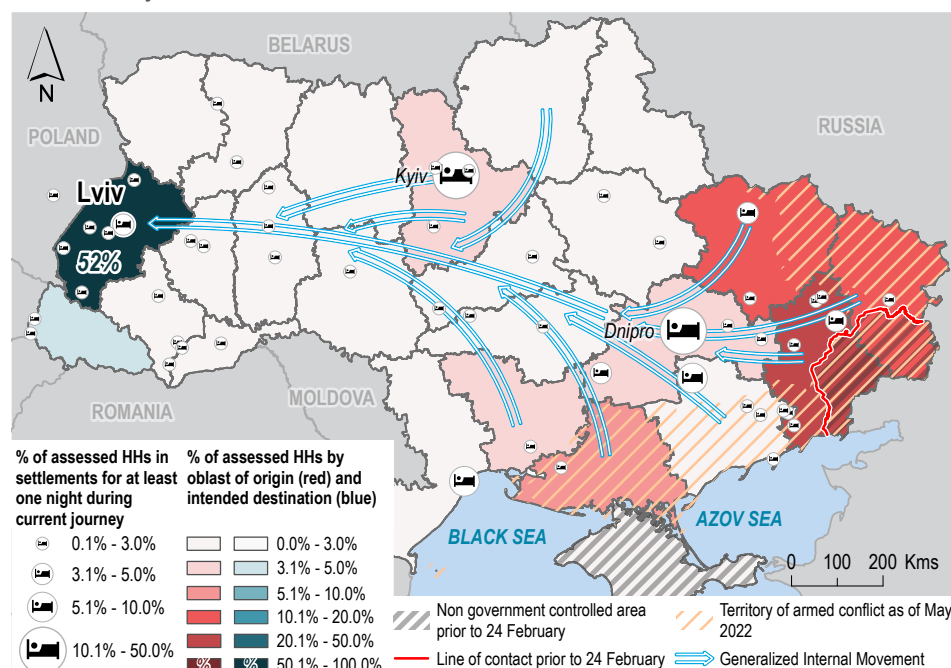
Proportion of age/ gender of head of HHs:



HHs travelling with vulnerable groups:

| | |
|------------------------------|----------|
| Children 0 to 5 years | 26% |
| Children 6 to 17 years | 43% |
| Unaccompanied children | 0% (n=1) |
| Elderly 65+ years | 28% |
| Pregnant and lactating women | 8% |
| Persons with disabilities | 18% |

Map 2: Areas of origin, transit and intended destination reported by HHs interviewed in Lviv who indicated intention to stay in Ukraine (75% of HHs, n=194)³



Settlement of Origin

Top 5 settlements of origin as reported by assessed HHs:

| | |
|------------|-----|
| Kharkiv | 11% |
| Sloviansk | 8% |
| Kramatorsk | 7% |
| Lysychansk | 7% |
| Kyiv | 4% |

Top 3 reasons for leaving area of origin:³

| | |
|----------------------------------|-----|
| Shelling in/near my settlement | 33% |
| Active conflict in my settlement | 17% |
| Loss of livelihoods | 12% |

Transit

Top 5 reported means of transport out of previous location:⁴

| | |
|------------------|-----|
| Evacuation train | 47% |
| Shared car | 18% |
| Evacuation bus | 15% |
| Bus | 7% |
| Train | 6% |

Top 5 reported reasons to come to this transit hub:⁴

| | |
|--|-----|
| Perception of safety | 26% |
| Meeting family/friends at/near this location | 21% |
| Most convenient location to travel after | 16% |
| Only route out of settlement | 12% |
| Someone in my group chose this location | 10% |

³ In Maps 2-7, the indicator "% of assessed HHs in settlements for at least one night during current journey" also includes transit points of HHs who reported currently returning to their area of origin at the time of data collection

⁴ HHs had multiple answer options (total may be >100%)

Intended Destination

Intended destination for current journey:

| | |
|-----------------|-----|
| Don't Know | 9% |
| Another Country | 16% |
| Within Ukraine | 75% |

Countries of Intended Destination:

| | |
|---------|-----|
| Poland | 46% |
| Germany | 12% |

Top 3 intended destinations within Ukraine by settlement:

| | |
|-------------------------|-----|
| Lviv | 57% |
| Briukhovychi | 5% |
| Rudne, Dnipro, Uzhhorod | 2% |

Top 5 reported accommodations at intended destination:

| | |
|--|-----|
| Collective centre | 42% |
| Modular housing | 15% |
| Staying with friends/ family | 11% |
| Rented accommodation | 10% |
| Found host through social media/ volunteer | 8% |

Top 5 reported planned length of stay at destination:

| | |
|--|-----|
| Until the war is over | 32% |
| I don't know | 25% |
| Until it is safe to return to area of origin | 20% |
| No intention to return | 9% |
| More than one month | 6% |

Intended Returns



23% (n=59) of assessed HHs reported currently returning to their area of origin at the time of data collection



Arrival and Transit Monitoring

Lviv, Chernivtsi, Vinnytsia, Kropyvnytskyi, Dnipro, Zaporizhzhia

Ukraine
July 2022


Chernivtsi

Movement Intentions

| | | |
|-------------------------------|-----------------------------|-------------------------------|
| # of assessed HHs transiting: | # of assessed HHs arriving: | # of assessed HHs don't know: |
| 84 | 255 | 21 |

Demographic Profile

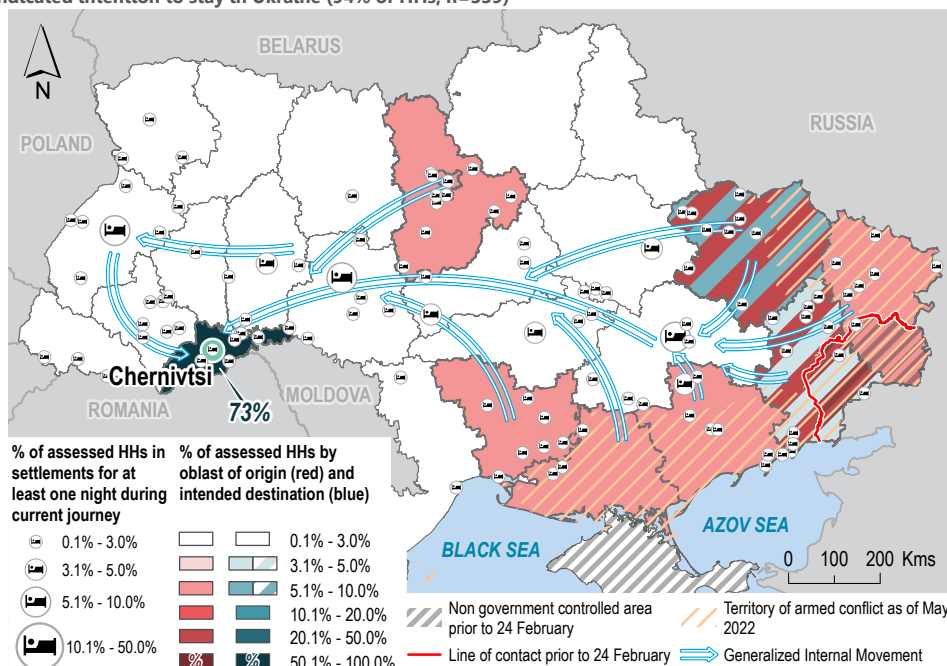
Proportion of age/ gender of head of HHs:



HHs travelling with vulnerable groups:

| | |
|------------------------------|----------|
| Children 0 to 5 years | 22% |
| Children 6 to 17 years | 43% |
| Unaccompanied children | 1% (n=2) |
| Elderly 65+ years | 33% |
| Pregnant and lactating women | 4% |
| Persons with disabilities | 19% |

Map 3: Areas of origin, transit and intended destination reported by HHs interviewed in Chernivtsi who indicated intention to stay in Ukraine (94% of HHs, n=339)



Settlement of Origin

Top 5 settlements of origin as reported by assessed HHs:

| | |
|------------------|-----|
| Kharkiv | 22% |
| Mykolaiv | 8% |
| Kyiv | 8% |
| Mariupol | 7% |
| Sievierodonestsk | 3% |

Top 3 reasons for leaving area of origin:⁴

| | |
|----------------------------------|-----|
| Active conflict in my settlement | 36% |
| Shelling in/near my settlement | 24% |
| Loss of access to services | 14% |

Transit

Top 5 reported means of transport out of previous location:⁴

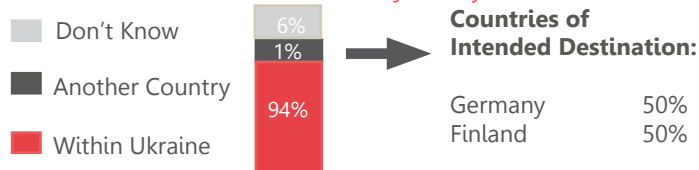
| | |
|------------------|-----|
| Private car | 27% |
| Evacuation train | 22% |
| Shared car | 14% |
| Evacuation bus | 13% |
| Bus | 11% |

Top 5 reported reasons to come to this transit hub:⁴

| | |
|--|-----|
| Meeting family/friends at/near this location | 46% |
| Perception of safety | 19% |
| Someone in my group chose this location | 15% |
| Chose this location randomly | 9% |
| Most convenient location to travel after | 5% |

Intended Destination

Intended destination for current journey:



Top 3 intended destinations within Ukraine by settlement:

| | |
|------------|-----|
| Chernivtsi | 75% |
| Kharkiv | 6% |
| Mykolaiv | 2% |

Top 5 reported accommodations at intended destination:

| | |
|---------------------------------------|-----|
| Rented accommodation | 27% |
| Staying with friends/ family | 22% |
| Collective centre | 20% |
| Accommodation provided by authorities | 14% |
| Own private residence | 8% |

Top 5 reported planned length of stay at destination:

| | |
|--|-----|
| Until the war is over | 38% |
| I don't know | 27% |
| More than one month | 14% |
| More than one week but less than one month | 10% |
| Until area of origin is under government control | 5% |

Intended Returns



43% (n=155) of assessed HHs reported currently returning to their area of origin at the time of data collection

⁴ HHs had multiple answer options (total may be >100%)



Arrival and Transit Monitoring

Lviv, Chernivtsi, Vinnytsia, Kropyvnytskyi, Dnipro, Zaporizhzhia

Ukraine
July 2022


Vinnytsia

Movement Intentions

of assessed HHs transiting: **7** # of assessed HHs arriving: **469** # of assessed HHs don't know: **36**

Demographic Profile

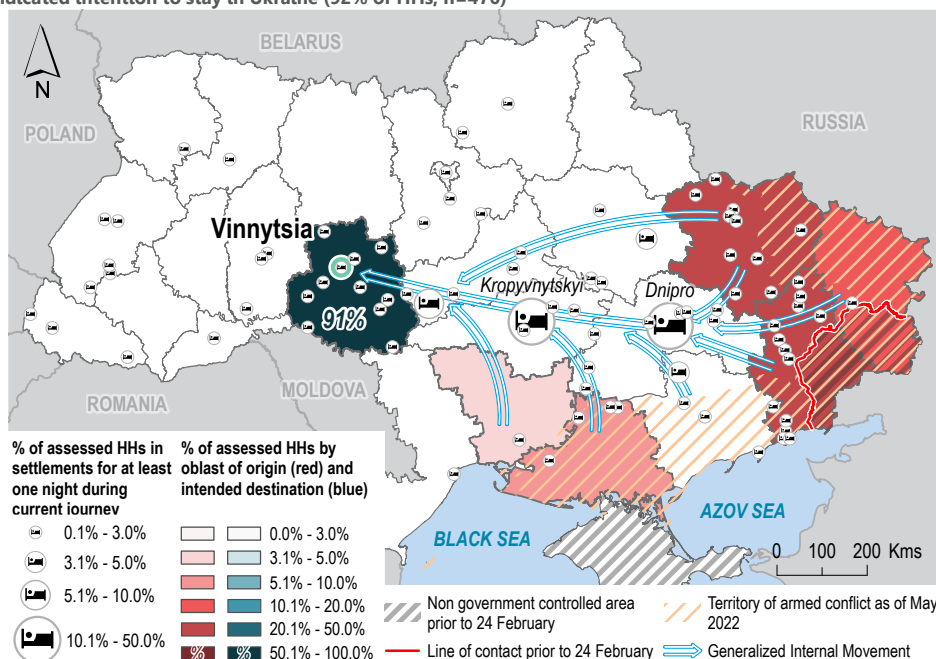
Proportion of age/ gender of head of HHs:



HHs travelling with vulnerable groups:

| | |
|------------------------------|----------|
| Children 0 to 5 years | 16% |
| Children 6 to 17 years | 38% |
| Unaccompanied children | 0% (n=2) |
| Elderly 65+ years | 32% |
| Pregnant and lactating women | 2% |
| Persons with disabilities | 14% |

Map 4: Areas of origin, transit and intended destination reported by HHs interviewed in Vinnytsia who indicated intention to stay in Ukraine (92% of HHs, n=476)



Settlement of Origin

Top 5 settlements of origin as reported by assessed HHs:

| | |
|-----------------|------------|
| Kharkiv | 17% |
| Kramatorsk | 9% |
| Bakhmut | 5% |
| Sievierodonetsk | 5% |
| Lysychansk | 5% |

Top 3 reasons for leaving area of origin:⁴

| | |
|---------------------------------------|------------|
| Shelling in/near my settlement | 27% |
| Active conflict in my settlement | 19% |
| Loss of livelihoods | 15% |

Transit

Top 5 reported means of transport out of previous location:⁴

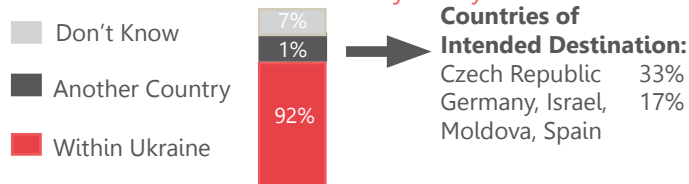
| | |
|--------------------|------------|
| Private car | 35% |
| Evacuation train | 18% |
| Shared car | 17% |
| Bus | 11% |
| Train | 9% |

Top 5 reported reasons to come to this transit hub:⁴

| | |
|---|------------|
| Meeting friends/family at/near this location | 46% |
| Perception of safety | 37% |
| Chose this location randomly | 14% |
| Someone in my group chose this location | 2% |
| Most direct route to final destination | 1% |

Intended Destination

Intended destination for current journey:



Top 3 intended destinations within Ukraine by settlement:

| | |
|----------------------------|--------------|
| Vinnytsia | 98.5% |
| Nemyriv | 0.4% |
| Kalynivka, Dnipro, | 0.2% |
| Pisochyn, Cherkasy, Tiutky | |

Top 5 reported accommodations at intended destination:

| | |
|--|------------|
| Rented accommodation | 55% |
| Staying with friends/ family | 17% |
| Accommodation provided by authorities | 14% |
| Collective centre | 10% |
| Found host through social media/ volunteer | 2% |

Top 5 reported planned length of stay at destination:

| | |
|--|------------|
| Until the war is over | 57% |
| I don't know | 29% |
| More than one month | 8% |
| More than one week but less than one month | 2% |
| No intention to return | 1% |

Intended Returns



57% (n=297) of assessed HHs reported currently returning to their area of origin at the time of data collection

⁴ HHs had multiple answer options (total may be >100%)



Arrival and Transit Monitoring

Lviv, Chernivtsi, Vinnytsia, Kropyvnytskyi, Dnipro, Zaporizhzhia

Ukraine
July 2022


Kropyvnytskyi

Movement Intentions

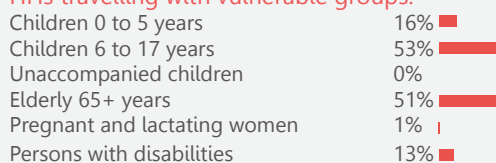


Demographic Profile

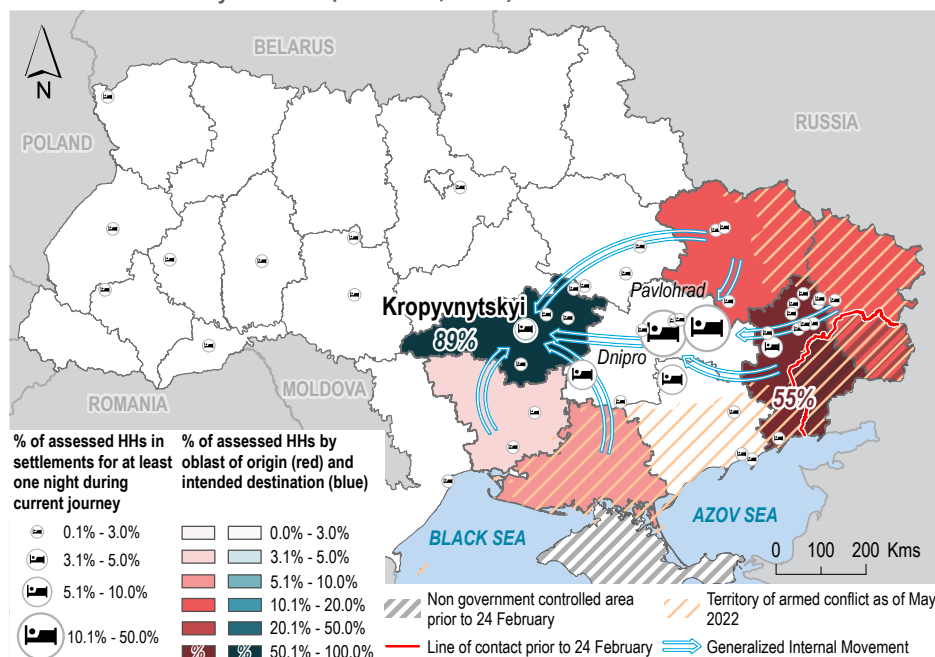
Proportion of age/ gender of head of HHs:



HHs travelling with vulnerable groups:




Map 5: Areas of origin, transit and intended destination reported by HHs interviewed in Kropyvnytskyi who indicated intention to stay in Ukraine (93% of HHs, n=193)

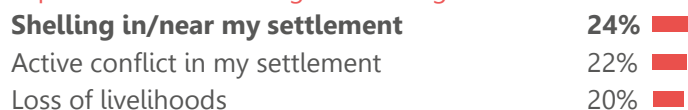


Settlement of Origin

Top 5 settlements of origin as reported by assessed HHs:



Top 3 reasons for leaving area of origin:⁴

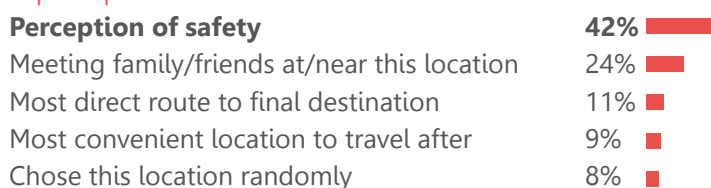


Transit

Top 5 reported means of transport out of previous location:⁴

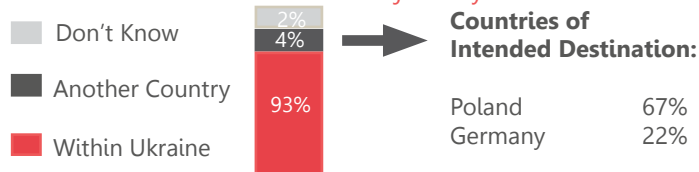


Top 5 reported reasons to come to this transit hub:⁴



Intended Destination

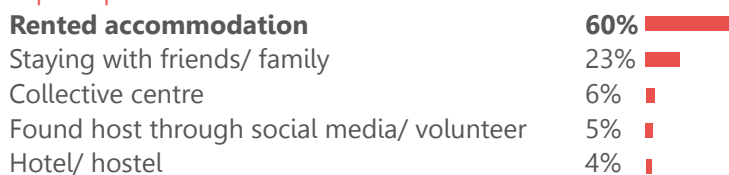
Intended destination for current journey:



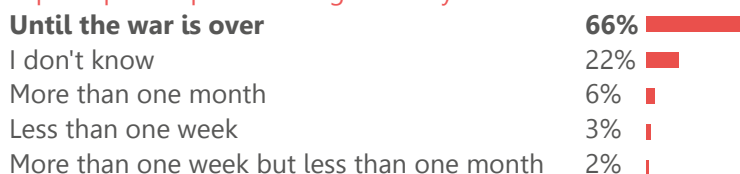
Top 3 intended destinations within Ukraine by settlement:



Top 5 reported accommodations at intended destination:



Top 5 reported planned length of stay at destination:



Intended Returns



51% (n=105) of assessed HHs reported currently returning to their area of origin at the time of data collection

⁴ HHs had multiple answer options (total may be >100%)



Arrival and Transit Monitoring

Lviv, Chernivtsi, Vinnytsia, Kropyvnytskyi, Dnipro, Zaporizhzhia

Ukraine
July 2022


Dnipro

Movement Intentions

| | | |
|-------------------------------|-----------------------------|-------------------------------|
| # of assessed HHs transiting: | # of assessed HHs arriving: | # of assessed HHs don't know: |
| 79 | 404 | 9 |

Demographic Profile

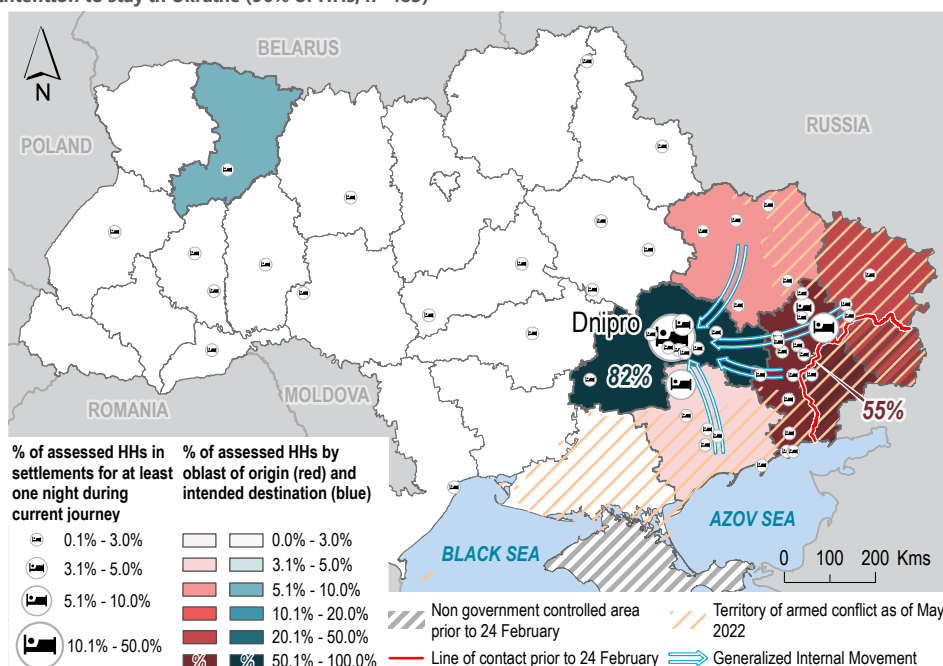
Proportion of age/ gender of head of HHs:



HHs travelling with vulnerable groups:

| | |
|------------------------------|-----|
| Children 0 to 5 years | 16% |
| Children 6 to 17 years | 37% |
| Unaccompanied children | 0% |
| Elderly 65+ years | 38% |
| Pregnant and lactating women | 3% |
| Persons with disabilities | 18% |

Map 6: Areas of origin, transit and intended destination reported by HHs interviewed in Dnipro who indicated intention to stay in Ukraine (96% of HHs, n=483)



Settlement of Origin

Top 5 settlements of origin as reported by assessed HHs:

| | |
|------------------------|-----|
| Sievierodonetsk | 15% |
| Bakhmut | 12% |
| Lysychansk | 10% |
| Sloviansk, | 6% |
| Kramatorsk, Kharkiv | |

Top 3 reasons for leaving area of origin:⁴

| | |
|--|-----|
| Shelling in/near my settlement | 35% |
| Eventual arrival of conflict in the future | 25% |
| Active conflict in my settlement | 17% |

Transit

Top 5 reported means of transport out of previous location:⁴

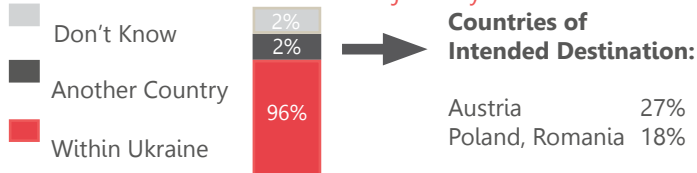
| | |
|-----------------------|-----|
| Evacuation bus | 38% |
| Private car | 37% |
| Shared car | 11% |
| Bus | 8% |
| Evacuation train | 3% |

Top 5 reported reasons to come to this transit hub:⁴

| | |
|---|-----|
| Most direct route to final destination | 29% |
| Perception of safety | 27% |
| Meeting family/friends at/near this location | 20% |
| Most convenient location to travel after | 9% |
| Someone in my group chose this location | 5% |

Intended Destination

Intended destination for current journey:



Top 3 intended destinations within Ukraine by settlement:

| | |
|---------------|-----|
| Dnipro | 84% |
| Rivne | 8% |
| Chernivtsi | 1% |

Top 5 reported accommodations at intended destination:

| | |
|------------------------------|-----|
| Rented accommodation | 47% |
| Staying with friends/ family | 22% |
| Collective centre | 13% |
| I don't know | 10% |
| Hotel/ hostel | 5% |

Top 5 reported planned length of stay at destination:

| | |
|--|-----|
| Until the war is over | 59% |
| I don't know | 32% |
| More than one month | 3% |
| Until area of origin is under government control | 1% |
| Until it is safe to return to area of origin | 1% |

Intended Returns



67% (n=337) of assessed HHs reported currently returning to their area of origin at the time of data collection

⁴ HHs had multiple answer options (total may be >100%)



Arrival and Transit Monitoring

Lviv, Chernivtsi, Vinnytsia, Kropyvnytskyi, Dnipro, Zaporizhzhia

Ukraine
July 2022


Zaporizhzhia

Movement Intentions

of assessed HHS transiting: 26
of assessed HHS arriving: 156
of assessed HHS don't know: 5

Demographic Profile

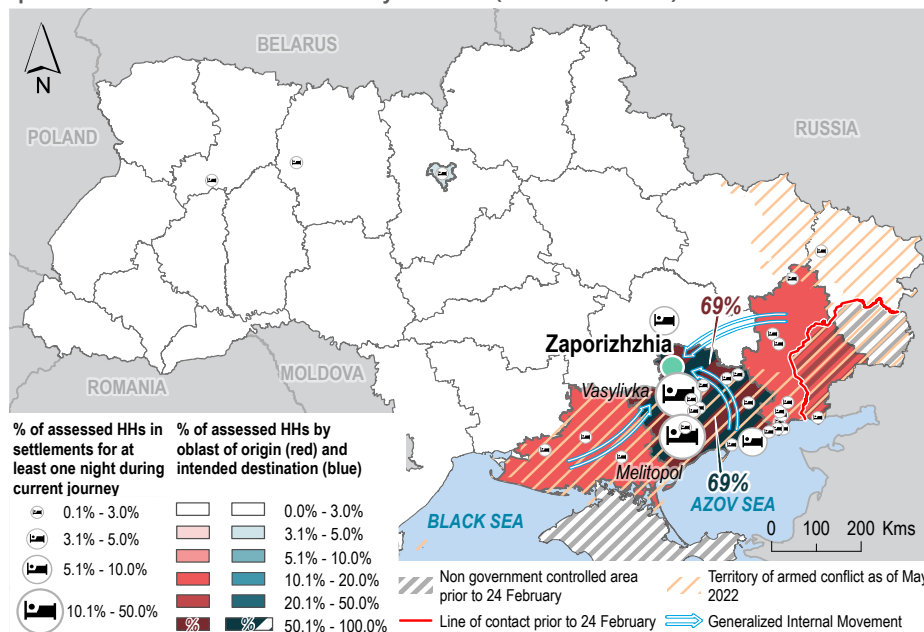
Proportion of age/ gender of head of HHS:



HHS travelling with vulnerable groups:

| | |
|------------------------------|-----|
| Children 0 to 5 years | 19% |
| Children 6 to 17 years | 46% |
| Unaccompanied children | 0% |
| Elderly 65+ years | 17% |
| Pregnant and lactating women | 3% |
| Persons with disabilities | 13% |

Map 7: Areas of origin, transit and intended destination reported by HHS interviewed in Zaporizhzhia who indicated intention to stay in Ukraine (79% of HHS, n=182)



Settlement of Origin

Top 5 settlements of origin as reported by assessed HHS:

| | |
|-----------|-----|
| Mariupol | 12% |
| Berdiansk | 8% |
| Polohy | 6% |
| Melitopol | 5% |
| Tokmak | 4% |

Top 3 reasons for leaving area of origin:⁴

| | |
|----------------------------------|-----|
| Loss of access to services | 30% |
| Loss of livelihoods | 29% |
| Active conflict in my settlement | 17% |

Transit

Top 5 reported means of transport out of previous location:⁴

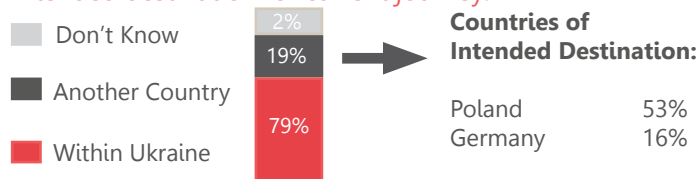
| | |
|--------------------------|-----|
| Private car | 45% |
| Shared car | 26% |
| Evacuation bus | 12% |
| Bus | 11% |
| Volunteer transportation | 3% |

Top 5 reported reasons to come to this transit hub:⁴

| | |
|--|-----|
| Perception of safety | 31% |
| Meeting family/friends at/near this location | 25% |
| Most convenient location to travel after | 19% |
| Most direct route to final destination | 17% |
| Someone in my group chose this location | 3% |

Intended Destination

Intended destination for current journey:



Top 3 intended destinations within Ukraine by settlement:

| | |
|--|-----|
| Zaporizhzhia | 86% |
| Kyiv | 4% |
| Chernivtsi, Bernadiansk, Ivano-Frankivsk, Lviv | 1% |

Top 5 reported accommodations at intended destination:

| | |
|---------------------------------------|-----|
| Rented accommodation | 35% |
| Staying with friends/ family | 35% |
| Accommodation provided by authorities | 12% |
| Collective centre | 8% |
| Hotel/ hostel | 4% |

Reported planned length of stay at destination:

| | |
|--|-----|
| Until the war is over | 55% |
| I don't know | 37% |
| Until area of origin is under government control | 4% |
| More than one month | 2% |
| More than one week but less than one month | 2% |

Intended Returns



9% (n=20) of assessed HHS reported currently returning to their area of origin at the time of data collection

⁴ HHS had multiple answer options (total may be >100%)